



AUSTRALIAN COMMUNITY- BASED CORRECTIONS 1989

RESULTS OF THE
**NATIONAL CENSUS OF
COMMUNITY-BASED CORRECTIONS
30 JUNE 1989**

**FRANCOIS DEBAECKER
and
JOYLEEN CHAPMAN**

AUSTRALIAN INSTITUTE OF CRIMINOLOGY



**AUSTRALIAN
COMMUNITY-BASED
CORRECTIONS
1989**

**AUSTRALIAN COMMUNITY-BASED CORRECTIONS
1989**

**RESULTS OF THE
NATIONAL CENSUS OF COMMUNITY-BASED CORRECTIONS
30 JUNE 1989**

**Francois DEBAECKER
and
Joyleen CHAPMAN**

AUSTRALIAN INSTITUTE OF CRIMINOLOGY

First published 1990 by Australian Institute of Criminology, Canberra

©Australian Institute of Criminology

This book is copyright. Apart from any fair dealing for the purpose of private study, research, criticism or review, as permitted under the Copyright Act, no part may be reproduced by any process without written permission. Inquiries should be made to the publisher.

National Library of Australia
Cataloguing-in-publication information

Debaecker, François, 1949-
Australian Community Based Corrections 1987

ISBN 0 642 14776 0

ISSN 0818-6618

1. Community Based Corrections — Australia
— Statistics. I. Debaecker, François, 1949-. II.
Australian Institute of Criminology. III. Title.

FOREWORD

This is the report of the third National Census of Community Based Corrections in Australia. The census was conducted on 30 June 1989 in all states and territories. The census covered all adult persons serving non-custodial court orders on the census date, including post-prison orders such as parole and early release schemes, as well as orders not involving terms of imprisonment, such as probation, fine option and community service orders. The explanatory notes provide a full description of the coverage of the census. The data collection form (see Appendix 1) is the same as that used in the 1985 and 1987 censuses.

The data collection was co-ordinated by the National Correctional Statistics Committee, a body which is accountable to the Annual Conference of Correctional Ministers for this and a number of other projects. Membership of this committee varies from time to time. In addition to the representatives of the Australian Institute of Criminology and the Australian Bureau of Statistics, key contributors to this project have been:

Kevin Mead (New South Wales)
Stuart Ross and Debbie King (Victoria)
John Murray and Di Bennett (Queensland)
Carol Roe (Western Australia)
Jenny Cassidy (South Australia)
Lloyd Warr (Tasmania)
Tina Sacca (Northern Territory)
Kristin Young (Australian Capital Territory)

We express our sincere appreciation to our fellow committee members for their co-operation. Our thanks go to the numerous unnamed workers who collected and collated the data. We also acknowledge the help we received from the Institute's staff.

Francois Debaecker
Joyleen Chapman

October 1990

1

1

1

CONTENTS

EXPLANATORY NOTES	1
1. Date and Coverage of the Census	1
2. Sources of Information	2
3. Jurisdiction of Supervision and Jurisdiction of Original Sentence	2
4. Age of Offender	2
5. Aboriginality	3
6. State/Country of Birth	3
7. Location of Current Address	3
8. Current Marital Status	3
9. Current Employment Status	3
10. Highest Level of Education Attained	3
11. Known Prior Adult Correctional Experience	3
12. Orders Currently Applying	4
13. Most Serious Offence	9
14. Known Federal Offence	9
15. Level of Court Originating Order(s)	9
16. Aggregate Duration of Orders	9
17. Time Already Served	10
18. Time Remaining to Serve	10
19. Special Conditions Attached to Orders	10
20. Duration of Order	10
21. Frequency of Reporting	10
ACCESS TO ADDITIONAL TABULATIONS	11
STATISTICAL TABLES	
Table	
1 Number of Persons serving Orders by Sex and Type of Order	13
1A Percentages of Persons serving Orders by Sex and Type of Order	14
1B Ratios of Persons serving Orders, per 100,000 Population, by Sex and Type of Order	16
2 Number of Persons serving Orders by Jurisdiction, Sex and Age	18
2A Percentages of Persons serving Orders by Jurisdiction, Sex and Age	19
2B Ratios of Persons serving Orders, per 100,000 population, by Jurisdiction, Sex and Age	20
3 Number of Persons serving Orders by Most Serious Offence and Sex	21
3A Percentages of Persons serving Orders by Most Serious Offence and Sex	23
3B Ratios of Persons serving Orders, per 100,000 Population, by Most Serious Offence and Sex	25
4 Number of Persons serving Orders by Jurisdiction and State or Territory of Original Order	27
5 Number of Persons serving Orders by Jurisdiction and Aboriginality	27
6 Number of Persons serving Orders by State/Country of Birth	27
7 Number of Persons serving Orders by Jurisdiction and Location of Current Address	28
8 Number of Persons serving Orders by Marital Status at Census Date	29
9 Number of Persons serving Orders by Employment Status at Census Date	29
10 Number of Persons serving Orders by Highest Level of Education at Census Date	29
11 Number of Persons serving Orders by Known Prior Adult Correctional Experience	29
12 Number of Persons serving Orders by Jurisdiction and Known Federal Offender Status	30
13 Number of Persons serving Orders by Jurisdiction and Level of Court Originating Order(s)	30
14 Number of Persons serving Orders by Jurisdiction and Aggregate Time between Commencement of Current Orders and Expected Completion Date	30
15 Number of Persons serving Orders by Jurisdiction and Time Already Served since Commencement of Current Orders	31
16 Number of Persons serving Orders by Jurisdiction and Time Remaining to Serve on Current Orders	31
17 Number of Persons serving Orders by Jurisdiction and Special Conditions attached to Current Orders	31
18 Number of Persons serving Pre-Sentence Supervision Orders by Jurisdiction and Duration of Orders	32
19 Number of Persons serving Fine Option Orders by Duration of Orders	32
20 Number of Persons serving Probation/Supervised Recognisances by Jurisdiction and Duration of Orders	32
21 Number of Persons serving Community Service/Work Orders by Duration of Orders	33
22 Number of Persons serving Attendance Centre Orders by Duration of Orders	33
23 Number of Persons serving Other Orders not including Imprisonment by Duration of Orders	33

Table

24	Number of Persons serving After-Care Probation/Partially Suspended Prison Sentences by Jurisdiction and Duration of Orders	34
25	Number of Persons serving Pre-Release Orders by Duration of Orders	34
26	Number of Persons serving Parole/Licence by Jurisdiction and Duration of Orders	35
27	Number of Persons serving Other Post-Prison Orders by Jurisdiction and Duration of Orders	35
28	Number of Persons serving Pre-Sentence Supervision Orders by Required Reporting Frequency	36
29	Number of Persons serving Fine Option Orders by Required Reporting Frequency	36
30	Number of Persons serving Probation/Supervised Recognisances by Required Reporting Frequency	36
31	Number of Persons serving Community Service/Work Orders by Required Reporting Frequency	37
32	Number of Persons serving Attendance Centre Orders by Required Reporting Frequency	37
33	Number of Persons serving Other Orders not including Imprisonment, by Required Reporting Frequency	37
34	Number of Persons serving After-Care Probation/Partially Suspended Prison Sentences by Required Reporting Frequency	38
35	Number of Persons serving Pre-Release Orders by Required Reporting Frequency	38
36	Number of Persons serving Parole/Licence by Required Reporting Frequency	38
37	Number of Sentenced Persons serving Other Post-Prison Orders by Required Reporting Frequency	38
38	Number of Persons serving Orders by Type of Order, Age and Jurisdiction	39
39	Number of Persons serving Orders by Type of Order, Aboriginality and Jurisdiction	42
40	Number of Persons serving Orders by Type of Order, Most Serious Offence and Jurisdiction	43
41	Median duration of Orders by Type of Order, Most Serious Offence and Jurisdiction	48

APPENDICES

1	Basic Data Collection Form	53
2	Total Population at 30.6.89, by Jurisdiction, Sex and Age	55

FIGURES

1	Draft Australian National Classification of Offences	8
2	The Use of Community-Based Corrections, by Jurisdiction	15
3	Rates of Usage of the Three Common Forms of Community-Based Corrections - per 100,000 Population by Jurisdiction	17

EXPLANATORY NOTES

The information collected in the census was of three basic types:

- i. General information on the demographic and social characteristics of all adult persons serving community based orders;
- ii. Information on the nature of the offence(s) for which the person is serving orders; and
- iii. The type and severity of the order(s) currently being served.

The design of the data collection form (see Appendix 1) reflected these areas. The selection and formulation of the items on the data collection form was largely determined by the potential value of the information, but was to some degree affected by the ability of some jurisdictions to obtain the information, and the difficulty involved in achieving compatibility between responses. The results have been tabulated in such a way as to maximise, wherever possible, compatibility with other sources of data - in particular the annual National Prison Census reports published by this Institute, the five-yearly censuses of population and housing conducted by the Australian Bureau of Statistics, the various publications on crime and justice issues from the state offices of the ABS, and those of the Corrections Departments themselves.

Most of the variables presented in this report are self explanatory. However, as with any collection of statistics covering a range of jurisdictions, there have been problems of definition, where data from one jurisdiction cannot be directly equated with the equivalent item from another jurisdiction, either because of different legislation, or different administrative recording practices. While efforts have been made to attain maximum comparability between jurisdictions, some differences remain. These differences, together with some points of definition, are outlined below.

Where statistics have been rounded, such as in the presentation of percentage totals, any discrepancies between sums of the component items and totals are due to rounding. Additional care is required, however, where percentage columns may add to more than one hundred, due to the double counting of persons serving more than one order type.

As a person may be serving more than one order at a time, the total number of persons shown at the foot of the tables may not necessarily equal the sum of the entries in the columns.

In Tables 1 and 3, the total number of persons serving orders does not take into account the number of orders each person may be serving or the conditions attached to those orders. Accordingly, the total will always be equal to or less than the sum of the entries in the columns.

Likewise in Table 17, a person may have none, one or more than one special condition attached to the orders being served. In this table, the total number refers to the total number of persons serving orders in that jurisdiction, regardless of the number of orders and special conditions that may be applied to them.

Note also the use of a dash (-) in all tables when there is no data available for the category because the information is not relevant in a jurisdiction, e.g. Attendance Centre Orders apply only in New South Wales and Victoria, so in Table 1 a dash appears in all columns corresponding to jurisdictions other than New South Wales and Victoria. On the other hand a zero indicates that there is no case in a category, but that this category is relevant in the jurisdiction.

1. Date and Coverage of the Census

The census covered all persons who, on 30 June 1989, were serving any of the following community based orders:

Orders Not Including Imprisonment:

Probation/Supervised Recognisance
Attendance Centre Order
Community Service/Work Order
Fine Option Order
Pre-sentence Supervision Orders (e.g. Bail)

Post-Prison Orders:

Parole/Licence
After-care Probation/Partially suspended sentence
Pre-release Order
Home Detention
Community Based Work Release

2. Sources of Information

Most of the information for this Census was obtained from existing records, which in some jurisdictions were computerised. Information not on record was, where feasible, collected specifically for the Census by individual interview.

Where reliable information was not available, for example demographic or sentence details for persons recently sentenced to orders, it was recorded as not known. In several jurisdictions, modified data collection forms were used, and staff were asked to 'write in' answers in complex areas such as the determination of most serious offences and earliest date of completion; their answers were then coded into the standard form by head office personnel, thereby ensuring a high level of reliability.

3. Jurisdiction of Supervision and Jurisdiction of Original Sentence

All persons included in this census are recorded according to the jurisdiction in which they are being supervised regardless of the jurisdiction that imposed the initial sentence.

The jurisdiction imposing the original order was entered on the data collection form, however, and the responses are tabulated against the jurisdiction of supervision giving an estimate of the numbers of persons supervised interstate. (See Table 4.)

4. Age of Offender

The date of birth of the offender was used to calculate the person's age at census date. The tabulations of this variable therefore show the age-structure of the client populations as at 30 June 1989.

The age at which persons normally become liable to the various orders varies from State to State and from order to order. Tables showing population rates are based on the population aged 17 and over for reason of compatibility with other social statistics. For the purposes of rate calculations, the 30 June 1989 population figures, as published by the Australian Bureau of Statistics (Cat. No. 3201.0), were used (see Appendix 2).

5. Aboriginality

Where the information was obtained by interview the offenders were asked to state the racial origin group to which they considered themselves to belong. Information obtained from records was recorded 'as stated' in those records. The method of determining Aboriginality for client record purposes may not necessarily be consistent between, or even within, jurisdictions.

6. State/Country of Birth

Persons born in Australia were coded to their native state, if known. Those born overseas were coded to countries as currently defined - not necessarily as they were when the person was born (e.g. persons stating Croatia would be coded Yugoslavia).

7. Location of Current Address

Persons under supervision would generally live in the jurisdiction in which they are supervised. At the Census date, however, some were temporarily interstate and maintaining telephone or written contact with a supervising officer. Some persons living close to state borders may also be supervised interstate.

Addresses were initially coded to Local Government or Postcode Area level within the reporting State, or to State level if within another Australian State. Separate categories were used for persons whose addresses were outside Australia, persons known to have no fixed address, and those whose address was not stated. Addresses within the reporting state were aggregated to Statistical Division level for tabulation in this report. For definitions of the boundaries of Statistical Divisions refer to the Australian Bureau of Statistics publication '1986 Census of Population and Housing - Geographic Code List' (Catalogue Number 2188.0).

In New South Wales and Queensland, the data refer to the location of the corrections office where the offender reports: this is not expected to introduce many errors, however, particularly at the published level of aggregation.

8. Current Marital Status

The actual, not necessarily legal, marital status was recorded, with defacto relationships included in the married category. No data were available for New South Wales.

9. Current Employment Status

The 'employed' category includes those self-employed; pensioners are included in 'other'. No data were available for offenders in New South Wales.

10. Highest Level of Education Attained

In all jurisdictions this item is coded 'as recorded'. No data were available for New South Wales.

11. Known Prior Adult Correctional Experience

This item relates only to adult supervised orders including prison terms under sentence. Other court imposed penalties such as fines are not included. No data were available for New South Wales or Victoria.

12. Orders Currently Applying

The legislative basis for community based corrections differs from jurisdiction to jurisdiction. The types of orders available in each jurisdiction are described below. Note, however, that interstate transfers may result in some persons serving orders which are not normally available in the jurisdiction in which they are now being supervised.

Three types of order are available in all jurisdictions (except Victoria which has only one court-based order - the community based order which may have attached to it conditions that equate to order-types in other jurisdictions. Victoria does have the option of parole and pre-release, like other jurisdictions):

Probation (occasionally known as a Supervised Recognisance),
Community Service/Work Orders, and
Parole (which, in the case of persons released from life imprisonment sentences, is called Release on Licence).

A working definition of these three order types, bearing in mind that slight differences do exist between jurisdictions, is as follows:

Probation/Supervised Recognisance:

When a person is convicted in any court for an offence for which imprisonment may be imposed, the court may make a Probation Order. Adult offenders can be released on probation by courts for a fixed period, during which time they receive supervision and a range of guidance, support and referral services from stipendiary and honorary staff.

Community Service

Community Service Orders provide a sentencing alternative to imprisonment whereby the courts can direct offenders to make generalised restitution by performing a set number of hours of community service work.

Parole/Licence

Parole allows a prisoner to be released from prison at the discretion of a Parole Board to serve a parole period in the community. The 'parole period' is the difference between the minimum and maximum sentence as determined by the sentencing court. Persons serving indeterminate prison sentences (e.g. Life, Governor's Pleasure or as Forensic Patients) are released 'On Licence' in some jurisdictions.

The orders applicable in the eight jurisdictions are as follows:

NEW SOUTH WALES

Probation - as described above.

Community Service Orders - as described above. The N.S.W. Community Service Orders Act limits the maximum hours of community service work ordered to 300 hours.

Fine Default - default on fine payment results in automatic imposition of a supervised Fine Default work order.

Pre-sentence Supervision Orders - are court-based orders including Pre-Sentence, Long Remand and Bail Assessment Orders. They apply to persons convicted but awaiting sentence.

The purpose of such Orders is to assess the offender's performance under community-based supervision before a penalty is imposed. As they are of short duration (usually less than twelve months) the turnover is quite high, and the low census total for this type of order greatly understates the extent of its usage by the courts.

Parole/Licence - the Parole Period is the difference between the minimum term less remission, and the maximum sentence as determined by the sentencing court to a maximum of 5 years.

After-care Probation Orders - are split sentences handed down by courts in the form of a prison sentence with a specified 'non-probation' term (which may in some circumstances be 'nil') after which the prisoner is released to probation. However, where the court specified a non-probation period of 'nil', the penalty is treated as a Probation/Supervised Recognisance because imprisonment did not precede the probation supervision.

VICTORIA

On 1 June 1986 major amendments were made to the types of non-custodial orders available in Victoria. Probation Orders, Attendance Centre Orders, and Community Service Orders were abolished and replaced with the Community Based Order. The Community Based Order may have one or more program conditions attached to it at the direction of the Courts and on the recommendation of Community Corrections Officers. The program conditions are:

- (a) to undertake educational or other programs for between 20 and 400 hours in twelve months;
- (b) to perform unpaid community work for between 20 hours and 500 hours in twelve months;
- (c) to be under the supervision of a community corrections officer;
- (d) to undergo assessment and treatment for alcohol or drug addiction or submit to medical, psychological or psychiatric assessment or treatment;
- (e) to submit to testing for alcohol or drug use;
- (f) to reside in specified premises;
- (g) to not associate with nominated persons;
- (h) any other condition the Court considers necessary or desirable in the circumstances.

For the purposes of this Census, program conditions have been defined in order to equate with orders in other jurisdictions. A very small number of older probation orders made before 1 June 1986 were still current at the time of the Census.

Probation - includes Community Based Orders containing conditions (a) and (c) combined or (c) only, as well as the older probation orders as described in the preamble.

Attendance Centre Orders - includes Community Based Orders containing conditions (a), (b) and (c) combined or (a) and (b) combined, as well as a small number of older Attendance Centre Orders imposed prior to 1 June 1987.

Community Service Orders - includes Community Based Orders containing condition (a) only, (b) only and conditions (b) and (c) combined, as well as a small number of older Community Service Orders as described in the preamble.

Fine Option Orders - Courts may convert unpaid fines to periods of community work under condition (b) of the Community Based Order provisions. Fines are converted on the basis of four penalty units (\$400) being equal to no more than 10 hours unpaid community work.

The two post-custodial options in Victoria are Parole and Pre-Release Orders.

Parole - as described in the preamble.

Pre-Release Orders - Pre-release is sequenced between time spent in custody and release on parole for prisoners serving maximum/minimum sentences, and between time spent in custody and final discharge for prisoners serving straight sentences. Prisoners must be serving a prison sentence of not less than twelve months and must serve at least three months but no more than twelve months on the program. Moreover, the period of Pre-Release Permit must not exceed one-third of the total sentence. Eligibility for the Pre-Release Program is determined by the Courts. At the time of sentencing, the Courts may order that a prisoner is ineligible for the Pre-Release Program. Decisions to release eligible prisoners on to the program are made by the Adult Parole Board.

QUEENSLAND

Probation - as described above.

Community Service Orders - as described above.

Fine Option Orders - Courts may offer the alternative of Community Service instead of a fine. The hours specified must be completed within twelve months of commencement of the order.

Parole - as described above.

Prison/Probation Orders - equivalent to New South Wales After-care Probation (see above).

WESTERN AUSTRALIA

Probation - as described above. The period set may be between six months and five years.

Community Service Orders - as described above. The hours ordered may be between 40 and 240 hours and are required to be completed within 12 months.

Work and Development Orders - commenced from March 1, 1989. People who have not paid a fine may have the fine default period converted into a Community Corrections program of 14 hours work and development for each week of default. The weekly program consists of at least 8 hours of unpaid community, voluntary or charitable work and up to 6 hours of personal development. (For the purpose of this census, these orders have been counted under 'Fine Option Orders'.)

Parole - since June 15, 1988, courts have no longer set a minimum sentence. The courts determine whether or not an offender will be eligible for parole and a formula is applied to determine the date upon which a prisoner will be eligible for release on parole. The formula ensures that the parole period is between 6 months and 2 years.

Community Based Work Release - Prisoners who have served a minimum of 12 months imprisonment and who are within 6 months of eligibility for release may serve part of their remaining sentence on work release and be supervised in the community while living at home. The releasees must do 14 hours a week of work and development. (For the purpose of this census, these orders have been counted under 'Post-Prison Orders' to allow interstate comparison. The data which were initially coded in weeks have been converted to months.)

SOUTH AUSTRALIA

On January 1, 1989 a significant change occurred to legislation relating to the sentencing of offenders with regard to community corrections alternatives. The Criminal Law (Sentencing) Act was proclaimed, replacing the Offenders Probation Act, the Criminal Law Sentencing Act and the Justices Act, for the purposes of sentencing.

Under this new Act, a person may be placed under the supervision of a probation officer in one of two ways - either as a condition of a bond or as part of an order.

A bond has a mandatory condition to be of good behaviour and other conditions may be set by the court, one of which may be supervision by a probation officer. Furthermore, a bond can include an order of community service in addition to supervision, if the bond is consequent to a suspended sentence of imprisonment.

On the other hand, an order has no such requirement to be of good behaviour, and supervision by a probation officer can only be directed as an adjunct to an order of community service.

The new Act directed that the maximum period for supervision by a probation officer, either under a bond or an order, to remain at three years. However the maximum number of hours of community service that could be worked was raised to 320 with the time period extended to 18 months.

Probation - as described above. The maximum period that may be set is three years with the minimum period generally set at six months.

Community Service Orders - as described above. Between 40 and 320 hours may be set, to be worked off within 18 months. Persons defaulting on payment of fines are eligible.

Dual Orders/Bonds - a new order whereby an offender can be placed under the supervision of a probation officer and be required to perform community service under the one order. For the purpose of this census, these orders have been included within 'Orders Not Including Imprisonment'.

Supervised Bail - a form of pre-sentence supervision under the Bail Act, which may be imposed as an alternative to remand or bail with recognisance or bail with home detention.

Parole/Licence - as described above. The parole period is the difference between the time spent in custody and the maximum sentence as determined by the sentencing court.

Home Detention - a scheme whereby prisoners are released either to complete their sentence in full or to be followed by parole. For the purpose of this census, these orders have been included within 'Post-Prison Orders'.

Fine Option - a scheme in which persons for whom paying a fine would cause severe financial difficulty. Such persons are allowed to work the fine off by performing community service at the rate of 8 hours work per \$100 of fine.

TASMANIA

Probation - as described above - imposed under the Probation of Offenders Act 1973, which allows for Probation to be imposed, upon conviction only, as a conditional discharge or as an additional penalty to a fine, Community Service Order or a prison sentence.

Community Service Orders - as described above - imposed under the Probation of Offenders Act 1973. A maximum aggregate limit of 240 hours applies. Community Service Orders may be imposed for failure to pay fines. They may also be imposed as a penalty in their own right and not necessarily in lieu of prison.

Parole - as described above. Under the terms of the Parole Act 1975, prisoners are eligible for release after six months or one-half of the sentence, whichever is greater. Amendments to the Parole Act in 1987 empowers the sentencing authority to impose a non parole period provided it is not less than the statutory non parole period.

Supervised Suspended Sentence - Suspended sentences are imposed (wholly or partially) under the Tasmanian Criminal Code in the Supreme Court or the Justices Act 1957 in the Court of Petty Sessions.

NORTHERN TERRITORY

Probation - Imposed pursuant to the Criminal Law (Conditional Release of Offenders) Act - either as condition of recognisance, i.e. a Good Behaviour Bond, or as a condition of recognisance following the imposition of a term of imprisonment, of which all or part of that term is suspended.

Community Service Orders - Instead of sentencing an offender to imprisonment, a court may, pursuant to the Criminal Law (Conditional Release of Offenders) Act, impose a Community Service Order, with the offender's consent, of up to 480 hours.

Fine Option - Where a person who has been fined can, prior to the default period, opt to carry out community work at the rate of 8 hours per 100 dollars of fine. For these people, no warrant has been issued.

Fine Default - Where a person has been or is being arrested for non payment of a fine. The offender can be assessed for community work at a rate of 8 hours per 100 dollars of fine and released from custody to carry out the work.

Parole/Licence - Where a term of imprisonment is imposed (e.g. in excess of 12 months), the sentencing authority is obliged, pursuant to the Parole of Prisoners Act, to set a minimum term, or non-parole period.

FIGURE 1 - DRAFT AUSTRALIAN NATIONAL CLASSIFICATION OF OFFENCES**Offences Against the Person**

- 110 HOMICIDE
 - 111 Murder
 - 112 Attempted Murder
 - 113 Conspiracy to Murder
 - 114 Manslaughter (excluding by driving)
 - 115 Driving Causing Death
- 120 ASSAULTS (EXCLUDING SEXUAL ASSAULTS)
 - 121 Assault Occasioning Grievous Bodily Harm
 - 122 Assault Occasioning Actual Bodily Harm
 - 123 Aggravated Assault
 - 124 Other Assault
- 130 SEXUAL ASSAULTS AND OFFENCES
 - 131 Rape
 - 132 Carnal Knowledge
 - 133 Incest
 - 134 Indecent Assault
 - 135 Other Sexual Offences
- 140 OTHER OFFENCES AGAINST THE PERSON
 - 141 Kidnapping and Abduction
 - 142 Illtreatment of Children
 - 143 Other Offences Against the Person (including acts endangering life) Not Elsewhere Classified

Robbery and Extortion

- 210 ROBBERY
 - 211 Armed Robbery
 - 212 Other Robbery
- 220 EXTORTION
 - 221 Extortion

Breaking and Entering, Fraud, and Other Offences Involving Theft

- 310 BREAKING AND ENTERING
 - 311 Breaking and Entering - Dwellings
 - 312 Breaking and Entering - Shops
 - 313 Breaking and Entering - Other Buildings
- 320 FRAUD AND MISAPPROPRIATION
 - 321 Fraud, Forgery and False Pretences
 - 322 Misappropriation
- 330 RECEIVING AND UNLAWFUL POSSESSION OF STOLEN GOODS
 - 331 Receiving
 - 332 Unlawful Possession of Stolen Goods
- 340 OTHER THEFT
 - 341 Motor Vehicle Theft
 - 342 Stealing from the Person
 - 343 Shoplifting
 - 344 Other Theft

Property Damage and Environmental Offences

- 410 PROPERTY DAMAGE
 - 411 Arson (person not therein)
 - 412 Other Property Damage
- 420 ENVIRONMENTAL OFFENCES
 - 421 Pollution
 - 422 Other Environmental Offences

Offences Against Good Order

- 510 OFFENCES AGAINST GOVERNMENT SECURITY AND OPERATIONS
 - 511 Offences Against Government Security and Operations
- 520 OFFENCES AGAINST JUSTICE PROCEDURES
 - 521 Breach of Maintenance Order
 - 522 Offences Against Enforcement of Order
- 530 PROSTITUTION AND RELATED OFFENCES
 - 531 Prostitution and Related Offences
- 540 OFFENSIVE BEHAVIOUR OFFENCES
 - 541 Offences Involving Drunkenness
 - 542 Other Offensive Behaviour
- 550 UNLAWFUL POSSESSION OF WEAPONS
 - 551 Unlawful Possession of Weapons
- 560 OTHER OFFENCES AGAINST GOOD ORDER
 - 561 Liquor and Licensing Offences
 - 562 Betting and Gaming Offences
 - 563 Trespassing and Vagrancy
 - 564 Consorting
 - 565 Other Offences against Good Order

Drug Offences

- 610 POSSESSION/USE OF DRUGS
 - 611 Possession/Use of Narcotics
 - 612 Possession/Use of Cannabis/Marihuana
 - 613 Possession/Use of Other Drugs
- 620 DEALING AND TRAFFICKING IN DRUGS
 - 621 Dealing and Trafficking in Drugs
- 630 MANUFACTURING, GROWING AND OTHER DRUG OFFENCES
 - 631 Manufacturing/Growing Drugs
 - 632 Other Drug Offence

Motor Vehicle, Traffic and Related Offences

- 710 OFFENCES INVOLVING THE DRIVING OF A VEHICLE
 - 711 Driving Under the Influence of Alcohol or Drugs
 - 712 Dangerous, Reckless, Negligent Driving (excluding driving causing death or bodily harm)
 - 713 Other Offences Involving the Driving of Vehicle
- 720 ADMINISTRATIVE OFFENCES
 - 721 Licence Offences
 - 722 Registration/Insurance Offences
 - 723 Roadworthiness and Other Administrative Offences
- 730 OTHER MOTOR VEHICLE, TRAFFIC AND RELATED OFFENCES
 - 731 Other Motor Vehicle, Traffic and Related Offences

Other Offences

- 810 OTHER OFFENCES
 - 811 Other Offences

After-care Probation - Suspended imprisonment in favour of a recognisance period.

Home Detention - Suspended imprisonment in favour of a period of Home Detention not exceeding 12 months.

AUSTRALIAN CAPITAL TERRITORY

Community Service Orders - commenced on 12 August 1985. The statutory basis is provided by Part XVA of the Crimes Act 1900 (NSW) as applicable in the ACT and the Supervision of Offenders (Community Service Orders) Act 1985. The maximum number of hours which an offender may be ordered to serve is 208 while the minimum number is 24. The offender must be liable to imprisonment as a condition precedent for a Community Service Order to be lawfully made under the Crimes Act.

Parole/Licence - as described above. Parole governed by the Parole Act 1976 while Release on Licence is provided under section 19A of the Crimes Act 1914 (Commonwealth) as applied by way of section 33G of the Interpretation Act 1967.

After-care Probation and Supervised Suspended (Prison) Sentence - Provided by Part XV of the Crimes Act 1900 (NSW) as applicable in the ACT.

13. Most Serious Offence

Offences were classified according to the Draft Australian National Classification of Offences (DANCO - see Figure 1), or some locally applicable variant of it, at the three-digit code level. This enabled subsequent re-coding where necessary to achieve a standard classification at the two-digit level for publication. Where a person is serving orders of the same type for more than one offence type, it frequently presented problems in the determination of the most serious offence. The basic rule was to select the offence with longest duration of order, or the lowest DANCO code.

14. Known Federal Offence

Federal Offences are offences against Commonwealth Legislation. They are most commonly offences related to prohibited importations such as illegal drugs, offences involving fraud or forgery, and offences against Commonwealth property or involving injury to Commonwealth officers. Persons sentenced for such offences are generally supervised in the State or Territory of the sentencing court. Victoria was unable to provide data on this point.

The ACT, probably to a greater extent than the other Australian jurisdictions covered in the Census, did not during the relevant period distinguish between Federal and ACT offenders and even then did so only for very limited purposes.

It was generally felt that many of the Federal offences were not identified as such, e.g. an offence of Breaking, Entering and Stealing becomes a Federal offence if the subject property entered, or the goods stolen, belonged to a Federal Government agency. This is not necessarily known or identified at the time an order is recorded.

15. Level of Court Originating Order(s)

The rules adopted for coding the Level of Court were:

- i. Where an episode comprises orders/sentences of various levels of court, the level of court appropriate to the most serious offence was selected, not necessarily the highest level of court.
- ii. Appeal Courts were recorded only where courts have altered the length or type of sentence appropriate to the most serious offence.

16. Aggregate Duration of Orders

This item is the longest period that the person may be under court-imposed supervision in the current episode. Charges pending which are likely to extend the current episode are ignored. Time served prior to any breach of order is included in all jurisdictions. The duration is calculated from the earliest

commencement date, of the orders currently applying, to the expected completion date of the aggregation of orders. For orders normally measured in hours (e.g. Community Service Orders/Work or Fine Option Orders) the Aggregate Duration is the time allowed for completion of the order, which is generally specified up to twelve months.

In New South Wales, for a small number of records (294 out of 2877) the dates of completion of orders may be in error due to discrepancies in the validation method when comparing expiry dates of Fine Default Orders against expiry dates of the other types of orders. In these instances, the date of completion has been recoded as unknown.

17. Time Already Served

This is calculated from the earliest commencement date of the orders applying at census date, to the actual date of the census in the jurisdiction of supervision. For orders normally measured in hours (e.g. Community Service Orders/Work or Fine Option Orders) the calculation is the same as for other orders.

18. Time Remaining to Serve

This is calculated from the census date in the jurisdiction of supervision to the expected completion date of the aggregation of orders currently being served. For orders normally measured in hours (e.g. Community Service Orders/Work or Fine Option Orders) the expected completion date is the date by which the total hours must be completed.

In New South Wales, for a small number of records (294 out of 2877) the dates of completion of orders may be in error due to discrepancies in the validation method when comparing expiry dates of Fine Default Orders against expiry dates of the other types of orders. In these instances, the date of completion has been recoded as unknown.

19. Special Conditions Attached to Orders

Courts in all jurisdictions are able to attach special conditions to an order, the breaching of which may result in further court proceedings and possibly a varying of the original sentence. Most of these are clearly distinguishable from the basic order itself. It should, however, be particularly noted that in some jurisdictions, forms of community service can be imposed as a special condition, quite separately from the specific order known as the Community Service (or Work) Order. Not all special conditions listed in the tables are available in all states.

20. Duration of order

This item relates to the total duration imposed on an offender for each type of order, irrespective of whether this is comprised of one, or more than one, order of that type. Orders normally measured in hours are tabulated in hours. Some apparent anomalies arise in the tables, where persons appear to be serving orders with durations shorter or longer than those allowed by law in the state in which they are supervised. Such persons are in all cases serving orders imposed in another jurisdiction.

21. Frequency of Reporting

This is the required frequency, not necessarily the actual frequency of reporting. For example, a person may visit his or her parole officer more frequently than required - this is not reflected in the data. Also, the same officer may be nominated as supervising a person for several different types of order (e.g. parole and probation) and the same reporting dates may suffice for each order being served. Thus the aggregated frequency data may not accurately measure the actual workload of departmental staff. Data in this section is not available for Victoria.

ACCESS TO ADDITIONAL TABULATIONS

The Ministers have determined that, because of the confidential nature of some of the information contained in the data files, requests for access to data or for the production of additional cross-tabulations, beyond those published in this report, will only be acceded to under the following conditions:

- i. The only persons who will have access to individual records will be officials of the contributing government departments (who will only have access to their own data) and appropriate staff of the Australian Institute of Criminology and Australian Bureau of Statistics (who will not release individual records under any circumstances).
- ii. Each State and Territory is free to publish its own data in any form at any time at the discretion of the relevant minister.
- iii. Where necessary, the Australian Institute of Criminology will provide aggregate cross-tabulations of State and Territory data as requested by State and Territory authorities, such data pertaining only to that State or Territory.
- iv. All requests for additional data, except as provided for in iii. above, will be submitted to the Correctional Administrators Conference for approval. In no circumstances will the confidentiality of individual records be breached, and copies of additional computer outputs resulting from such requests will be forwarded to the relevant State or Territory authorities.

Non-governmental researchers wishing to gain access to additional tabulations should therefore initially contact correctional administrator(s) in the jurisdiction(s) concerned or, if national aggregate data are required, the Director, Australian Institute of Criminology, for submission to the Correctional Administrators' Conference.



TABLE 1 - NUMBER OF PERSONS SERVING ORDERS BY SEX AND TYPE OF ORDER

ORDER TYPE	NSW	VIC	QLD	WA	SA	TAS	NT	ACT	AUSTRALIA
MALES									
Orders Not Including Imprisonment									
Pre-sentence Supervision	160	-	-	-	33	-	1	17	211
Fine Option Order	2,479	184	818	23	248	-	335	-	4,087
Probation / Supervised Recognisance	7,827	769	4,025	1,772	1,043	749	327	176	16,688
Community Service / Work Order	2,066	1,851	1,385	709	969	525	122	136	7,763
Attendance Centre Order	322	324	-	-	-	-	-	-	646
Other Orders	-	113	6	-	121	160	11	-	411
Post-Prison Order									
After-care Probation	781	6	629	-	-	173	177	11	1,777
Pre-release Order	0	104	-	-	-	-	-	-	104
Parole / Licence	1,804	975	828	724	685	75	141	51	5,283
Other Orders	-	19	39	24	23	-	119	-	224
Males Serving Orders Not Inc. Imp.	11,424	3,158	5,482	2,034	2,251	1,180	788	283	26,600
Males Serving Post-Prison Orders	2,583	1,102	1,492	748	708	242	436	62	7,373
Total Males	13,796	4,274	6,870	2,763	2,907	1,449	1,223	343	33,625
FEMALES									
Orders Not Including Imprisonment									
Pre-sentence Supervision	45	-	-	-	5	-	0	0	50
Fine Option Order	398	45	200	8	87	-	59	-	797
Probation / Supervised Recognisance	1,593	323	984	542	355	153	61	31	4,042
Community Service / Work Order	203	385	205	175	145	47	6	24	1,190
Attendance Centre Order	41	68	-	-	-	-	-	-	109
Other Orders	-	31	1	-	17	21	4	-	74
Post-Prison Order									
After-care Probation	85	1	79	-	-	18	7	1	191
Pre-release Order	2	9	-	-	-	-	-	-	11
Parole / Licence	116	62	60	55	42	2	8	2	347
Other Orders	-	4	2	2	1	-	9	-	18
Females Serving Orders Not Inc. Imp.	2,072	836	1,292	628	581	191	129	51	5,780
Females Serving Post-Prison Orders	203	75	140	57	43	20	24	3	565
Total Females	2,251	907	1,412	684	618	218	152	54	6,296
PERSONS									
Orders Not Including Imprisonment									
Pre-sentence Supervision	205	-	-	-	38	-	1	17	261
Fine Option Order	2,877	229	1,018	31	335	-	394	-	4,884
Probation / Supervised Recognisance	9,420	1,092	5,009	2,314	1,398	902	388	207	20,730
Community Service / Work Order	2,269	2,236	1,590	884	1,114	572	128	160	8,953
Attendance Centre Order	363	392	-	-	-	-	-	-	755
Other Orders	-	144	7	-	138	181	15	-	485
Post-Prison Order									
After-care Probation	866	7	708	-	-	191	184	12	1,968
Pre-release Order	2	113	-	-	-	-	-	-	115
Parole / Licence	1,920	1,037	888	779	727	77	149	53	5,630
Other Orders	-	23	41	26	24	-	128	-	242
Persons Serving Orders Not Inc. Imp.	13,496	3,994	6,774	2,662	2,832	1,371	917	334	32,380
Persons Serving Post-Prison Orders	2,786	1,177	1,632	805	751	262	460	65	7,938
Total Persons	16,047	5,181	8,282	3,447	3,525	1,667	1,375	397	39,921

Note: This Table should be read in conjunction with Explanatory Notes 3 and 12.

TABLE 1A - PERCENTAGES OF PERSONS SERVING ORDERS BY SEX AND TYPE OF ORDER

ORDER TYPE	NSW	VIC	QLD	WA	SA	TAS	NT	ACT	AUSTRALIA
MALES									
Orders Not Including Imprisonment									
Pre-sentence Supervision	1.2	-	-	-	1.1	-	0.1	5.0	0.6
Fine Option Order	18.0	4.3	11.9	0.8	8.5	-	27.4	-	12.2
Probation / Supervised Recognisance	56.7	18.0	58.6	64.1	35.9	51.7	26.7	51.3	49.6
Community Service / Work Order	15.0	43.3	20.2	25.7	33.3	36.2	10.0	39.7	23.1
Attendance Centre Order	2.3	7.6	-	-	-	-	-	-	1.9
Other Orders	-	2.6	0.1	-	4.2	11.0	0.9	-	1.2
Post-Prison Order									
After-care Probation	5.7	0.1	9.2	-	-	11.9	14.5	3.2	5.3
Pre-release Order	0.0	2.4	-	-	-	-	-	-	0.3
Parole / Licence	13.1	22.8	12.1	26.2	23.6	5.2	11.5	14.9	15.7
Other Orders	-	0.4	0.6	0.9	0.8	-	9.7	-	0.7
Males Serving Orders Not Inc. Imp.	82.8	73.9	79.8	73.6	77.4	81.4	64.4	82.5	79.1
Males Serving Post-Prison Orders	18.7	25.8	21.7	27.1	24.4	16.7	35.7	18.1	21.9
FEMALES									
Orders Not Including Imprisonment									
Pre-sentence Supervision	2.0	-	-	-	0.8	-	0.0	0.0	0.8
Fine Option Order	17.7	5.0	14.2	1.2	14.1	-	38.8	-	12.7
Probation / Supervised Recognisance	70.8	35.6	69.7	79.2	57.4	70.2	40.1	57.4	64.2
Community Service / Work Order	9.0	42.4	14.5	25.6	23.5	21.6	3.9	44.4	18.9
Attendance Centre Order	1.8	7.5	-	-	-	-	-	-	1.7
Other Orders	-	3.4	0.1	-	2.8	9.6	2.6	-	1.2
Post-Prison Order									
After-care Probation	3.8	0.1	5.6	-	-	8.3	4.6	1.9	3.0
Pre-release Order	0.1	1.0	-	-	-	-	-	-	0.2
Parole / Licence	5.2	6.8	4.2	8.0	6.8	0.9	5.3	3.7	5.5
Other Orders	-	0.4	0.1	0.3	0.2	-	5.9	-	0.3
Females Serving Orders Not Inc. Imp.	92.0	92.2	91.5	91.8	94.0	87.6	84.9	94.4	91.8
Females Serving Post-Prison Orders	9.0	8.3	9.9	8.3	7.0	9.2	15.8	5.6	8.9
PERSONS									
Orders Not Including Imprisonment									
Pre-sentence Supervision	1.3	-	-	-	1.1	-	0.1	4.3	0.7
Fine Option Order	17.9	4.4	12.3	0.9	9.5	-	28.7	-	12.2
Probation / Supervised Recognisance	58.7	21.1	60.5	67.1	39.7	54.1	28.2	52.1	51.9
Community Service / Work Order	14.1	43.2	19.2	25.6	31.6	34.3	9.3	40.3	22.4
Attendance Centre Order	2.3	7.6	-	-	-	-	-	-	1.9
Other Orders	-	2.8	0.1	-	3.9	10.9	1.1	-	1.2
Post-Prison Order									
After-care Probation	5.4	0.1	8.5	-	-	11.5	13.4	2.8	4.9
Pre-release Order	0.0	2.2	-	-	-	-	-	-	0.3
Parole / Licence	12.0	20.0	10.7	22.6	20.6	4.6	10.8	13.4	14.1
Other Orders	-	0.4	0.5	0.8	0.7	-	9.3	-	0.6
Persons Serving Orders Not Inc. Imp.	84.1	77.1	81.8	77.2	80.3	82.2	66.7	84.1	81.1
Persons Serving Post-Prison Orders	17.4	22.7	19.7	23.4	21.3	15.7	33.5	16.4	19.9

Note: This Table should be read in conjunction with Explanatory Notes 3 and 12.

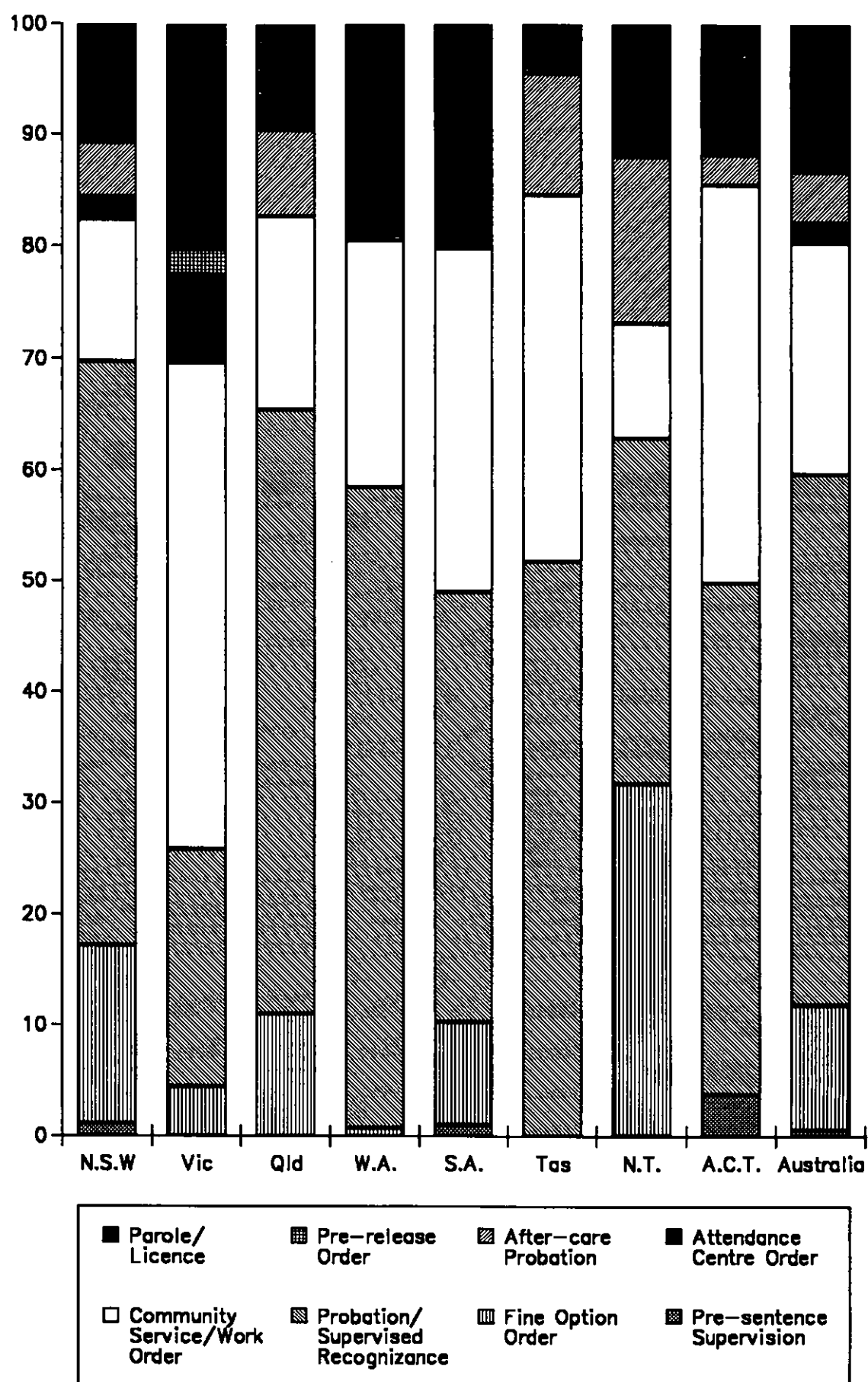
FIGURE 2 - THE USE OF COMMUNITY BASED CORRECTIONS, BY JURISDICTION

TABLE 1B - RATIOS OF PERSONS SERVING ORDERS, PER 100,000 POPULATION, BY SEX AND TYPE OF ORDER

ORDER TYPE	NSW	VIC	QLD	WA	SA	TAS	NT	ACT	AUSTRALIA
MALES									
Orders Not Including Imprisonment									
Pre-sentence Supervision	7.5	-	-	-	6.2	-	0.0	16.7	3.4
Fine Option Order	116.3	11.5	78.7	3.9	46.4	-	595.3	-	65.8
Probation / Supervised Recognisance	367.3	48.1	387.2	301.3	195.2	460.4	581.1	173.1	268.7
Community Service / Work Order	96.9	115.9	133.2	120.5	181.3	322.7	216.8	133.7	125.0
Attendance Centre Order	15.1	20.3	-	-	-	-	-	-	10.4
Other Orders	-	7.1	0.6	-	22.6	98.4	19.5	-	6.6
Post-Prison Order									
After-care Probation	36.6	0.4	60.5	-	-	106.4	314.5	10.8	28.6
Pre-release Order	0.0	6.5	-	-	-	-	-	-	1.7
Parole / Licence	84.7	61.0	79.6	123.1	128.2	46.1	250.6	50.2	85.1
Other Orders	-	1.2	3.8	4.1	4.3	-	211.5	-	3.6
Males Serving Orders Not Inc. Imp.	536.1	197.7	527.3	345.8	421.2	725.4	1,400.3	278.3	428.2
Males Serving Post-Prison Orders	121.2	69.0	143.5	127.2	132.5	148.8	774.8	61.0	118.7
Total Males	647.4	267.6	660.8	469.8	544.0	890.8	2,173.3	337.3	541.4
FEMALES									
Orders Not Including Imprisonment									
Pre-sentence Supervision	2.1	-	-	-	0.9	-	0.0	0.0	0.8
Fine Option Order	18.2	2.7	19.1	1.4	15.8	-	116.7	-	12.6
Probation / Supervised Recognisance	72.9	19.6	93.7	92.8	64.5	90.8	120.7	30.6	63.7
Community Service / Work Order	9.3	23.3	19.5	30.0	26.4	27.9	11.9	23.7	18.8
Attendance Centre Order	1.9	4.1	-	-	-	-	-	-	1.7
Other Orders	-	1.9	0.1	-	3.1	12.5	7.9	-	1.2
Post-Prison Order									
After-care Probation	3.9	0.1	7.5	-	-	10.7	13.8	1.0	3.0
Pre-release Order	0.1	0.5	-	-	-	-	-	-	0.2
Parole / Licence	5.3	3.8	5.7	9.4	7.6	1.2	15.8	2.0	5.5
Other Orders	-	0.2	0.2	0.3	0.2	-	17.8	-	0.3
Females Serving Orders Not Inc. Imp.	94.8	50.6	123.1	107.5	105.6	113.3	255.2	50.4	91.1
Females Serving Post-Prison Orders	9.3	4.5	13.3	9.8	7.8	11.9	47.5	3.0	8.9
Total Females	102.9	54.9	134.5	117.1	112.4	129.3	300.7	53.4	99.3
PERSONS									
Orders Not Including Imprisonment									
Pre-sentence Supervision	4.7	-	-	-	3.5	-	0.0	8.4	2.1
Fine Option Order	131.6	7.0	48.7	2.6	30.9	-	368.9	-	38.9
Probation / Supervised Recognisance	218.2	33.6	239.8	197.4	128.9	272.3	363.2	102.0	165.1
Community Service / Work Order	52.6	68.8	76.1	75.4	102.7	172.7	119.8	78.9	71.3
Attendance Centre Order	16.6	12.1	-	-	-	-	-	-	6.0
Other Orders	-	4.4	0.3	-	12.7	54.6	29.7	-	3.9
Post-Prison Order									
After-care Probation	20.1	0.2	33.9	-	-	57.7	172.3	5.9	15.7
Pre-release Order	0.1	3.5	-	-	-	-	-	-	0.9
Parole / Licence	44.5	31.9	42.5	66.4	67.0	23.2	139.5	26.1	44.8
Other Orders	-	0.7	2.0	2.2	2.2	-	253.2	-	1.9
Persons Serving Orders Not Inc. Imp.	312.6	122.9	324.2	227.1	261.1	413.9	858.5	164.6	257.9
Persons Serving Post-Prison Orders	64.5	36.2	78.1	68.7	69.3	79.1	430.6	32.0	63.2
Total Persons	371.7	159.4	396.4	294.0	325.1	503.2	1,287.2	195.7	318.0

Note: This Table should be read in conjunction with Explanatory Notes 3 and 12.

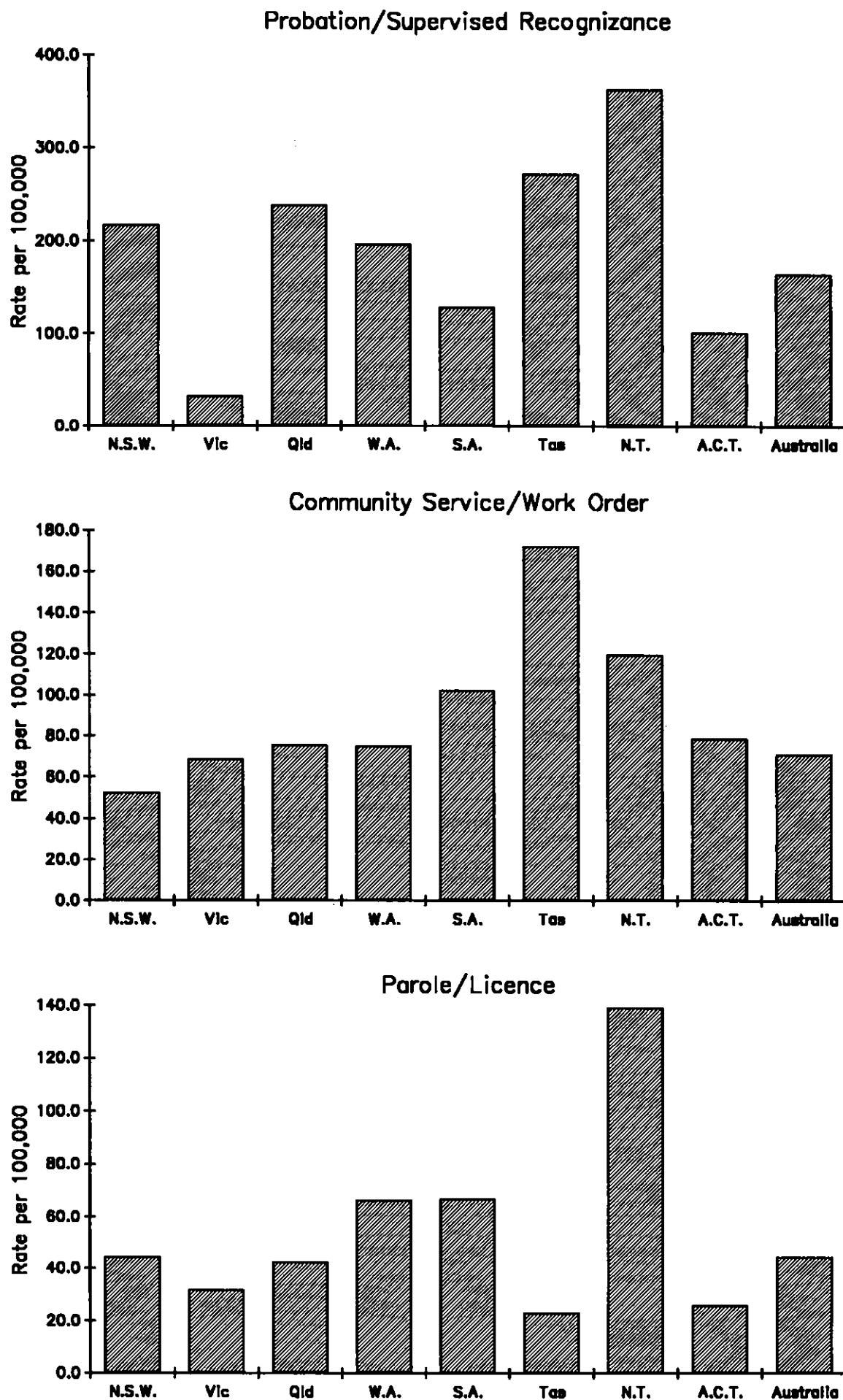
FIGURE 3 - RATES OF USAGE OF THE THREE COMMON FORMS OF COMMUNITY BASED CORRECTIONS: per 100,000 population, BY JURISDICTION

TABLE 2 - NUMBER OF PERSONS SERVING ORDERS BY JURISDICTION, SEX AND AGE

AGE OF PERSON SERVING ORDERS	NSW	VIC	QLD	WA	SA	TAS	NT	ACT	AUSTRALIA
MALES									
Under 15	0	0	0	0	0	0	0	0	0
15	0	0	0	0	0	1	0	0	1
16	0	0	1	1	0	21	1	0	24
17	44	91	415	77	1	89	43	0	760
18	443	316	806	175	64	137	87	9	2,037
19	819	326	685	226	171	156	82	19	2,484
20	933	320	610	242	215	133	77	23	2,553
21	873	270	503	194	208	106	68	26	2,248
22	826	234	378	182	194	91	70	24	1,999
23	825	190	332	159	187	72	77	17	1,859
24	722	222	274	149	148	66	63	20	1,664
25 - 29	3,211	819	1,056	521	652	201	269	61	6,790
30 - 34	2,153	537	641	344	412	186	154	57	4,484
35 - 39	1,261	383	415	195	245	71	101	35	2,706
40 - 49	1,182	388	452	205	277	89	110	44	2,747
50 - 59	368	134	137	66	78	22	13	6	824
60 - 69	115	39	53	23	31	7	2	2	272
70 & over	21	5	110	4	12	1	0	0	153
Unknown / Not stated	0	0	2	0	12	0	6	0	20
Total Males	13,796	4,274	6,870	2,763	2,907	1,449	1,223	343	33,625
FEMALES									
Under 15	0	0	0	0	0	0	0	0	0
15	0	0	0	0	0	1	0	0	1
16	0	0	0	0	0	5	0	0	5
17	4	17	65	12	0	13	4	0	115
18	40	52	118	35	5	24	6	1	281
19	90	49	121	53	19	16	12	0	360
20	123	68	107	62	34	18	11	3	426
21	118	55	100	35	26	16	11	3	364
22	102	35	82	33	28	7	7	3	297
23	135	42	68	31	25	10	8	1	320
24	137	59	53	32	31	9	8	5	334
25 - 29	613	225	288	143	154	40	40	16	1,519
30 - 34	403	131	192	103	111	23	22	8	993
35 - 39	215	76	83	68	68	17	13	8	548
40 - 49	182	66	85	60	78	14	9	6	500
50 - 59	69	17	21	14	17	5	1	0	144
60 - 69	18	13	4	2	14	0	0	0	51
70 & over	2	2	23	1	2	0	0	0	30
Unknown / Not stated	0	0	2	0	6	0	0	0	8
Total Females	2,251	907	1,412	684	618	218	152	54	6,296
PERSONS									
Under 15	0	0	0	0	0	0	0	0	0
15	0	0	0	0	0	2	0	0	2
16	0	0	1	1	0	26	1	0	29
17	48	108	480	89	1	102	47	0	875
18	483	368	924	210	69	161	93	10	2,318
19	909	375	806	279	190	172	94	19	2,844
20	1,056	388	717	304	249	151	88	26	2,979
21	991	325	603	229	234	122	79	29	2,612
22	928	269	460	215	222	98	77	27	2,296
23	960	232	400	190	212	82	85	18	2,179
24	859	281	327	181	179	75	71	25	1,998
25 - 29	3,824	1,044	1,344	664	806	241	309	77	8,309
30 - 34	2,556	668	833	447	523	209	176	65	5,477
35 - 39	1,476	459	498	263	313	88	114	43	3,254
40 - 49	1,364	454	537	265	355	103	119	50	3,247
50 - 59	437	151	158	80	95	27	14	6	968
60 - 69	133	52	57	25	45	7	2	2	323
70 & over	23	7	133	5	14	1	0	0	183
Unknown / Not stated	0	0	4	0	18	0	6	0	28
Total Persons	16,047	5,181	8,282	3,447	3,525	1,667	1,375	397	39,921

Note: This Table should be read in conjunction with Explanatory Notes 3 and 4.

TABLE 2A - PERCENTAGES OF PERSONS SERVING ORDERS BY JURISDICTION, SEX AND AGE

AGE OF PERSON SERVING ORDERS	NSW	VIC	QLD	WA	SA	TAS	NT	ACT	AUSTRALIA
MALES									
Under 15	0.0	0.0	0.0	0.0	0.0	0.0	0.0	0.0	0.0
15	0.0	0.0	0.0	0.0	0.0	0.1	0.0	0.0	0.0
16	0.0	0.0	0.0	0.0	0.0	1.4	0.1	0.0	0.1
17	0.3	2.1	6.0	2.8	0.0	6.1	3.5	0.0	2.3
18	3.2	7.4	11.7	6.3	2.2	9.5	7.1	2.6	6.1
19	5.9	7.6	10.0	8.2	5.9	10.8	6.7	5.5	7.4
20	6.8	7.5	8.9	8.8	7.4	9.2	6.3	6.7	7.6
21	6.3	6.3	7.3	7.0	7.2	7.3	5.6	7.6	6.7
22	6.0	5.5	5.5	6.6	6.7	6.3	5.7	7.0	5.9
23	6.0	4.4	4.8	5.8	6.4	5.0	6.3	5.0	5.5
24	5.2	5.2	4.0	5.4	5.1	4.6	5.2	5.8	4.9
25 - 29	23.3	19.2	15.4	18.9	22.4	13.9	22.0	17.8	20.2
30 - 34	15.6	12.6	9.3	12.5	14.2	12.8	12.6	16.6	13.3
35 - 39	9.1	9.0	6.0	7.1	8.4	4.9	8.3	10.2	8.0
40 - 49	8.6	9.1	6.6	7.4	9.5	6.1	9.0	12.8	8.2
50 - 59	2.7	3.1	2.0	2.4	2.7	1.5	1.1	1.7	2.5
60 - 69	0.8	0.9	0.8	0.8	1.1	0.5	0.2	0.6	0.8
70 & over	0.2	0.1	1.6	0.1	0.4	0.1	0.0	0.0	0.5
Unknown / Not stated	0.0	0.0	0.0	0.0	0.4	0.0	0.5	0.0	0.1
Total Males	100.0	100.0	100.0	100.0	100.0	100.0	100.0	100.0	100.0
FEMALES									
Under 15	0.0	0.0	0.0	0.0	0.0	0.0	0.0	0.0	0.0
15	0.0	0.0	0.0	0.0	0.0	0.5	0.0	0.0	0.0
16	0.0	0.0	0.0	0.0	0.0	2.3	0.0	0.0	0.1
17	0.2	1.9	4.6	1.8	0.0	6.0	2.6	0.0	1.8
18	1.8	5.7	8.4	5.1	0.8	11.0	3.9	1.9	4.5
19	4.0	5.4	8.6	7.7	3.1	7.3	7.9	0.0	5.7
20	5.5	7.5	7.6	9.1	5.5	8.3	7.2	5.6	6.8
21	5.2	6.1	7.1	5.1	4.2	7.3	7.2	5.6	5.8
22	4.5	3.9	5.8	4.8	4.5	3.2	4.6	5.6	4.7
23	6.0	4.6	4.8	4.5	4.0	4.6	5.3	1.9	5.1
24	6.1	6.5	3.8	4.7	5.0	4.1	5.3	9.3	5.3
25 - 29	27.2	24.8	20.4	20.9	24.9	18.3	26.3	29.6	24.1
30 - 34	17.9	14.4	13.6	15.1	18.0	10.6	14.5	14.8	15.8
35 - 39	9.6	8.4	5.9	9.9	11.0	7.8	8.6	14.8	8.7
40 - 49	8.1	7.3	6.0	8.8	12.6	6.4	5.9	11.1	7.9
50 - 59	3.1	1.9	1.5	2.0	2.8	2.3	0.7	0.0	2.3
60 - 69	0.8	1.4	0.3	0.3	2.3	0.0	0.0	0.0	0.8
70 & over	0.1	0.2	1.6	0.1	0.3	0.0	0.0	0.0	0.5
Unknown / Not stated	0.0	0.0	0.1	0.0	1.0	0.0	0.0	0.0	0.1
Total Females	100.0	100.0	100.0	100.0	100.0	100.0	100.0	100.0	100.0
PERSONS									
Under 15	0.0	0.0	0.0	0.0	0.0	0.0	0.0	0.0	0.0
15	0.0	0.0	0.0	0.0	0.0	0.1	0.0	0.0	0.0
16	0.0	0.0	0.0	0.0	0.0	1.6	0.1	0.0	0.1
17	0.3	2.1	5.8	2.6	0.0	6.1	3.4	0.0	2.2
18	3.0	7.1	11.2	6.1	2.0	9.7	6.8	2.5	5.8
19	5.7	7.2	9.7	8.1	5.4	10.3	6.8	4.8	7.1
20	6.6	7.5	8.7	8.8	7.1	9.1	6.4	6.5	7.5
21	6.2	6.3	7.3	6.6	6.6	7.3	5.7	7.3	6.5
22	5.8	5.2	5.6	6.2	6.3	5.9	5.6	6.8	5.8
23	6.0	4.5	4.8	5.5	6.0	4.9	6.2	4.5	5.5
24	5.4	5.4	3.9	5.3	5.1	4.5	5.2	6.3	5.0
25 - 29	23.8	20.2	16.2	19.3	22.9	14.5	22.5	19.4	20.8
30 - 34	15.9	12.9	10.1	13.0	14.8	12.5	12.8	16.4	13.7
35 - 39	9.2	8.9	6.0	7.6	8.9	5.3	8.3	10.8	8.2
40 - 49	8.5	8.8	6.5	7.7	10.1	6.2	8.7	12.6	8.1
50 - 59	2.7	2.9	1.9	2.3	2.7	1.6	1.0	1.5	2.4
60 - 69	0.8	1.0	0.7	0.7	1.3	0.4	0.1	0.5	0.8
70 & over	0.1	0.1	1.6	0.1	0.4	0.1	0.0	0.0	0.5
Unknown / Not stated	0.0	0.0	0.0	0.0	0.5	0.0	0.4	0.0	0.1
Total Persons	100.0	100.0	100.0	100.0	100.0	100.0	100.0	100.0	100.0

Note: This Table should be read in conjunction with Explanatory Notes 3 and 4.

TABLE 2B - RATIOS OF PERSONS SERVING ORDERS, PER 100,000 POPULATION, BY JURISDICTION, SEX AND AGE

AGE OF PERSON SERVING ORDERS	NSW	VIC	QLD	WA	SA	TAS	NT	ACT	AUSTRALIA
MALES									
Under 15	0.0	0.0	0.0	0.0	0.0	0.0	0.0	0.0	0.0
15	0.0	0.0	0.0	0.0	0.0	26	0.0	0.0	0.7
16	0.0	0.0	3.9	7.4	0.0	547.4	73.4	0.0	16.8
17	86.8	237.1	1,570.1	548.9	8.4	2,237.3	2,998.6	0.0	508.2
18	883.7	795.6	3,031.2	1,201.6	513.1	3,392.8	6,101.0	314.6	1,341.9
19	1,770.2	851.6	2,734.4	1,697.3	1,418.6	4,080.6	5,848.8	664.6	1,736.4
20	2,063.5	833.6	2,502.8	1,797.5	1,806.9	3,539.1	5,531.6	789.6	1,805.5
21	2,005.2	740.0	2,117.6	1,469.7	1,777.9	3,148.2	4,588.4	867.0	1,646.6
22	1,912.7	665.7	1,620.9	1,393.6	1,702.4	2,927.0	4,294.5	836.5	1,494.9
23	1,887.6	553.9	1,466.6	1,187.1	1,585.4	2,409.6	4,153.2	613.3	1,393.0
24	1,633.2	631.2	1,194.0	1,097.9	1,257.9	2,014.7	3,561.3	716.6	1,228.0
25 - 29	1,335.7	449.7	884.8	721.9	1,054.2	1,118.6	3,259.4	452.2	948.9
30 - 34	923.1	305.4	571.1	499.7	712.9	1,028.8	2,055.0	476.3	654.1
35 - 39	567.8	232.8	385.7	299.6	451.0	419.3	1,405.5	288.6	416.4
40 - 49	308.6	138.5	242.6	191.1	305.4	312.4	954.5	220.5	248.1
50 - 59	134.3	66.1	108.7	93.6	118.1	106.8	234.9	54.8	106.1
60 - 69	47.8	22.6	47.9	41.1	49.6	38.3	73.2	28.7	40.6
70 & over	12.3	4.0	133.7	10.1	26.0	7.2	0.0	0.0	31.8
Total Males	480.7	199.4	483.7	343.8	410.4	647.5	1,494.6	245.3	400.7
FEMALES									
Under 15	0.0	0.0	0.0	0.0	0.0	0.0	0.0	0.0	0.0
15	0.0	0.0	0.0	0.0	0.0	28.0	0.0	0.0	0.8
16	0.0	0.0	0.0	0.0	0.0	129.5	0.0	0.0	3.7
17	8.3	46.2	258.3	88.8	0.0	327.3	297.6	0.0	80.4
18	83.7	133.7	464.1	254.8	42.2	598.4	419.0	35.3	192.5
19	204.6	134.2	501.4	407.9	164.3	450.8	876.6	0.0	262.8
20	282.3	184.1	457.9	474.7	300.5	491.3	858.7	108.2	313.3
21	281.7	157.1	444.8	276.9	232.2	487.2	793.1	106.5	278.5
22	244.3	101.8	376.3	264.8	261.1	222.3	485.1	111.4	231.3
23	321.5	124.1	311.1	242.7	223.7	315.1	484.6	36.3	247.6
24	317.8	170.1	238.1	247.8	276.8	284.8	535.1	197.7	254.3
25 - 29	258.8	124.5	247.0	208.1	261.6	221.8	489.7	128.8	216.9
30 - 34	174.9	75.0	173.5	154.1	196.3	128.9	288.3	66.9	146.8
35 - 39	97.9	45.8	77.4	106.3	124.3	101.4	200.5	64.4	84.7
40 - 49	50.2	24.4	47.8	60.8	88.5	50.7	97.5	31.0	47.5
50 - 59	26.0	8.7	17.4	21.0	26.2	24.7	24.2	0.0	19.3
60 - 69	7.0	7.0	3.5	3.5	20.9	0.0	0.0	0.0	7.2
70 & over	0.8	1.0	19.9	1.7	2.9	0.0	0.0	0.0	4.1
Total Females	77.8	41.8	100.1	86.9	86.4	96.0	204.5	39.1	74.8
PERSONS									
Under 15	0.0	0.0	0.0	0.0	0.0	0.0	0.0	0.0	0.0
15	0.0	0.0	0.0	0.0	0.0	26.9	0.0	0.0	0.8
16	0.0	0.0	2.0	3.8	0.0	337.8	38.2	0.0	10.4
17	48.5	143.7	930.4	323.2	4.3	1,283.0	1,691.9	0.0	299.0
18	493.2	468.2	1,776.4	742.1	283.7	2,000.2	3,254.0	175.6	778.5
19	1,007.1	501.3	1,638.7	1,060.5	804.6	2,333.2	3,392.3	332.5	1,015.6
20	1,189.3	515.1	1,501.8	1,146.2	1,072.6	2,034.5	3,292.2	457.3	1,074.0
21	1,160.0	454.6	1,304.2	886.2	1,022.0	1,834.3	2,753.6	498.6	977.4
22	1,092.6	386.9	1,019.7	842.4	1,003.7	1,566.0	2,505.7	485.5	876.0
23	1,120.1	340.4	899.0	726.2	922.9	1,330.7	2,425.1	325.8	829.5
24	983.8	402.3	723.3	683.4	779.4	1,165.3	2,175.2	469.9	748.7
25 - 29	801.3	287.7	569.6	471.3	667.7	669.3	1,881.6	297.1	586.8
30 - 34	551.2	190.6	373.8	329.4	457.4	581.7	1,163.6	271.8	402.1
35 - 39	334.2	139.0	231.9	203.8	287.1	261.1	833.9	175.2	250.9
40 - 49	182.9	82.5	147.5	128.6	198.5	183.5	573.3	127.2	150.3
50 - 59	81.1	37.9	64.0	58.3	72.5	66.1	144.9	28.5	63.5
60 - 69	26.6	14.5	25.3	22.1	34.8	18.5	40.1	13.9	23.4
70 & over	5.3	2.2	67.1	5.1	12.1	2.9	0.0	0.0	15.2
Total Persons	278.5	120.1	292.6	216.6	247.7	369.7	880.6	142.8	237.5

Note: This Table should be read in conjunction with Explanatory Notes 3 and 4.

TABLE 3 - NUMBER OF PERSONS SERVING ORDERS BY MOST SERIOUS OFFENCE AND SEX

MOST SERIOUS OFFENCE	NSW	VIC	QLD	WA	SA	TAS	NT	ACT	AUSTRALIA
MALES									
Offences against the Person									
Homicide	191	100	128	49	53	17	28	4	570
Assault	2,348	408	640	314	393	138	151	40	4,432
Sexual Offences	516	246	478	248	176	37	64	21	1,786
Other Offences against the person	45	54	43	19	36	1	4	2	204
Robbery & Extortion									
Robbery	597	155	222	139	101	26	9	14	1,263
Extortion	23	6	4	5	3	1	1	4	47
Offences against Property									
Break & Enter	1,694	717	1,416	937	436	339	166	54	5,759
Fraud & Misappropriation	916	275	360	299	210	46	17	20	2,143
Receiving	504	195	232	130	132	34	12	9	1,248
Other Theft	1,844	703	1,566	357	391	315	126	40	5,342
Property Damage	536	108	364	80	96	74	42	10	1,310
Environmental Offences	11	0	3	2	4	0	0	0	20
Offences against Good Order									
Against Government Security	14	1	4	2	12	1	1	0	35
Against Justice Procedure	586	80	108	103	171	67	31	19	1,165
Prostitution	0	1	0	0	6	0	1	0	8
Offensive Behaviour	440	28	0	0	0	35	22	0	525
Unlawful Possession of Weapon	162	27	121	22	8	6	10	1	357
Other Offences against Good Order	164	45	117	50	19	21	41	3	460
Drugs Offences									
Possession, Use of Drugs	726	147	567	83	52	36	20	8	1,639
Trafficking Drugs	635	94	167	113	43	10	13	17	1,092
Manufacturing Drugs	396	10	106	40	31	13	4	2	602
Traffic Offences									
Driving Offences	1,974	246	793	181	128	330	352	86	4,090
Administrative Offences	935	89	263	20	258	111	60	29	1,765
Other Traffic Offences	57	14	7	13	78	2	40	1	212
Other Offences	125	188	16	38	61	22	18	7	475
Unknown	0	408	5	8	224	0	0	0	645
Total Males	13,796	4,274	6,870	2,763	2,907	1,449	1,223	343	33,625
FEMALES									
Offences against the Person									
Homicide	23	7	13	2	7	2	3	0	57
Assault	227	50	112	58	33	12	14	3	509
Sexual Offences	4	4	3	2	5	2	2	0	22
Other Offences against the person	5	5	8	5	3	0	1	0	27
Robbery & Extortion									
Robbery	55	16	24	15	13	3	2	1	129
Extortion	3	0	6	1	1	0	0	0	11
Offences against Property									
Break & Enter	151	111	126	83	43	18	14	0	546
Fraud & Misappropriation	456	213	185	186	137	38	8	11	1,234
Receiving	147	58	79	24	27	5	1	1	342
Other Theft	561	236	413	169	178	82	21	15	1,675
Property Damage	52	6	46	13	10	3	2	1	133
Environmental Offences	2	1	0	0	0	0	0	0	3
Offences against Good Order									
Against Government Security	0	0	3	0	9	0	0	0	12
Against Justice Procedure	104	13	15	40	26	8	6	2	214
Prostitution	11	1	0	0	2	0	0	0	14
Offensive Behaviour	47	6	0	0	0	10	2	0	65
Unlawful Possession of Weapon	10	1	7	0	0	0	0	0	18
Other Offences against Good Order	16	2	40	19	1	4	3	2	87
Drugs Offences									
Possession, Use of Drugs	171	50	189	38	15	10	6	3	482
Trafficking Drugs	127	12	54	24	16	4	4	3	244
Manufacturing Drugs	85	7	23	7	3	1	0	0	126
Traffic Offences									
Driving Offences	122	25	149	50	30	27	43	1	447
Administrative Offences	56	8	30	6	13	7	8	1	129
Other Traffic Offences	17	3	0	1	26	1	10	0	58
Other Offences	31	53	6	34	26	4	4	14	172
Unknown	0	40	0	5	28	0	0	0	73
Total Females	2,251	907	1,412	684	618	218	152	54	6,296

Note: This Table should be read in conjunction with Explanatory Notes 3 and 13.

TABLE 3 - NUMBER OF PERSONS SERVING ORDERS BY MOST SERIOUS OFFENCE AND SEX (continued)

MOST SERIOUS OFFENCE	NSW	VIC	QLD	WA	SA	TAS	NT	ACT	AUSTRALIA
PERSONS									
Offences against the Person									
Homicide	214	107	141	51	60	19	31	4	627
Assault	2,575	458	752	372	426	150	165	43	4,941
Sexual Offences	520	250	481	250	181	39	66	21	1,808
Other Offences against the person	50	59	51	24	39	1	5	2	231
Robbery & Extortion									
Robbery	652	171	246	154	114	29	11	15	1,392
Extortion	26	6	10	6	4	1	1	4	58
Offences against Property									
Break & Enter	1,845	828	1,542	1,020	479	357	180	54	6,305
Fraud & Misappropriation	1,372	488	545	485	347	84	25	31	3,377
Receiving	651	253	311	154	159	39	13	10	1,590
Other Theft	2,405	939	1,979	526	569	397	147	55	7,017
Property Damage	588	114	410	93	106	77	44	11	1,443
Environmental Offences	13	1	3	2	4	0	0	0	23
Offences against Good Order									
Against Government Security	14	1	7	2	21	1	1	0	47
Against Justice Procedure	690	93	123	143	197	75	37	21	1,379
Prostitution	11	2	0	0	8	0	1	0	22
Offensive Behaviour	487	34	0	0	0	45	24	0	590
Unlawful Possession of Weapon	172	28	128	22	8	6	10	1	375
Other Offences against Good Order	180	47	157	69	20	25	44	5	547
Drugs Offences									
Possession, Use of Drugs	897	197	756	121	67	46	26	11	2,121
Trafficking Drugs	762	106	221	137	59	14	17	20	1,336
Manufacturing Drugs	481	17	129	47	34	14	4	2	728
Traffic Offences									
Driving Offences	2,096	271	942	231	158	357	395	87	4,537
Administrative Offences	991	97	293	26	271	118	68	30	1,894
Other Traffic Offences	74	17	7	14	104	3	50	1	270
Other Offences	156	241	22	72	87	26	22	21	647
Unknown	0	448	5	13	252	0	0	0	718
Total Persons	16,047	5,181	8,282	3,447	3,525	1,667	1,375	397	39,921

Note: This Table should be read in conjunction with Explanatory Notes 3 and 13.

TABLE 3A - PERCENTAGES OF PERSONS SERVING ORDERS BY MOST SERIOUS OFFENCE AND SEX

MOST SERIOUS OFFENCE	NSW	VIC	QLD	WA	SA	TAS	NT	ACT	AUSTRALIA
MALES									
Offences against the Person									
Homicide	1.4	2.3	1.9	1.8	1.8	1.2	2.3	1.2	1.7
Assault	17.0	9.5	9.3	11.4	13.5	9.5	12.3	11.7	13.2
Sexual Offences	3.7	5.8	7.0	9.0	6.1	2.6	5.2	6.1	5.3
Other Offences against the person	0.3	1.3	0.6	0.7	1.2	0.1	0.3	0.6	0.6
Robbery & Extortion									
Robbery	4.3	3.6	3.2	5.0	3.5	1.8	0.7	4.1	3.8
Extortion	0.2	0.1	0.1	0.2	0.1	0.1	0.1	1.2	0.1
Offences against Property									
Break & Enter	12.3	16.8	20.6	33.9	15.0	23.4	13.6	15.7	17.1
Fraud & Misappropriation	6.6	6.4	5.2	10.8	7.2	3.2	1.4	5.8	6.4
Receiving	3.7	4.6	3.4	4.7	4.5	2.3	1.0	2.6	3.7
Other Theft	13.4	16.4	22.8	12.9	13.5	21.7	10.3	11.7	15.9
Property Damage	3.9	2.5	5.3	2.9	3.3	5.1	3.4	2.9	3.9
Environmental Offences	0.1	0.0	0.0	0.1	0.1	0.0	0.0	0.0	0.1
Offences against Good Order									
Against Government Security	0.1	0.0	0.1	0.1	0.4	0.1	0.1	0.0	0.1
Against Justice Procedure	4.2	1.9	1.6	3.7	5.9	4.6	2.5	5.5	3.5
Prostitution	0.0	0.0	0.0	0.0	0.2	0.0	0.1	0.0	0.0
Offensive Behaviour	3.2	0.7	0.0	0.0	0.0	2.4	1.8	0.0	1.6
Unlawful Possession of Weapon	1.2	0.6	1.8	0.8	0.3	0.4	0.8	0.3	1.1
Other Offences against Good Order	1.2	1.1	1.7	1.8	0.7	1.4	3.4	0.9	1.4
Drugs Offences									
Possession, Use of Drugs	5.3	3.4	8.3	3.0	1.8	2.5	1.6	2.3	4.9
Trafficking Drugs	4.6	2.2	2.4	4.1	1.5	0.7	1.1	5.0	3.2
Manufacturing Drugs	2.9	0.2	1.5	1.4	1.1	0.9	0.3	0.6	1.8
Traffic Offences									
Driving Offences	14.3	5.8	11.5	6.6	4.4	22.8	28.8	25.1	12.2
Administrative Offences	6.8	2.1	3.8	0.7	8.9	7.7	4.9	8.5	5.2
Other Traffic Offences	0.4	0.3	0.1	0.5	2.7	0.1	3.3	0.3	0.6
Other Offences	0.9	4.4	0.2	1.4	2.1	1.5	1.5	2.0	1.4
Unknown	0.0	9.5	0.1	0.3	7.7	0.0	0.0	0.0	1.9
Total Males	100.0	100.0	100.0	100.0	100.0	100.0	100.0	100.0	100.0
FEMALES									
Offences against the Person									
Homicide	1.0	0.8	0.9	0.3	1.1	0.9	2.0	0.0	0.9
Assault	10.1	5.5	7.9	8.5	5.3	5.5	9.2	5.6	8.1
Sexual Offences	0.2	0.4	0.2	0.3	0.8	0.9	1.3	0.0	0.3
Other Offences against the person	0.2	0.6	0.6	0.7	0.5	0.0	0.7	0.0	0.4
Robbery & Extortion									
Robbery	2.4	1.8	1.7	2.2	2.1	1.4	1.3	1.9	2.0
Extortion	0.1	0.0	0.4	0.1	0.2	0.0	0.0	0.0	0.2
Offences against Property									
Break & Enter	6.7	12.2	8.9	12.1	7.0	8.3	9.2	0.0	8.7
Fraud & Misappropriation	20.3	23.5	13.1	27.2	22.2	17.4	5.3	20.4	19.6
Receiving	6.5	6.4	5.6	3.5	4.4	2.3	0.7	1.9	5.4
Other Theft	24.9	26.0	29.2	24.7	28.8	37.6	13.8	27.8	26.6
Property Damage	2.3	0.7	3.3	1.9	1.6	1.4	1.3	1.9	2.1
Environmental Offences	0.1	0.1	0.0	0.0	0.0	0.0	0.0	0.0	0.0
Offences against Good Order									
Against Government Security	0.0	0.0	0.2	0.0	1.5	0.0	0.0	0.0	0.2
Against Justice Procedure	4.6	1.4	1.1	5.8	4.2	3.7	3.9	3.7	3.4
Prostitution	0.5	0.1	0.0	0.0	0.3	0.0	0.0	0.0	0.2
Offensive Behaviour	2.1	0.7	0.0	0.0	0.0	4.6	1.3	0.0	1.0
Unlawful Possession of Weapon	0.4	0.1	0.5	0.0	0.0	0.0	0.0	0.0	0.3
Other Offences against Good Order	0.7	0.2	2.8	2.8	0.2	1.8	2.0	3.7	1.4
Drugs Offences									
Possession, Use of Drugs	7.6	5.5	13.4	5.6	2.4	4.6	3.9	5.6	7.7
Trafficking Drugs	5.6	1.3	3.8	3.5	2.6	1.8	2.6	5.6	3.9
Manufacturing Drugs	3.8	0.8	1.6	1.0	0.5	0.5	0.0	0.0	2.0
Traffic Offences									
Driving Offences	5.4	2.8	10.6	7.3	4.9	12.4	28.3	1.9	7.1
Administrative Offences	2.5	0.9	2.1	0.9	2.1	3.2	5.3	1.9	2.0
Other Traffic Offences	0.8	0.3	0.0	0.1	4.2	0.5	6.6	0.0	0.9
Other Offences	1.4	5.8	0.4	5.0	4.2	1.8	2.6	25.9	2.7
Unknown	0.0	4.4	0.0	0.7	4.5	0.0	0.0	0.0	1.2
Total Females	100.0	100.0	100.0	100.0	100.0	100.0	100.0	100.0	100.0

Note: This Table should be read in conjunction with Explanatory Notes 3 and 13.

TABLE 3A - PERCENTAGES OF PERSONS SERVING ORDERS BY MOST SERIOUS OFFENCE AND SEX (continued)

MOST SERIOUS OFFENCE	NSW	VIC	QLD	WA	SA	TAS	NT	ACT	AUSTRALIA
PERSONS									
Offences against the Person									
Homicide	1.3	2.1	1.7	1.5	1.7	1.1	2.3	1.0	1.6
Assault	16.0	8.8	9.1	10.8	12.1	9.0	12.0	10.8	12.4
Sexual Offences	3.2	4.8	5.8	7.3	5.1	2.3	4.8	5.3	4.5
Other Offences against the person	0.3	1.1	0.6	0.7	1.1	0.1	0.4	0.5	0.6
Robbery & Extortion									
Robbery	4.1	3.3	3.0	4.5	3.2	1.7	0.8	3.8	3.5
Extortion	0.2	0.1	0.1	0.2	0.1	0.1	0.1	1.0	0.1
Offences against Property									
Break & Enter	11.5	16.0	18.6	29.6	13.6	21.4	13.1	13.6	15.8
Fraud & Misappropriation	8.5	9.4	6.6	14.1	9.8	5.0	1.8	7.8	8.5
Receiving	4.1	4.9	3.8	4.5	4.5	2.3	0.9	2.5	4.0
Other Theft	15.0	18.1	23.9	15.3	16.1	23.8	10.7	13.9	17.6
Property Damage	3.7	2.2	5.0	2.7	3.0	4.6	3.2	2.8	3.6
Environmental Offences	0.1	0.0	0.0	0.1	0.1	0.0	0.0	0.0	0.1
Offences against Good Order									
Against Government Security	0.1	0.0	0.1	0.1	0.6	0.1	0.1	0.0	0.1
Against Justice Procedure	4.3	1.8	1.5	4.1	5.6	4.5	2.7	5.3	3.5
Prostitution	0.1	0.0	0.0	0.0	0.2	0.0	0.1	0.0	0.1
Offensive Behaviour	3.0	0.7	0.0	0.0	0.0	2.7	1.7	0.0	1.5
Unlawful Possession of Weapon	1.1	0.5	1.5	0.6	0.2	0.4	0.7	0.3	0.9
Other Offences against Good Order	1.1	0.9	1.9	2.0	0.6	1.5	3.2	1.3	1.4
Drugs Offences									
Possession, Use of Drugs	5.6	3.8	9.1	3.5	1.9	2.8	1.9	2.8	5.3
Trafficking Drugs	4.7	2.0	2.7	4.0	1.7	0.8	1.2	5.0	3.3
Manufacturing Drugs	3.0	0.3	1.6	1.4	1.0	0.8	0.3	0.5	1.8
Traffic Offences									
Driving Offences	13.1	5.2	11.4	6.7	4.5	21.4	28.7	21.9	11.4
Administrative Offences	6.2	1.9	3.5	0.8	7.7	7.1	4.9	7.6	4.7
Other Traffic Offences	0.5	0.3	0.1	0.4	3.0	0.2	3.6	0.3	0.7
Other Offences	1.0	4.7	0.3	2.1	2.5	1.6	1.6	5.3	1.6
Unknown	0.0	8.6	0.1	0.4	7.1	0.0	0.0	0.0	1.8
Total Persons	100.0	100.0	100.0	100.0	100.0	100.0	100.0	100.0	100.0

Note: This Table should be read in conjunction with Explanatory Notes 3 and 13.

TABLE 3B - RATIOS OF PERSONS SERVING ORDERS, PER 100,000 POPULATION, BY MOST SERIOUS OFFENCE AND SEX

MOST SERIOUS OFFENCE	NSW	VIC	QLD	WA	SA	TAS	NT	ACT	AUSTRALIA
MALES									
Offences against the Person									
Homicide	9.0	6.3	12.3	8.3	9.9	10.5	49.8	3.9	9.2
Assault	110.2	25.5	61.6	53.4	73.5	84.8	268.3	39.3	71.4
Sexual Offences	24.2	15.4	46.0	42.2	32.9	22.7	113.7	20.7	28.8
Other Offences against the person	2.1	3.4	4.1	3.2	6.7	0.6	7.1	2.0	3.3
Robbery & Extortion									
Robbery	28.0	9.7	21.4	23.6	18.9	16.0	16.0	13.8	20.3
Extortion	1.1	0.4	0.4	0.9	0.6	0.6	1.8	3.9	0.8
Offences against Property									
Break & Enter	79.5	44.9	136.2	159.3	81.6	208.4	295.0	53.1	92.7
Fraud & Misappropriation	43.0	17.2	34.6	50.8	39.3	28.3	30.2	19.7	34.5
Receiving	23.7	12.2	22.3	22.1	24.7	20.9	21.3	8.9	20.1
Other Theft	86.5	44.0	150.6	60.7	73.2	193.6	223.9	39.3	86.0
Property Damage	25.2	6.8	35.0	13.6	18.0	45.5	74.6	9.8	21.1
Environmental Offences	0.5	0.0	0.3	0.3	0.7	0.0	0.0	0.0	0.3
Offences against Good Order									
Against Government Security	0.7	0.1	0.4	0.3	2.2	0.6	1.8	0.0	0.6
Against Justice Procedure	27.5	5.0	10.4	17.5	32.0	41.2	55.1	18.7	18.8
Prostitution	0.0	0.1	0.0	0.0	1.1	0.0	1.8	0.0	0.1
Offensive Behaviour	20.6	1.8	0.0	0.0	0.0	21.5	39.1	0.0	8.5
Unlawful Possession of Weapon	7.6	1.7	11.6	3.7	1.5	3.7	17.8	1.0	5.7
Other Offences against Good Order	7.7	2.8	11.3	8.5	3.6	12.9	72.9	3.0	7.4
Drugs Offences									
Possession, Use of Drugs	34.1	9.2	54.5	14.1	9.7	22.1	35.5	7.9	26.4
Trafficking Drugs	29.8	5.9	16.1	19.2	8.0	6.1	23.1	16.7	17.6
Manufacturing Drugs	18.6	0.6	10.2	6.8	5.8	8.0	7.1	2.0	9.7
Traffic Offences									
Driving Offences	92.6	15.4	76.3	30.8	24.0	202.9	625.5	84.6	65.8
Administrative Offences	43.9	5.6	25.3	3.4	48.3	68.2	106.6	28.5	28.4
Other Traffic Offences	2.7	0.9	0.7	2.2	14.6	1.2	71.1	1.0	3.4
Other Offences	5.9	11.8	1.5	6.5	11.4	13.5	32.0	6.9	7.6
Unknown	0.0	25.5	0.5	1.4	41.9	0.0	0.0	0.0	10.4
Total Males	647.4	267.6	660.8	469.8	544.0	890.8	2,173.3	337.3	541.4
FEMALES									
Offences against the Person									
Homicide	1.1	0.4	1.2	0.3	1.3	1.2	5.9	0.0	0.9
Assault	10.4	3.0	10.7	9.9	6.0	7.1	27.7	3.0	8.0
Sexual Offences	0.2	0.2	0.3	0.3	0.9	1.2	4.0	0.0	0.3
Other Offences against the person	0.2	0.3	0.8	0.9	0.5	0.0	2.0	0.0	0.4
Robbery & Extortion									
Robbery	2.5	1.0	2.3	2.6	2.4	1.8	4.0	1.0	2.0
Extortion	0.1	0.0	0.6	0.2	0.2	0.0	0.0	0.0	0.2
Offences against Property									
Break & Enter	6.9	6.7	12.0	14.2	7.8	10.7	27.7	0.0	8.6
Fraud & Misappropriation	20.9	12.9	17.6	31.8	24.9	22.5	15.8	10.9	19.5
Receiving	6.7	3.5	7.5	4.1	4.9	3.0	2.0	1.0	5.4
Other Theft	25.7	14.3	39.3	28.9	32.4	48.6	41.5	14.8	26.4
Property Damage	2.4	0.4	4.4	2.2	1.8	1.8	4.0	1.0	2.1
Environmental Offences	0.1	0.1	0.0	0.0	0.0	0.0	0.0	0.0	0.0
Offences against Good Order									
Against Government Security	0.0	0.0	0.3	0.0	1.6	0.0	0.0	0.0	0.2
Against Justice Procedure	4.8	0.8	1.4	6.8	4.7	4.7	11.9	2.0	3.4
Prostitution	0.5	0.1	0.0	0.0	0.4	0.0	0.0	0.0	0.2
Offensive Behaviour	2.1	0.4	0.0	0.0	0.0	5.9	4.0	0.0	1.0
Unlawful Possession of Weapon	0.5	0.1	0.7	0.0	0.0	0.0	0.0	0.0	0.3
Other Offences against Good Order	0.7	0.1	3.8	3.3	0.2	2.4	5.9	2.0	1.4
Drugs Offences									
Possession, Use of Drugs	7.8	3.0	18.0	6.5	2.7	5.9	11.9	3.0	7.6
Trafficking Drugs	5.8	0.7	5.1	4.1	2.9	2.4	7.9	3.0	3.8
Manufacturing Drugs	3.9	0.4	2.2	1.2	0.5	0.6	0.0	0.0	2.0
Traffic Offences									
Driving Offences	5.6	1.5	14.2	8.6	5.5	16.0	85.1	1.0	7.0
Administrative Offences	2.6	0.5	2.9	1.0	2.4	4.2	15.8	1.0	2.0
Other Traffic Offences	0.8	0.2	0.0	0.2	4.7	0.6	19.8	0.0	0.9
Other Offences	1.4	3.2	0.6	5.8	4.7	2.4	7.9	13.8	2.7
Unknown	0.0	2.4	0.0	0.9	5.1	0.0	0.0	0.0	1.1
Total Females	102.9	54.9	134.5	117.1	112.4	129.3	300.7	53.4	99.3

Note: This Table should be read in conjunction with Explanatory Notes 3 and 13.

TABLE 3B - RATIOS OF PERSONS SERVING ORDERS, PER 100,000 POPULATION, BY MOST SERIOUS OFFENCE AND SEX (continued)

MOST SERIOUS OFFENCE	NSW	VIC	QLD	WA	SA	TAS	NT	ACT	AUSTRALIA
PERSONS									
Offences against the Person									
Homicide	5.0	3.3	6.7	4.3	5.5	5.7	29.0	2.0	5.0
Assault	59.6	14.1	36.0	31.7	39.3	45.3	154.5	21.2	39.4
Sexual Offences	12.0	7.7	23.0	21.3	16.7	11.8	61.8	10.4	14.4
Other Offences against the person	1.2	1.8	2.4	2.0	3.6	0.3	4.7	1.0	1.8
Robbery & Extortion									
Robbery	15.1	5.3	11.8	13.1	10.5	8.8	10.3	7.4	11.1
Extortion	0.6	0.2	0.5	0.5	0.4	0.3	0.9	2.0	0.5
Offences against Property									
Break & Enter	42.7	25.5	73.8	87.0	44.2	107.8	168.5	26.6	50.2
Fraud & Misappropriation	31.8	15.0	26.1	41.4	32.0	25.4	23.4	15.3	26.9
Receiving	15.1	7.8	14.9	13.1	14.7	11.8	12.2	4.9	12.7
Other Theft	55.7	28.9	94.7	44.9	52.5	119.8	137.6	27.1	55.9
Property Damage	13.6	3.5	19.6	7.9	9.8	23.2	41.2	5.4	11.5
Environmental Offences	0.3	0.0	0.1	0.2	0.4	0.0	0.0	0.0	0.2
Offences against Good Order									
Against Government Security	0.3	0.0	0.3	0.2	1.9	0.3	0.9	0.0	0.4
Against Justice Procedure	16.0	2.9	5.9	12.2	18.2	22.6	34.6	10.4	11.0
Prostitution	0.3	0.1	0.0	0.0	0.7	0.0	0.9	0.0	0.2
Offensive Behaviour	11.3	1.0	0.0	0.0	0.0	13.6	22.5	0.0	4.7
Unlawful Possession of Weapon	4.0	0.9	6.1	1.9	0.7	1.8	9.4	0.5	3.0
Other Offences against Good Order	4.2	1.4	7.5	5.9	1.8	7.5	41.2	2.5	4.4
Drugs Offences									
Possession, Use of Drugs	20.8	6.1	36.2	10.3	6.2	13.9	24.3	5.4	16.9
Trafficking Drugs	17.6	3.3	10.6	11.7	5.4	4.2	15.9	9.9	10.6
Manufacturing Drugs	11.1	0.5	6.2	4.0	3.1	4.2	3.7	1.0	5.8
Traffic Offences									
Driving Offences	48.5	8.3	45.1	19.7	14.6	107.8	369.8	42.9	36.1
Administrative Offences	23.0	3.0	14.0	2.2	25.0	35.6	63.7	14.8	15.1
Other Traffic Offences	1.7	0.5	0.3	1.2	9.6	0.9	46.8	0.5	2.2
Other Offences	3.6	7.4	1.1	6.1	8.0	7.8	20.6	10.4	5.2
Unknown	0.0	13.8	0.2	1.1	23.2	0.0	0.0	0.0	5.7
Total Persons	371.7	159.4	396.4	294.0	325.1	503.2	1,287.2	195.7	318.0

Note: This Table should be read in conjunction with Explanatory Notes 3 and 13.

TABLE 4 - NUMBER OF PERSONS SERVING ORDERS BY JURISDICTION AND STATE OR TERRITORY OF ORIGINAL ORDER

STATE/TERRITORY OF ORDER	JURISDICTION OF SUPERVISION								
	NSW	VIC	QLD	WA	SA	TAS	NT	ACT	AUSTRALIA
New South Wales	15,721	146	257	40	40	15	13	53	16,285
Victoria	36	4,868	45	10	18	10	4	5	4,996
Queensland	203	86	7,879	24	25	9	12	12	8,250
Western Australia	12	21	14	3,344	15	3	11	2	3,422
South Australia	33	33	15	12	3,398	2	10	3	3,506
Tasmania	2	5	3	2	5	1,625	0	0	1,642
Northern Territory	13	11	21	15	22	1	1,325	2	1,410
Aus. Cap. Territory	27	5	19	0	2	1	0	320	374
Australia Unspecified	0	6	29	0	0	1	0	0	36
Total Persons	16,047	5,181	8,282	3,447	3,525	1,667	1,375	397	39,921

Note: This Table should be read in conjunction with Explanatory Note 3.

TABLE 5 - NUMBER OF PERSONS SERVING ORDERS BY JURISDICTION AND ABORIGINALITY

ABORIGINALITY	NSW	VIC	QLD	WA	SA	TAS	NT	ACT	AUSTRALIA
Aboriginal, Torres St. Islander	906	110	783	586	317	80	670	15	3,467
Other	9,718	4,206	7,034	2,861	2,904	1,146	705	372	28,946
Unknown / Not Stated	5,423	865	465	0	304	441	0	10	7,508
Total Persons	16,047	5,181	8,282	3,447	3,525	1,667	1,375	397	39,921

Note: This Table should be read in conjunction with Explanatory Notes 3 and 5.

TABLE 6 - NUMBER OF PERSONS SERVING ORDERS BY STATE/COUNTRY OF BIRTH

STATE/COUNTRY OF BIRTH	NSW	VIC	QLD	WA	SA	TAS	NT	ACT	AUSTRALIA
New South Wales	7,564	257	-	175	203	42	57	113	8,411
Victoria	322	3,362	-	160	240	63	33	24	4,204
Queensland	266	68	-	68	58	15	70	11	556
Western Australia	68	37	-	1,833	69	9	39	2	2,057
South Australia	40	75	-	73	1,930	9	43	10	2,180
Tasmania	46	74	-	30	37	1,171	5	6	1,369
Northern Territory	14	4	-	14	22	1	1,033	1	1,089
Aus. Cap. Territory	28	5	-	6	4	3	0	86	132
Australia Unspecified	687	144	7,010	77	47	9	2	32	8,008
Total Australia	9,035	4,026	7,010	2,436	2,610	1,322	1,282	285	28,006
New Zealand	191	68	280	71	36	17	24	6	693
Papua New Guinea	10	4	22	3	3	2	3	2	49
Other Oceania	56	6	15	5	3	1	1	1	88
Vietnam	44	37	10	13	17	0	2	0	123
Other Indo-China	9	2	3	2	6	0	1	0	23
Other Asia	75	42	20	63	17	1	5	7	230
United Kingdom, Eire	345	261	221	355	310	37	23	25	1,577
Greece	58	47	10	5	18	0	1	2	141
Italy	77	47	21	14	39	1	3	4	206
Yugoslavia	108	88	42	18	28	1	4	8	297
Other West Europe	144	90	78	55	58	3	20	14	462
East Europe	102	46	29	25	40	1	2	6	251
U.S.A.	16	4	13	10	6	0	2	2	53
Canada	59	3	11	6	3	0	0	1	83
Other America	42	5	6	2	3	0	1	2	61
Africa	40	9	15	17	6	2	1	0	90
Lebanon	149	28	3	1	1	0	0	2	184
Turkey	42	36	4	1	5	0	0	0	88
Other Middle East	22	4	4	2	7	0	0	1	40
Unknown / Not Stated	5,423	328	465	343	309	279	0	29	7,176
Total Persons	16,047	5,181	8,282	3,447	3,525	1,667	1,375	397	39,921

Note: This Table should be read in conjunction with Explanatory Notes 3 and 6.

TABLE 7 - NUMBER OF PERSONS SERVING ORDERS BY JURISDICTION AND LOCATION OF CURRENT ADDRESS**Persons Serving Orders in New South Wales**

New South Wales Statistical Divisions	
Sydney	8,619
Hunter	1,511
Illawarra	795
Richmond-Tweed	719
Mid-North Coast	766
Northern	856
North-Western	484
Central West	537
South-Eastern	606
Murrumbidgee	442
Murray	396
Far West	213
Unspecified	103
Total New South Wales	16,047
Total	16,047

Persons Serving Orders in Queensland

Queensland Statistical Divisions	
Brisbane	3,749
Moreton	1,380
Wide Bay-Burnett	457
Darling Downs	450
South-West	65
Fitzroy	325
Central West	8
Mackay	240
Northern	585
Far North	688
North-West	203
Unspecified	0
Total Queensland	8,150
New South Wales	78
Victoria	29
Western Australia	2
South Australia	0
Tasmania	1
Northern Territory	5
Australian Capital Territory	4
Overseas	0
No Fixed Abode	0
Unknown	13
Total	8,282

Persons Serving Orders in South Australia

South Australian Statistical Divisions	
Adelaide	2,359
Outer Adelaide	87
Yorke and Lower North	81
Murray Lands	152
South-East	149
Eyre	85
Northern	223
Unspecified	0
Total South Australia	3,136
New South Wales	10
Victoria	16
Queensland	5
Western Australia	4
Tasmania	1
Northern Territory	6
Australian Capital Territory	0
No Fixed Abode	94
Unknown	253
Total	3,525

Persons Serving Orders in Northern Territory

Northern Territory Statistical Divisions	
Darwin	264
Balance of Northern Territory	405
Unspecified	686
Total Northern Territory	1,355
New South Wales	4
Queensland	4
Western Australia	4
South Australia	4
Overseas	1
No Fixed Abode	3
Total	1,375

Persons Serving Orders in Victoria

Victorian Statistical Divisions	
Melbourne	3,679
Barwon	202
South-Western	138
Central Highlands	211
Wimmera	49
North Mallee	99
Loddon-Campaspe	159
Goulburn	84
North-Eastern	90
East Gippsland	85
Central Gippsland	216
East Central	44
Total Victoria	5,056
New South Wales	25
Queensland	5
Western Australia	3
South Australia	2
Tasmania	1
Unknown	89
Total	5,181

Persons Serving Orders in Western Australia

West Australian Statistical Divisions	
Perth	2,223
South-West	230
Lower Great Southern	92
Upper Great Southern	29
Midlands	77
South-Eastern	124
Central	186
Pilbara	90
Kimberley	84
Unspecified West Australia	6
Total West Australia	3,141
New South Wales	9
Victoria	10
Queensland	4
South Australia	92
Tasmania	2
Northern Territory	11
Overseas	8
No Fixed Abode	8
Unknown	162
Total	3,447

Persons Serving Orders in Tasmania

Tasmanian Statistical Divisions	
Hobart	535
Southern	46
Northern	403
Mersey-Lyell	361
Unspecified Tasmania	1
Total Tasmania	1,346
New South Wales	1
Victoria	3
Queensland	2
Western Australia	2
No Fixed Abode	10
Unknown	303
Total	1,667

Persons Serving Orders in A.C.T.

Australian Capital Territory	376
New South Wales	16
Unknown	5
Total	397

Note: This Table should be read in conjunction with Explanatory Notes 3 and 7.

TABLE 8 - NUMBER OF PERSONS SERVING ORDERS BY MARITAL STATUS AT CENSUS DATE

MARITAL STATUS	NSW	VIC	QLD	WA	SA	TAS	NT	ACT	AUSTRALIA
Never Married	-	3,081	5,373	1,602	1,730	929	748	172	13,635
Married (inc. de facto)	-	1,215	1,790	1,220	525	332	445	142	5,669
Separated (not divorced)	-	241	706	278	256	68	101	36	1,686
Divorced	-	309	0	164	254	69	72	35	903
Widowed	-	42	59	26	40	6	6	5	184
Unknown /Not Stated	16,047	293	354	157	720	263	3	7	17,844
Total Persons	16,047	5,181	8,282	3,447	3,525	1,667	1,375	397	39,921

Note: This Table should be read in conjunction with Explanatory Notes 3 and 8.

TABLE 9 - NUMBER OF PERSONS SERVING ORDERS BY EMPLOYMENT STATUS AT CENSUS DATE

EMPLOYMENT STATUS	NSW	VIC	QLD	WA	SA	TAS	NT	ACT	AUSTRALIA
Employed	-	2,078	2,657	1,517	925	351	564	225	8,317
Unemployed (seeking work)	-	2,386	3,524	1,071	1,711	847	711	102	10,352
Home duties	-	79	187	190	123	46	27	14	666
Student	-	95	247	68	40	30	26	8	514
Pensioner	-	208	690	380	429	65	43	35	1,850
Other	-	0	0	0	0	25	0	0	25
Unknown /Not Stated	16,047	335	977	221	297	303	4	13	18,197
Total Persons	16,047	5,181	8,282	3,447	3,525	1,667	1,375	397	39,921

Note: This Table should be read in conjunction with Explanatory Notes 3 and 9.

TABLE 10 - NUMBER OF PERSONS SERVING ORDERS BY HIGHEST LEVEL OF EDUCATION AT CENSUS DATE

LEVEL OF EDUCATION	NSW	VIC	QLD	WA	SA	TAS	NT	ACT	AUSTRALIA
Tertiary	-	154	103	54	86	0	26	9	432
Technical / Trade	-	35	78	161	110	0	80	29	493
Post Secondary (undefined)	-	0	51	82	77	0	33	6	249
Completed Secondary	-	386	883	538	292	86	173	57	2,415
Part Secondary	-	4,101	6,207	2,083	2,439	1,250	765	261	17,106
Primary only	-	149	567	111	172	38	239	8	1,284
No Formal Schooling	-	10	11	12	11	1	36	2	83
Unknown /Not Stated	16,047	346	382	406	338	292	23	25	17,859
Total Persons	16,047	5,181	8,282	3,447	3,525	1,667	1,375	397	39,921

Note: This Table should be read in conjunction with Explanatory Notes 3 and 10.

TABLE 11 - NUMBER OF PERSONS SERVING ORDERS BY KNOWN PRIOR ADULT CORRECTIONAL EXPERIENCE

PRIOR CORRECTIONS	NSW	VIC	QLD	WA	SA	TAS	NT	ACT	AUSTRALIA
Supervised Order	-	0	904	670	567	154	75	75	2,445
Prison Sentence	-	0	1,252	231	428	277	452	15	2,655
Both	-	0	0	487	453	257	234	47	1,478
Neither	-	4,926	6,062	1,861	1,650	979	611	234	16,323
Unknown /Not Stated	16,047	255	64	198	427	0	3	26	17,020
Total Persons	16,047	5,181	8,282	3,447	3,525	1,667	1,375	397	39,921

Note: This Table should be read in conjunction with Explanatory Notes 3 and 11.

TABLE 12 - NUMBER OF PERSONS SERVING ORDERS BY JURISDICTION AND KNOWN FEDERAL OFFENDER STATUS

FEDERAL OFFENDER	NSW	VIC	QLD	WA	SA	TAS	NT	ACT	AUSTRALIA
Yes	460	94	47	185	124	25	23	34	992
No	15,587	4,881	8,232	3,238	3,401	1,642	1,352	360	38,693
Unknown /Not Stated	0	206	3	24	0	0	0	3	236
Total Persons	16,047	5,181	8,282	3,447	3,525	1,667	1,375	397	39,921

Note: This Table should be read in conjunction with Explanatory Notes 3 and 14.

TABLE 13 - NUMBER OF PERSONS SERVING ORDERS BY JURISDICTION AND LEVEL OF COURT ORIGINATING ORDER(S)

LEVEL OF COURT	NSW	VIC	QLD	WA	SA	TAS	NT	ACT	AUSTRALIA
Supreme	415	166	885	241	173	143	179	66	2,268
District / County	4,392	767	1,828	1,344	299	13	23	33	8,699
Magistrates'	11,033	3,756	5,548	1,669	2,116	1,400	1,169	295	26,986
Children's	185	0	0	168	2	57	4	1	417
Other	6	0	0	5	631	54	0	1	697
Unknown /Not Stated	16	492	21	20	304	0	0	1	854
Total Persons	16,047	5,181	8,282	3,447	3,525	1,667	1,375	397	39,921

Note: This Table should be read in conjunction with Explanatory Notes 3 and 15.

TABLE 14 - NUMBER OF PERSONS SERVING ORDERS BY JURISDICTION AND AGGREGATE TIME BETWEEN COMMENCEMENT OF CURRENT ORDERS AND EXPECTED COMPLETION DATE

AGGREGATE DURATION	NSW	VIC	QLD	WA	SA	TAS	NT	ACT	AUSTRALIA
Under 3 months	8	95	27	49	47	3	13	3	245
3 & under 6 months	166	171	233	105	111	34	7	15	842
6 & under 9 months	206	180	449	143	110	28	21	25	1,162
9 & under 12 months	3,922	2,100	2,364	1,057	1,084	448	254	166	11,395
12 & under 18 months	1,028	536	712	277	375	167	66	21	3,182
18 & under 24 months	3,050	1,254	2,044	1,392	866	324	213	59	9,202
2 & under 3 years	4,886	511	1,903	347	588	175	103	62	8,575
3 & under 5 years	1,943	260	411	62	232	51	44	36	3,039
5 & under 10 years	385	56	88	15	76	6	12	7	645
10 years & over	34	18	51	0	15	1	1	0	120
Indefinite	0	0	0	0	21	6	641	2	670
Unknown / Not Stated	419	0	0	0	0	424	0	1	844
Total Persons	16,047	5,181	8,282	3,447	3,525	1,667	1,375	397	39,921

Note: This Table should be read in conjunction with Explanatory Notes 3 and 16.

TABLE 15 - NUMBER OF PERSONS SERVING ORDERS BY JURISDICTION AND TIME ALREADY SERVED SINCE COMMENCEMENT OF CURRENT ORDERS

TIME SERVED	NSW	VIC	QLD	WA	SA	TAS	NT	ACT	AUSTRALIA
Under 3 months	3,177	1,166	2,160	870	872	280	528	138	9,191
3 & under 6 months	2,667	933	1,462	628	686	237	276	81	6,970
6 & under 9 months	2,693	959	1,133	520	523	237	194	50	6,309
9 & under 12 months	1,787	927	951	480	482	261	108	41	5,037
12 & under 18 months	2,372	575	1,116	496	418	235	129	43	5,384
18 & under 24 months	1,469	381	711	362	289	145	89	19	3,465
2 & under 3 years	1,408	136	636	79	183	112	37	20	2,611
3 & under 5 years	302	84	57	9	50	51	10	3	566
5 & under 10 years	43	18	27	3	18	35	2	1	147
10 years & over	4	2	29	0	4	74	2	1	116
Unknown / Not Stated	125	0	0	0	0	0	0	0	125
Total Persons	16,047	5,181	8,282	3,447	3,525	1,667	1,375	397	39,921

Note: This Table should be read in conjunction with Explanatory Notes 3 and 17.

TABLE 16 - NUMBER OF PERSONS SERVING ORDERS BY JURISDICTION AND TIME REMAINING TO SERVE ON CURRENT ORDERS

TIME TO SERVE	NSW	VIC	QLD	WA	SA	TAS	NT	ACT	AUSTRALIA
Under 3 months	1,429	1,117	1,086	577	529	248	90	62	5,138
3 & under 6 months	1,743	1,036	1,253	608	545	273	123	64	5,645
6 & under 9 months	1,999	825	1,447	553	505	204	137	58	5,728
9 & under 12 months	2,639	951	1,448	639	637	231	129	101	6,775
12 & under 18 months	2,001	620	1,188	514	585	154	119	31	5,212
18 & under 24 months	1,913	357	937	410	303	99	60	32	4,111
2 & under 3 years	2,968	161	715	126	277	22	53	33	4,355
3 & under 5 years	943	86	133	18	79	3	13	10	1,285
5 & under 10 years	112	17	64	2	43	3	10	3	254
10 years & over	6	11	11	0	1	0	0	0	29
Indeterminate	0	0	0	0	21	6	641	2	670
Unknown / Not Stated	294	0	0	0	0	424	0	1	719
Total Persons	16,047	5,181	8,282	3,447	3,525	1,667	1,375	397	39,921

Note: This Table should be read in conjunction with Explanatory Notes 3 and 18.

TABLE 17 - NUMBER OF PERSONS SERVING ORDERS BY JURISDICTION AND SPECIAL CONDITIONS ATTACHED TO CURRENT ORDERS

CONDITIONS	NSW	VIC	QLD	WA	SA	TAS	NT	ACT	AUSTRALIA
Restrictions on Freedom of Movement	1,005	93	0	200	292	865	71	29	2,555
Restrictions on Associates	334	32	89	15	289	915	11	12	1,697
Restitution / Fine	1,536	0	1,718	939	354	138	22	56	4,763
Alcohol / Drug / Psychiatric Treatment	4,934	2,002	1,031	854	779	342	267	168	10,377
Driving Restrictions	39	0	67	22	175	103	16	34	456
Curfew	0	0	0	0	0	2	0	1	3
Remain in Employment	420	0	0	59	37	842	4	3	1,365
Other	0	1,201	211	22	0	88	17	13	1,552
Total Persons	16,047	5,181	8,282	3,447	3,525	1,667	1,375	397	39,921

Note: This Table should be read in conjunction with Explanatory Notes 3 and 19.

TABLE 18 - NUMBER OF PERSONS SERVING PRE-SENTENCE SUPERVISION ORDERS BY JURISDICTION AND DURATION OF ORDERS

DURATION	NSW	SA	NT	ACT	AUSTRALIA
Under 3 months	4	21	1	1	27
Exactly 3 months	10	4	0	3	17
Over 3 & under 6 months	18	5	0	1	24
Exactly 6 months	19	3	0	10	32
Over 6 & under 9 months	10	3	0	0	13
Exactly 9 months	6	0	0	0	6
Over 9 & under 12 months	4	1	0	0	5
Exactly 12 months	5	0	0	1	6
Over 12 & under 18 months	3	1	0	0	4
Exactly 18 months	0	0	0	0	0
Over 18 & under 24 months	0	0	0	0	0
Exactly 2 years	0	0	0	0	0
Over 2 & under 3 years	0	0	0	0	0
Exactly 3 years	0	0	0	0	0
Over 3 & under 5 years	0	0	0	0	0
Exactly 5 years	0	0	0	0	0
5 years & over	0	0	0	0	0
Indefinite	0	0	0	0	0
Unknown / Not Stated	0	0	0	1	1
Total Persons	79	38	1	17	135

Note: This Table should be read in conjunction with Explanatory Notes 3, 12 and 20.

TABLE 19 - NUMBER OF PERSONS SERVING FINE OPTION ORDERS BY DURATION OF ORDERS

DURATION	NSW	VIC	QLD	WA	SA	NT	AUSTRALIA
Under 25 hours	1,527	67	38	3	81	101	1,817
25 & under 50 hours	852	81	87	11	113	101	1,245
50 & under 100 hours	413	42	203	11	104	141	914
100 & under 150 hours	55	11	237	1	22	38	364
150 & under 200 hours	13	5	182	5	12	6	223
200 & under 300 hours	11	12	206	0	2	5	236
300 & under 500 hours	4	3	63	0	1	2	73
Over 500 hours	2	0	2	0	0	0	4
Unknown / Not Stated	0	8	0	0	0	0	8
Total Persons	2,877	229	1,018	31	335	394	4,884

Note: This Table should be read in conjunction with Explanatory Notes 3, 12 and 20.

TABLE 20 - NUMBER OF PERSONS SERVING PROBATION/SUPERVISED RECOGNISANCES BY JURISDICTION AND DURATION OF ORDERS

DURATION	NSW	VIC	QLD	WA	SA	TAS	NT	ACT	AUSTRALIA
Under 3 months	0	0	3	0	1	0	0	0	4
Exactly 3 months	1	0	1	0	1	5	0	0	8
Over 3 & under 6 months	0	1	7	0	3	0	0	1	12
Exactly 6 months	14	7	106	108	21	51	5	17	329
Over 6 & under 9 months	0	2	4	0	4	0	0	0	10
Exactly 9 months	2	4	94	40	9	16	4	5	174
Over 9 & under 12 months	0	1	5	2	4	0	0	0	12
Exactly 12 months	669	400	1,149	689	196	419	163	66	3,751
Over 12 & under 18 months	26	12	52	8	12	5	2	0	117
Exactly 18 months	428	137	738	263	161	116	57	13	1,913
Over 18 & under 24 months	3	4	16	8	10	1	1	1	44
Exactly 2 years	2,551	336	1,497	909	579	207	104	51	6,234
Over 2 & under 3 years	88	11	90	36	27	11	3	1	267
Exactly 3 years	4,004	104	1,226	223	364	57	46	41	6,065
Over 3 & under 5 years	738	32	10	20	4	10	3	5	822
Exactly 5 years	778	39	6	8	2	2	0	5	840
5 years & over	118	2	5	0	0	2	0	1	128
Indefinite	0	0	0	0	0	0	0	0	0
Unknown / Not Stated	0	0	0	0	0	0	0	0	0
Total Persons	9,420	1,092	5,009	2,314	1,398	902	388	207	20,730

Note: This Table should be read in conjunction with Explanatory Notes 3, 12 and 20.

TABLE 21 - NUMBER OF PERSONS SERVING COMMUNITY SERVICE/WORK ORDERS BY DURATION OF ORDERS

DURATION	NSW	VIC	QLD	WA	SA	TAS	NT	ACT	AUSTRALIA
Under 25 hours	3	32	0	0	109	17	12	0	173
25 & under 50 hours	25	48	95	36	56	52	21	0	333
50 & under 100 hours	211	285	277	145	250	202	30	5	1,405
100 & under 150 hours	937	461	373	271	295	166	28	21	2,552
150 & under 200 hours	313	378	220	145	235	84	19	21	1,415
200 & under 300 hours	503	646	625	286	156	48	9	113	2,386
300 & under 500 hours	277	347	0	0	13	3	9	0	649
Over 500 hours	0	21	0	0	0	0	0	0	21
Unknown / Not Stated	0	18	0	1	0	0	0	0	19
Total Persons	2,269	2,236	1,590	884	1,114	572	128	160	8,953

Note: This Table should be read in conjunction with Explanatory Notes 3, 12 and 20.

TABLE 22 - NUMBER OF PERSONS SERVING ATTENDANCE CENTRE ORDERS BY DURATION OF ORDERS

DURATION	NSW	AUSTRALIA
Exactly 12 months	354	354
Over 12 & under 18 months	1	1
Exactly 18 months	2	2
Exactly 2 years	5	5
Over 3 & under 5 years	1	1
Total Persons	363	363

DURATION	VIC	AUSTRALIA
25 & under 50 hours	4	4
50 & under 100 hours	39	39
100 & under 150 hours	73	73
150 & under 200 hours	74	74
200 & under 300 hours	119	119
300 & under 500 hours	68	68
Over 500 hours	9	9
Unknown / Not Stated	6	6
Total Persons	392	392

Note: This Table should be read in conjunction with Explanatory Notes 3, 12 and 20.

TABLE 23 - NUMBER OF PERSONS SERVING OTHER ORDERS NOT INCLUDING IMPRISONMENT BY DURATION OF ORDERS

DURATION	VIC	QLD	SA	TAS	NT	AUSTRALIA
Under 3 months	0	2	0	0	5	7
Exactly 3 months	0	2	0	0	6	8
Over 3 & under 6 months	0	0	0	0	3	3
Exactly 6 months	2	0	1	1	0	4
Over 6 & under 9 months	1	0	0	0	0	1
Exactly 9 months	0	0	2	1	0	3
Over 9 & under 12 months	0	0	0	0	0	0
Exactly 12 months	81	2	29	45	1	158
Over 12 & under 18 months	4	0	1	0	0	5
Exactly 18 months	14	0	45	29	0	88
Over 18 & under 24 months	0	0	2	0	0	2
Exactly 2 years	34	0	36	82	0	152
Over 2 & under 3 years	1	0	2	0	0	3
Exactly 3 years	5	1	20	22	0	48
Over 3 & under 5 years	2	0	0	0	0	2
Exactly 5 years	0	0	0	1	0	1
5 years & over	0	0	0	0	0	0
Indefinite	0	0	0	0	0	0
Unknown / Not Stated	0	0	0	0	0	0
Total Persons	144	7	138	181	15	485

Note: This Table should be read in conjunction with Explanatory Notes 3, 12 and 20.

TABLE 24 - NUMBER OF PERSONS SERVING AFTER-CARE PROBATION/PARTIALLY SUSPENDED PRISON SENTENCES BY JURISDICTION AND DURATION OF ORDERS

DURATION	NSW	VIC	QLD	TAS	NT	ACT	AUSTRALIA
Under 3 months	0	0	1	0	0	0	1
Exactly 3 months	4	0	0	0	0	0	4
Over 3 & under 6 months	108	0	1	0	0	0	109
Exactly 6 months	80	0	3	3	1	1	88
Over 6 & under 9 months	143	0	0	0	0	0	143
Exactly 9 months	33	0	2	0	0	1	36
Over 9 & under 12 months	96	0	1	0	1	0	98
Exactly 12 months	56	6	26	72	70	0	230
Over 12 & under 18 months	155	0	5	1	3	0	164
Exactly 18 months	22	1	53	26	16	2	120
Over 18 & under 24 months	53	0	0	0	1	1	55
Exactly 2 years	15	0	222	62	64	2	365
Over 2 & under 3 years	66	0	42	1	2	1	112
Exactly 3 years	5	0	352	20	25	3	405
Over 3 & under 5 years	16	0	0	5	0	0	21
Exactly 5 years	0	0	0	1	1	0	2
5 years & over	12	0	0	0	0	1	13
Indefinite	0	0	0	0	0	0	0
Unknown / Not Stated	0	0	0	0	0	0	0
Total Persons	864	7	708	191	184	12	1,966

Note: This Table should be read in conjunction with Explanatory Notes 3, 12 and 20.

TABLE 25 - NUMBER OF PERSONS SERVING PRE-RELEASE ORDERS BY DURATION OF ORDERS

DURATION	NSW	VIC	AUSTRALIA
Under 3 months	1	0	1
Exactly 3 months	0	1	1
Over 3 & under 6 months	0	9	9
Exactly 6 months	0	87	87
Over 6 & under 9 months	1	14	15
Exactly 9 months	0	1	1
Over 9 & under 12 months	0	0	0
Exactly 12 months	0	0	0
Over 12 & under 18 months	0	0	0
Exactly 18 months	0	0	0
Over 18 & under 24 months	0	0	0
Exactly 2 years	0	0	0
Over 2 & under 3 years	0	1	1
Total Persons	2	113	115

Note: This Table should be read in conjunction with Explanatory Notes 3, 12 and 20.

TABLE 26 - NUMBER OF PERSONS SERVING PAROLE/LICENCE BY JURISDICTION AND DURATION OF ORDERS

DURATION	NSW	VIC	QLD	WA	SA	TAS	NT	ACT	AUSTRALIA
Under 3 months	0	1	1	1	0	5	0	0	8
Exactly 3 months	1	0	0	1	1	0	0	0	3
Over 3 & under 6 months	2	8	9	7	1	0	0	0	27
Exactly 6 months	5	70	19	59	4	18	3	0	178
Over 6 & under 9 months	11	28	12	38	14	0	9	1	113
Exactly 9 months	5	34	15	18	17	7	6	1	103
Over 9 & under 12 months	21	31	20	33	41	1	7	1	155
Exactly 12 months	16	113	50	22	29	12	11	3	256
Over 12 & under 18 months	186	78	59	84	82	6	10	6	511
Exactly 18 months	27	100	45	18	26	4	12	4	236
Over 18 & under 24 months	233	75	54	83	80	1	5	4	535
Exactly 2 years	63	147	64	366	19	6	11	2	678
Over 2 & under 3 years	383	111	153	11	130	2	13	10	813
Exactly 3 years	463	55	63	11	29	6	8	3	638
Over 3 & under 5 years	183	98	183	14	149	3	35	12	677
Exactly 5 years	45	33	24	1	7	0	5	0	115
5 years & under 10 years	275	37	114	10	75	2	12	5	530
Exactly 10 years	0	2	0	0	0	0	0	0	2
10 years & over	0	16	0	0	0	0	0	0	16
Indefinite	0	0	1	0	22	4	2	1	30
Unknown / Not Stated	0	0	2	2	1	0	0	0	5
Total Persons	1,919	1,037	888	779	727	77	149	53	5,629

Note: This Table should be read in conjunction with Explanatory Notes 3, 12 and 20.

TABLE 27 - NUMBER OF PERSONS SERVING OTHER POST-PRISON ORDERS BY JURISDICTION AND DURATION OF ORDERS

DURATION	VIC	QLD	WA	SA	AUSTRALIA
Under 3 months	0	4	19	2	25
Exactly 3 months	0	4	7	10	21
Over 3 & under 6 months	0	8	0	7	15
Exactly 6 months	0	0	0	4	4
Over 6 & under 9 months	1	8	0	1	10
Exactly 9 months	0	0	0	0	0
Over 9 & under 12 months	0	2	0	0	2
Exactly 12 months	6	1	0	0	7
Over 12 & under 18 months	3	8	0	0	11
Exactly 18 months	2	2	0	0	4
Over 18 & under 24 months	2	2	0	0	4
Exactly 2 years	7	0	0	0	7
Over 2 & under 3 years	2	0	0	0	2
Over 3 & under 5 years	0	1	0	0	1
Over 5 years	0	1	0	0	1
Indefinite	0	0	0	0	0
Unknown / Not Stated	0	0	0	0	0
Total Persons	23	41	26	24	114

DURATION	NT	AUSTRALIA
Under 25 hours	42	42
25 & under 50 hours	43	43
50 & under 100 hours	38	38
100 & under 150 hours	2	2
150 & under 200 hours	1	1
200 & under 300 hours	1	1
300 & under 500 hours	1	1
Total Persons	128	128

Note: This Table should be read in conjunction with Explanatory Notes 3, 12 and 20.

TABLE 28 - NUMBER OF PERSONS SERVING PRE-SENTENCE SUPERVISION ORDERS BY REQUIRED REPORTING FREQUENCY

REPORTING FREQUENCY	NSW	SA	NT	ACT	AUSTRALIA
More than once weekly	-	38	0	1	39
Weekly	-	0	0	1	1
Fortnightly	-	0	1	3	4
Monthly	-	0	0	9	9
Less than once a month	-	0	0	0	0
Supervision suspended	-	0	0	2	2
Awaiting allocation	-	0	0	0	0
Not applicable	205	0	0	0	205
Unknown	-	0	0	1	1
Total Persons	205	38	1	17	261

Note: This Table should be read in conjunction with Explanatory Notes 3, 12 and 21.

TABLE 29 - NUMBER OF PERSONS SERVING FINE OPTION ORDERS BY REQUIRED REPORTING FREQUENCY

REPORTING FREQUENCY	NSW	VIC	QLD	WA	SA	NT	AUSTRALIA
More than once weekly	-	-	352	21	0	0	373
Weekly	-	-	645	7	335	394	1,381
Fortnightly	-	-	2	0	0	0	2
Monthly	-	-	7	0	0	0	7
Less than once a month	-	-	0	3	0	0	3
Supervision suspended	-	-	1	0	0	0	1
Awaiting allocation	-	-	10	0	0	0	10
Not applicable	2,877	-	0	0	0	0	2,877
Unknown	-	229	1	0	0	0	230
Total Persons	2,877	229	1,018	31	335	394	4,884

Note: This Table should be read in conjunction with Explanatory Notes 3, 12 and 21.

TABLE 30 - NUMBER OF PERSONS SERVING PROBATION/SUPERVISED RECOGNISANCES BY REQUIRED REPORTING FREQUENCY

REPORTING FREQUENCY	NSW	VIC	QLD	WA	SA	TAS	NT	ACT	AUSTRALIA
More than once weekly	0	-	462	9	0	3	2	0	476
Weekly	0	-	2,762	30	0	54	111	8	2,965
Fortnightly	0	-	749	251	733	220	100	56	2,109
Monthly	1,430	-	528	1,244	430	244	153	96	4,125
Less than once a month	7,990	-	222	546	0	104	22	43	8,927
Supervision suspended	0	-	8	194	170	55	0	2	429
Awaiting allocation	0	-	222	3	0	0	0	1	226
Unknown	0	1,092	56	37	65	222	0	1	1,473
Total Persons	9,420	1,092	5,009	2,314	1,398	902	388	207	20,730

Note: This Table should be read in conjunction with Explanatory Notes 3, 12 and 21.

TABLE 31 - NUMBER OF PERSONS SERVING COMMUNITY SERVICE/WORK ORDERS BY REQUIRED REPORTING FREQUENCY

REPORTING FREQUENCY	NSW	VIC	QLD	WA	SA	TAS	NT	ACT	AUSTRALIA
More than once weekly	-	-	602	148	0	-	2	0	752
Weekly	-	-	929	242	966	-	126	157	2,420
Fortnightly	-	-	11	55	0	-	0	0	66
Monthly	-	-	26	94	0	-	0	0	120
Less than once a month	-	-	5	90	0	-	0	0	95
Supervision suspended	-	-	0	125	43	-	0	3	171
Awaiting allocation	-	-	13	24	0	-	0	0	37
Not applicable	2,269	-	0	0	0	-	0	0	2,269
Unknown	-	2,236	4	106	105	572	0	0	3,023
Total Persons	2,269	2,236	1,590	884	1,114	572	128	160	8,953

Note: This Table should be read in conjunction with Explanatory Notes 3, 12 and 21.

TABLE 32 - NUMBER OF PERSONS SERVING ATTENDANCE CENTRE ORDERS BY REQUIRED REPORTING FREQUENCY

REPORTING FREQUENCY	NSW	VIC	AUSTRALIA
More than once weekly	-	-	0
Weekly	-	-	0
Fortnightly	-	-	0
Monthly	-	-	0
Less than once a month	-	-	0
Supervision suspended	-	-	0
Awaiting allocation	-	-	0
Not applicable	363	-	363
Unknown	-	392	392
Total Persons	363	392	755

Note: This Table should be read in conjunction with Explanatory Notes 3, 12 and 21.

TABLE 33 - NUMBER OF PERSONS SERVING OTHER ORDERS NOT INCLUDING IMPRISONMENT BY REQUIRED REPORTING FREQUENCY

REPORTING FREQUENCY	VIC	QLD	SA	TAS	NT	AUSTRALIA
More than once weekly	-	6	0	2	15	23
Weekly	-	1	84	7	0	92
Fortnightly	-	0	0	39	0	39
Monthly	-	0	0	47	0	47
Less than once a month	-	0	0	21	0	21
Supervision suspended	-	0	1	13	0	14
Awaiting allocation	-	0	0	0	0	0
Unknown	144	0	53	52	0	249
Total Persons	144	7	138	181	15	485

Note: This Table should be read in conjunction with Explanatory Notes 3, 12 and 21.

TABLE 34 - NUMBER OF PERSONS SERVING AFTER-CARE PROBATION/PARTIALLY SUSPENDED PRISON SENTENCES BY REQUIRED REPORTING FREQUENCY

REPORTING FREQUENCY	NSW	VIC	QLD	TAS	NT	ACT	AUSTRALIA
More than once weekly	0	-	62	0	1	0	63
Weekly	0	-	336	4	32	0	372
Fortnightly	0	-	101	33	30	2	166
Monthly	262	-	84	49	100	8	503
Less than once a month	604	-	29	23	20	2	678
Supervision suspended	0	-	3	46	1	0	50
Awaiting allocation	0	-	74	0	0	0	74
Unknown	0	7	19	36	0	0	62
Total Persons	866	7	708	191	184	12	1,968

Note: This Table should be read in conjunction with Explanatory Notes 3, 12 and 21.

TABLE 35 - NUMBER OF PERSONS SERVING PRE-RELEASE ORDERS BY REQUIRED REPORTING FREQUENCY

REPORTING FREQUENCY	NSW	VIC	AUSTRALIA
More than once weekly	0	-	0
Weekly	2	-	2
Fortnightly	0	-	0
Monthly	0	-	0
Less than once a month	0	-	0
Supervision suspended	0	-	0
Awaiting allocation	0	-	0
Unknown	0	113	113
Total Persons	2	113	115

Note: This Table should be read in conjunction with Explanatory Notes 3, 12 and 21.

TABLE 36 - NUMBER OF PERSONS SERVING PAROLE/LICENCE BY REQUIRED REPORTING FREQUENCY

REPORTING FREQUENCY	NSW	VIC	QLD	WA	SA	TAS	NT	ACT	AUSTRALIA
More than once weekly	0	-	79	1	0	3	2	0	85
Weekly	223	-	420	9	0	15	38	7	712
Fortnightly	0	-	112	90	430	18	28	8	686
Monthly	1,697	-	115	454	176	13	65	31	2,551
Less than once a month	0	-	66	179	0	1	14	5	265
Supervision suspended	0	-	7	29	87	9	2	2	136
Awaiting allocation	0	-	45	0	0	0	0	0	45
Unknown	0	1,037	44	17	34	18	0	0	1,150
Total Persons	1,920	1,037	888	779	727	77	149	53	5,630

Note: This Table should be read in conjunction with Explanatory Notes 3, 12 and 21.

TABLE 37 - NUMBER OF PERSONS SERVING OTHER POST-PRISON ORDERS BY REQUIRED REPORTING FREQUENCY

REPORTING FREQUENCY	VIC	QLD	WA	SA	NT	AUSTRALIA
More than once weekly	-	36	21	24	0	81
Weekly	-	5	5	0	128	138
Fortnightly	-	0	0	0	0	0
Monthly	-	0	0	0	0	0
Less than once a month	-	0	0	0	0	0
Supervision suspended	-	0	0	0	0	0
Awaiting allocation	-	0	0	0	0	0
Unknown	23	0	0	0	0	23
Total Persons	23	41	26	24	128	242

Note: This Table should be read in conjunction with Explanatory Notes 3, 12, and 21.

TABLE 38 - NUMBER OF PERSONS SERVING ORDERS BY TYPE OF ORDER, AGE AND JURISDICTION

Age	Pre-Sentence Supervision	Fine Option Order	Probation, Supervised Recognition	Community Service Order	Attendance Centre Order	After- Care Probation	Pre- Release Order	Parole/ Licence
NEW SOUTH WALES								
Under 15	0	0	0	0	0	0	0	0
15	0	0	0	0	0	0	0	0
16	0	0	0	0	0	0	0	0
17	1	4	43	2	0	0	0	0
18	8	56	366	74	13	24	0	10
19	12	196	579	175	32	59	0	13
20	5	234	660	201	28	73	0	35
21	15	219	620	162	39	58	0	45
22	9	180	580	139	25	43	0	67
23	12	197	578	142	24	53	0	71
24	14	170	509	134	16	72	0	75
25 - 29	60	712	2,184	544	88	216	2	475
30 - 34	35	427	1,453	341	44	136	0	391
35 - 39	10	242	788	152	24	56	0	310
40 - 49	13	176	731	153	27	51	0	293
50 - 59	9	45	241	38	3	20	0	100
60 - 69	1	16	77	11	0	4	0	29
70 & over	1	3	11	1	0	1	0	6
Unknown / Not Stated	0	0	0	0	0	0	0	0
Total Persons	205	2,877	9,420	2,269	363	866	2	1,920
VICTORIA								
Under 15	-	0	0	0	0	0	0	0
15	-	0	0	0	0	0	0	0
16	-	0	0	0	0	0	0	0
17	-	1	14	72	16	0	0	1
18	-	13	59	235	54	0	0	8
19	-	19	53	231	49	0	0	18
20	-	15	84	225	35	1	3	28
21	-	13	68	169	26	2	4	38
22	-	10	50	139	24	0	7	33
23	-	15	62	92	15	0	7	40
24	-	7	64	119	24	2	8	45
25 - 29	-	55	248	386	71	2	17	253
30 - 34	-	30	159	241	29	0	21	183
35 - 39	-	19	96	148	22	0	13	150
40 - 49	-	24	75	129	24	0	25	165
50 - 59	-	5	44	38	1	0	7	53
60 - 69	-	3	13	10	2	0	1	20
70 & over	-	0	3	2	0	0	0	2
Unknown / Not Stated	-	0	0	0	0	0	0	0
Total Persons	-	229	1,092	2,236	392	7	113	1,037
QUEENSLAND								
Under 15	-	0	0	0	-	0	-	0
15	-	0	0	0	-	0	-	0
16	-	0	1	0	-	0	-	0
17	-	51	364	160	-	10	-	0
18	-	81	745	237	-	41	-	2
19	-	68	614	167	-	66	-	15
20	-	77	498	166	-	67	-	18
21	-	65	403	114	-	57	-	38
22	-	59	269	89	-	50	-	43
23	-	56	218	70	-	42	-	48
24	-	37	181	46	-	36	-	47
25 - 29	-	186	717	239	-	143	-	186
30 - 34	-	128	413	136	-	78	-	137
35 - 39	-	84	211	67	-	46	-	106
40 - 49	-	82	211	63	-	43	-	157
50 - 59	-	23	76	9	-	5	-	50
60 - 69	-	4	29	0	-	1	-	23
70 & over	-	15	59	27	-	21	-	18
Unknown / Not Stated	-	2	0	0	-	2	-	0
Total Persons	-	1,018	5,009	1,590	-	708	-	888

Note: This Table should be read in conjunction with Explanatory Notes 3, 4 and 12.

TABLE 38 - NUMBER OF PERSONS SERVING ORDERS BY TYPE OF ORDER, AGE AND JURISDICTION (continued)

Age	Pre-Sentence Supervision	Fine Option Order	Probation, Supervised Recognition	Community Service Order	Attendance Centre Order	After- Care Probation	Pre- Release Order	Parole/ Licence
WESTERN AUSTRALIA								
Under 15	-	0	0	0	-	-	-	0
15	-	0	0	0	-	-	-	0
16	-	0	1	0	-	-	-	0
17	-	0	83	35	-	-	-	1
18	-	1	179	96	-	-	-	5
19	-	0	233	106	-	-	-	19
20	-	4	242	88	-	-	-	27
21	-	0	162	70	-	-	-	46
22	-	5	153	51	-	-	-	45
23	-	3	123	52	-	-	-	47
24	-	2	114	38	-	-	-	49
25 - 29	-	9	390	161	-	-	-	192
30 - 34	-	4	258	78	-	-	-	144
35 - 39	-	2	159	55	-	-	-	79
40 - 49	-	0	158	41	-	-	-	83
50 - 59	-	1	42	11	-	-	-	31
60 - 69	-	0	14	1	-	-	-	10
70 & over	-	0	3	1	-	-	-	1
Unknown / Not Stated	-	0	0	0	-	-	-	0
Total Persons	-	31	2,314	884	-	-	-	779
SOUTH AUSTRALIA								
Under 15	0	0	0	0	-	-	-	0
15	0	0	0	0	-	-	-	0
16	0	0	0	0	-	-	-	0
17	0	0	1	0	-	-	-	0
18	5	2	19	39	-	-	-	2
19	1	18	60	112	-	-	-	6
20	0	21	102	114	-	-	-	30
21	4	26	102	86	-	-	-	31
22	3	20	89	80	-	-	-	41
23	0	19	77	65	-	-	-	35
24	1	26	65	57	-	-	-	31
25 - 29	10	84	310	247	-	-	-	184
30 - 34	6	44	198	148	-	-	-	132
35 - 39	4	34	117	78	-	-	-	77
40 - 49	2	26	168	70	-	-	-	92
50 - 59	0	5	49	9	-	-	-	31
60 - 69	1	2	29	2	-	-	-	11
70 & over	1	1	7	1	-	-	-	4
Unknown / Not Stated	0	7	5	6	-	-	-	0
Total Persons	38	335	1,398	1,114	-	-	-	727
TASMANIA								
Under 15	-	-	0	0	-	0	-	0
15	-	-	2	0	-	0	-	0
16	-	-	25	9	-	0	-	0
17	-	-	91	32	-	2	-	0
18	-	-	130	43	-	10	-	2
19	-	-	125	52	-	19	-	3
20	-	-	92	50	-	17	-	5
21	-	-	73	41	-	17	-	4
22	-	-	36	38	-	18	-	5
23	-	-	41	31	-	12	-	1
24	-	-	29	28	-	17	-	4
25 - 29	-	-	113	75	-	32	-	14
30 - 34	-	-	58	97	-	26	-	19
35 - 39	-	-	29	35	-	8	-	10
40 - 49	-	-	40	35	-	10	-	5
50 - 59	-	-	14	5	-	3	-	4
60 - 69	-	-	4	1	-	0	-	1
70 & over	-	-	0	0	-	0	-	0
Unknown / Not Stated	-	-	0	0	-	0	-	0
Total Persons	-	-	902	572	-	191	-	77

Note: This Table should be read in conjunction with Explanatory Notes 3, 4 and 12.

TABLE 38 - NUMBER OF PERSONS SERVING ORDERS BY TYPE OF ORDER, AGE AND JURISDICTION (continued)

Age	Pre-Sentence Supervision	Fine Option Order	Probation, Supervised Recognition	Community Service Order	Attendance Centre Order	After- Care Probation	Pre- Release Order	Parole/ Licence
NORTHERN TERRITORY								
Under 15	0	0	0	0	-	0	-	0
15	0	0	0	0	-	0	-	0
16	0	1	0	0	-	0	-	0
17	0	11	16	17	-	2	-	0
18	0	19	41	13	-	13	-	2
19	0	26	35	11	-	11	-	5
20	0	25	23	13	-	9	-	12
21	0	20	23	13	-	14	-	5
22	0	22	21	8	-	10	-	7
23	0	32	20	6	-	10	-	7
24	0	20	15	8	-	12	-	10
25 - 29	0	97	73	22	-	40	-	42
30 - 34	0	51	50	10	-	21	-	21
35 - 39	0	33	25	2	-	23	-	19
40 - 49	0	31	38	3	-	18	-	18
50 - 59	1	3	8	0	-	0	-	1
60 - 69	0	1	0	0	-	1	-	0
70 & over	0	0	0	0	-	0	-	0
Unknown / Not Stated	0	2	0	2	-	0	-	0
Total Persons	1	394	388	128	-	184	-	149
AUSTRALIAN CAPITAL TERRITORY								
Under 15	0	-	0	0	-	0	-	0
15	0	-	0	0	-	0	-	0
16	0	-	0	0	-	0	-	0
17	0	-	0	0	-	0	-	0
18	1	-	7	3	-	0	-	0
19	0	-	10	8	-	1	-	1
20	0	-	16	15	-	1	-	1
21	0	-	12	18	-	0	-	3
22	2	-	15	11	-	0	-	4
23	2	-	10	8	-	0	-	2
24	1	-	15	6	-	1	-	2
25 - 29	3	-	38	34	-	3	-	9
30 - 34	2	-	35	24	-	2	-	13
35 - 39	2	-	21	14	-	1	-	8
40 - 49	3	-	25	17	-	2	-	9
50 - 59	1	-	2	2	-	1	-	0
60 - 69	0	-	1	0	-	0	-	1
70 & over	0	-	0	0	-	0	-	0
Unknown / Not Stated	0	-	0	0	-	0	-	0
Total Persons	17	-	207	160	-	12	-	53
AUSTRALIA								
Under 15	0	0	0	0	0	0	0	0
15	0	0	2	0	0	0	0	0
16	0	1	27	9	0	0	0	0
17	1	67	612	318	16	14	0	2
18	14	172	1,546	740	67	88	0	31
19	13	327	1,709	862	81	156	0	80
20	5	376	1,717	872	63	168	3	156
21	19	343	1,463	673	65	148	4	210
22	14	296	1,213	555	49	121	7	245
23	14	322	1,129	466	39	117	7	271
24	16	262	992	436	40	140	8	263
25 - 29	73	1,143	4,073	1,708	159	436	19	1,355
30 - 34	43	684	2,624	1,075	73	263	21	1,040
35 - 39	16	414	1,446	551	46	134	13	759
40 - 49	18	339	1,446	511	51	124	25	822
50 - 59	11	82	476	112	4	29	7	270
60 - 69	2	26	167	25	2	6	1	95
70 & over	2	19	83	32	0	22	0	31
Unknown / Not Stated	0	11	5	8	0	2	0	0
Total Persons	261	4,884	20,730	8,953	755	1,968	115	5,630

Note: This Table should be read in conjunction with Explanatory Notes 3, 4 and 12.

TABLE 39 - NUMBER OF PERSONS SERVING ORDERS BY TYPE OF ORDER, ABORIGINALITY AND JURISDICTION

Aboriginality	Pre-Sentence Supervision	Fine Option Order	Probation, Supervised Recognition	Community Service Order	Attendance Centre Order	After- Care Probation	Pre- Release Order	Parole/ Licence
NEW SOUTH WALES								
Aboriginal, Torres St Islander	15	94	660	129	10	88	0	97
Other	121	456	6,827	1,200	233	685	1	1,604
Unknown / Not Stated	69	2,327	1,933	940	120	93	1	219
Total New South Wales	205	2,877	9,420	2,269	363	866	2	1,920
VICTORIA								
Aboriginal, Torres St Islander	-	5	29	45	8	1	1	22
Other	-	186	885	1,879	337	5	76	735
Unknown / Not Stated	-	38	178	312	47	1	36	230
Total Victoria	-	229	1,092	2,236	392	7	113	1,037
QUEENSLAND								
Aboriginal, Torres St Islander	-	85	462	199	-	86	-	55
Other	-	876	4,366	1,307	-	574	-	704
Unknown / Not Stated	-	57	181	84	-	48	-	129
Total Queensland	-	1,018	5,009	1,590	-	708	-	838
WESTERN AUSTRALIA								
Aboriginal, Torres St Islander	-	3	351	173	-	-	-	168
Other	-	28	1,963	711	-	-	-	611
Unknown / Not Stated	-	0	0	0	-	-	-	0
Total Western Australia	-	31	2,314	884	-	-	-	779
SOUTH AUSTRALIA								
Aboriginal, Torres St Islander	6	37	94	130	-	-	-	71
Other	23	292	1,196	868	-	-	-	604
Unknown / Not Stated	9	6	108	116	-	-	-	52
Total South Australia	38	335	1,398	1,114	-	-	-	727
TASMANIA								
Aboriginal, Torres St Islander	-	-	37	28	-	14	-	5
Other	-	-	668	324	-	166	-	58
Unknown / Not Stated	-	-	197	220	-	11	-	14
Total Tasmania	-	-	902	572	-	191	-	77
NORTHERN TERRITORY								
Aboriginal, Torres St Islander	0	111	186	82	-	122	-	92
Other	1	283	202	46	-	62	-	57
Unknown / Not Stated	0	0	0	0	-	0	-	0
Total Northern Territory	1	394	388	128	-	184	-	149
AUSTRALIAN CAPITAL TERRITORY								
Aboriginal, Torres St Islander	1	-	8	5	-	0	-	2
Other	16	-	190	151	-	12	-	51
Unknown / Not Stated	0	-	9	4	-	0	-	0
Total Aust. Cap. Territory	17	-	207	160	-	12	-	53
AUSTRALIA								
Aboriginal, Torres St Islander	22	335	1,827	791	18	311	1	512
Other	161	2,121	16,297	6,486	570	1,504	77	4,474
Unknown / Not Stated	78	2,428	2,606	1,676	167	153	37	644
Total Australia	261	4,884	20,730	8,953	755	1,968	115	5,630

Note: This Table should be read in conjunction with Explanatory Notes 3, 5 and 12.

TABLE 40 - NUMBER OF PERSONS SERVING ORDERS BY TYPE OF ORDER, MOST SERIOUS OFFENCE AND JURISDICTION

Most Serious Offence	Pre-Sentence Supervision	Fine Option Order	Probation, Supervised Recognisance	Community Service Order	Attendance Centre Order	After-Care Probation	Pre-Release Order	Parole/Licence
NEW SOUTH WALES								
Offences against the Person								
Homicide	1	0	31	15	0	7	0	160
Assault	47	328	1,602	294	44	94	0	166
Sexual Offences	2	1	264	34	4	37	0	178
Other Offences against the person	1	2	18	0	0	1	0	28
Robbery & Extortion								
Robbery	5	0	144	16	6	42	0	439
Extortion	0	0	15	0	0	0	0	11
Offences against Property								
Break & Enter	26	50	1,041	179	27	251	0	271
Fraud & Misappropriation	15	70	969	146	16	42	0	113
Receiving	20	115	378	69	13	32	1	23
Other Theft	31	291	1,519	271	65	172	1	56
Property Damage	3	180	315	59	9	13	0	9
Environmental Offences	0	10	2	1	0	0	0	0
Offences against Good Order								
Against Government Security	0	2	5	5	0	0	0	2
Against Justice Procedure	12	205	327	78	10	36	0	22
Prostitution	0	2	9	0	0	0	0	0
Offensive Behaviour	3	289	166	19	3	3	0	4
Unlawful Possession of Weapon	3	50	90	14	2	3	0	10
Other Offences against Good Order	0	93	66	9	0	8	0	4
Drugs Offences								
Possession, Use of Drugs	8	226	507	67	11	13	0	65
Trafficking Drugs	7	9	295	108	10	64	0	269
Manufacturing Drugs	2	79	285	62	4	11	0	38
Traffic Offences								
Driving Offences	14	487	1,016	477	74	27	0	1
Administrative Offences	4	249	324	343	62	8	0	1
Other Traffic Offences	0	69	3	1	1	0	0	0
Other Offences	1	70	29	2	2	2	0	50
Unknown	0	0	0	0	0	0	0	0
Total New South Wales	205	2,877	9,420	2,269	363	866	2	1,920
VICTORIA								
Offences against the Person								
Homicide	-	0	5	3	0	0	7	92
Assault	-	6	117	170	52	0	10	87
Sexual Offences	-	1	100	51	9	0	13	63
Other Offences against the person	-	1	16	22	4	0	2	6
Robbery & Extortion								
Robbery	-	0	13	33	8	0	15	100
Extortion	-	0	0	0	0	0	0	6
Offences against Property								
Break & Enter	-	5	157	451	88	0	10	88
Fraud & Misappropriation	-	9	117	260	42	0	4	41
Receiving	-	8	49	155	18	0	3	14
Other Theft	-	7	231	522	96	0	4	46
Property Damage	-	5	23	60	6	0	0	12
Environmental Offences	-	0	0	1	0	0	0	0
Offences against Good Order								
Against Government Security	-	0	0	0	0	0	0	1
Against Justice Procedure	-	5	12	30	9	0	1	33
Prostitution	-	0	0	1	0	0	0	1
Offensive Behaviour	-	7	11	15	1	0	0	0
Unlawful Possession of Weapon	-	1	8	10	2	0	0	6
Other Offences against Good Order	-	3	13	19	4	0	1	6
Drugs Offences								
Possession, Use of Drugs	-	12	67	88	9	0	3	12
Trafficking Drugs	-	1	6	26	3	0	16	52
Manufacturing Drugs	-	1	9	5	0	0	0	2
Traffic Offences								
Driving Offences	-	44	52	147	17	0	1	3
Administrative Offences	-	22	17	45	5	0	0	5
Other Traffic Offences	-	7	4	6	0	0	0	0
Other Offences	-	61	54	99	14	0	0	7
Unknown	-	23	11	17	5	7	23	354
Total Victoria	-	229	1,092	2,236	392	7	113	1,037

Note: This Table should be read in conjunction with Explanatory Notes 3, 12 and 13.

TABLE 40 - NUMBER OF PERSONS SERVING ORDERS BY TYPE OF ORDER, MOST SERIOUS OFFENCE AND JURISDICTION (continued)

Most Serious Offence	Pre-Sentence Supervision	Fine Option Order	Probation, Supervised Recognition	Community Service Order	Attendance Centre Order	After-Care Probation	Pre-Release Order	Parole/Licence
QUEENSLAND								
Offences against the Person								
Homicide	-	0	6	1	-	0	-	134
Assault	-	19	456	147	-	74	-	53
Sexual Offences	-	2	260	27	-	61	-	129
Other Offences against the person	-	0	34	3	-	2	-	12
Robbery & Extortion								
Robbery	-	1	50	13	-	24	-	157
Extortion	-	0	7	1	-	1	-	1
Offences against Property								
Break & Enter	-	16	1,014	243	-	162	-	103
Fraud & Misappropriation	-	11	356	75	-	33	-	67
Receiving	-	5	226	65	-	7	-	7
Other Theft	-	50	1,353	403	-	115	-	49
Property Damage	-	16	252	102	-	22	-	15
Environmental Offences	-	0	1	2	-	0	-	0
Offences against Good Order								
Against Government Security	-	1	4	2	-	0	-	0
Against Justice Procedure	-	14	52	39	-	14	-	2
Prostitution	-	0	0	0	-	0	-	0
Offensive Behaviour	-	0	0	0	-	0	-	0
Unlawful Possession of Weapon	-	3	85	27	-	10	-	3
Other Offences against Good Order	-	31	79	34	-	9	-	4
Drugs Offences								
Possession, Use of Drugs	-	136	404	145	-	43	-	22
Trafficking Drugs	-	10	91	15	-	34	-	55
Manufacturing Drugs	-	14	62	12	-	11	-	28
Traffic Offences								
Driving Offences	-	593	133	120	-	64	-	29
Administrative Offences	-	94	63	111	-	20	-	3
Other Traffic Offences	-	0	4	1	-	1	-	1
Other Offences	-	1	15	1	-	1	-	4
Unknown	-	1	2	1	-	0	-	0
Total Queensland	-	1,018	5,009	1,590	-	708	-	838
WESTERN AUSTRALIA								
Offences against the Person								
Homicide	-	0	7	4	-	-	-	36
Assault	-	2	230	68	-	-	-	68
Sexual Offences	-	0	120	15	-	-	-	109
Other Offences against the person	-	0	13	7	-	-	-	4
Robbery & Extortion								
Robbery	-	0	44	17	-	-	-	91
Extortion	-	0	1	0	-	-	-	5
Offences against Property								
Break & Enter	-	0	617	206	-	-	-	193
Fraud & Misappropriation	-	1	317	115	-	-	-	52
Receiving	-	0	106	42	-	-	-	6
Other Theft	-	1	363	123	-	-	-	38
Property Damage	-	1	60	21	-	-	-	11
Environmental Offences	-	0	2	0	-	-	-	0
Offences against Good Order								
Against Government Security	-	0	1	1	-	-	-	0
Against Justice Procedure	-	3	87	42	-	-	-	11
Prostitution	-	0	0	0	-	-	-	0
Offensive Behaviour	-	0	0	0	-	-	-	0
Unlawful Possession of Weapon	-	0	14	6	-	-	-	2
Other Offences against Good Order	-	1	47	19	-	-	-	2
Drugs Offences								
Possession, Use of Drugs	-	1	66	36	-	-	-	18
Trafficking Drugs	-	1	41	9	-	-	-	82
Manufacturing Drugs	-	0	23	8	-	-	-	15
Traffic Offences								
Driving Offences	-	12	85	114	-	-	-	20
Administrative Offences	-	1	12	11	-	-	-	2
Other Traffic Offences	-	3	7	4	-	-	-	0
Other Offences	-	0	46	13	-	-	-	13
Unknown	-	4	5	3	-	-	-	1
Total Western Australia	-	31	2,314	884	-	-	-	779

Note: This Table should be read in conjunction with Explanatory Notes 3, 12 and 13.

TABLE 40 - NUMBER OF PERSONS SERVING ORDERS BY TYPE OF ORDER, MOST SERIOUS OFFENCE AND JURISDICTION (continued)

Most Serious Offence	Pre-Sentence Supervision	Fine Option Order	Probation, Supervised Recognisance	Community Service Order	Attendance Centre Order	After-Care Probation	Pre-Release Order	Parole/Licence
SOUTH AUSTRALIA								
Offences against the Person								
Homicide	0	0	5	1	-	-	-	54
Assault	7	12	178	146	-	-	-	56
Sexual Offences	3	0	75	4	-	-	-	96
Other Offences against the person	4	1	19	4	-	-	-	11
Robbery & Extortion								
Robbery	1	0	25	4	-	-	-	80
Extortion	1	0	1	0	-	-	-	2
Offences against Property								
Break & Enter	9	10	165	130	-	-	-	138
Fraud & Misappropriation	2	6	190	102	-	-	-	34
Receiving	0	9	64	61	-	-	-	19
Other Theft	3	18	302	178	-	-	-	46
Property Damage	0	3	46	44	-	-	-	11
Environmental Offences	0	2	0	1	-	-	-	1
Offences against Good Order								
Against Government Security	0	0	15	6	-	-	-	0
Against Justice Procedure	1	38	72	67	-	-	-	16
Prostitution	0	1	6	1	-	-	-	0
Offensive Behaviour	0	0	0	0	-	-	-	0
Unlawful Possession of Weapon	0	1	4	3	-	-	-	0
Other Offences against Good Order	0	5	8	7	-	-	-	0
Drugs Offences								
Possession, Use of Drugs	0	14	18	7	-	-	-	23
Trafficking Drugs	0	0	19	4	-	-	-	33
Manufacturing Drugs	0	1	14	2	-	-	-	15
Traffic Offences								
Driving Offences	0	100	18	37	-	-	-	0
Administrative Offences	0	34	50	161	-	-	-	9
Other Traffic Offences	0	67	12	22	-	-	-	2
Other Offences	0	13	32	27	-	-	-	11
Unknown	7	0	60	95	-	-	-	70
Total South Australia	38	335	1,398	1,114	-	-	-	727
TASMANIA								
Offences against the Person								
Homicide	-	-	0	0	-	0	-	19
Assault	-	-	65	50	-	11	-	10
Sexual Offences	-	-	16	0	-	6	-	10
Other Offences against the person	-	-	1	0	-	0	-	0
Robbery & Extortion								
Robbery	-	-	8	2	-	7	-	8
Extortion	-	-	0	0	-	1	-	0
Offences against Property								
Break & Enter	-	-	174	86	-	36	-	13
Fraud & Misappropriation	-	-	49	11	-	9	-	5
Receiving	-	-	26	8	-	0	-	0
Other Theft	-	-	214	104	-	45	-	5
Property Damage	-	-	48	20	-	4	-	1
Environmental Offences	-	-	0	0	-	0	-	0
Offences against Good Order								
Against Government Security	-	-	0	0	-	0	-	1
Against Justice Procedure	-	-	27	32	-	10	-	0
Prostitution	-	-	0	0	-	0	-	0
Offensive Behaviour	-	-	33	10	-	1	-	0
Unlawful Possession of Weapon	-	-	3	1	-	0	-	0
Other Offences against Good Order	-	-	15	10	-	0	-	0
Drugs Offences								
Possession, Use of Drugs	-	-	24	18	-	2	-	0
Trafficking Drugs	-	-	5	3	-	1	-	0
Manufacturing Drugs	-	-	6	6	-	1	-	0
Traffic Offences								
Driving Offences	-	-	135	148	-	44	-	4
Administrative Offences	-	-	47	44	-	9	-	1
Other Traffic Offences	-	-	2	1	-	0	-	0
Other Offences	-	-	4	18	-	0	-	0
Unknown	-	-	0	0	-	4	-	0
Total Tasmania	-	-	902	572	-	191	-	77

Note: This Table should be read in conjunction with Explanatory Notes 3, 12 and 13.

TABLE 40 - NUMBER OF PERSONS SERVING ORDERS BY TYPE OF ORDER, MOST SERIOUS OFFENCE AND JURISDICTION (continued)

Most Serious Offence	Pre-Sentence Supervision	Fine Option Order	Probation, Supervised Recognition	Community Service Order	Attendance Centre Order	After- Care Probation	Pre- Release Order	Parole/ Licence
NORTHERN TERRITORY								
Offences against the Person								
Homicide	0	0	0	0	-	4	-	27
Assault	0	62	16	11	-	41	-	32
Sexual Offences	0	18	2	0	-	14	-	32
Other Offences against the person	0	3	0	0	-	1	-	1
Robbery & Extortion								
Robbery	0	1	0	0	-	0	-	9
Extortion	0	0	0	0	-	0	-	1
Offences against Property								
Break & Enter	0	74	33	9	-	37	-	19
Fraud & Misappropriation	0	15	5	0	-	3	-	2
Receiving	0	3	2	5	-	0	-	0
Other Theft	0	66	23	10	-	27	-	11
Property Damage	0	15	12	7	-	4	-	1
Environmental Offences	0	0	0	0	-	0	-	0
Offences against Good Order								
Against Government Security	0	0	0	0	-	0	-	0
Against Justice Procedure	0	10	4	8	-	5	-	6
Prostitution	0	1	0	0	-	0	-	0
Offensive Behaviour	0	2	6	4	-	1	-	0
Unlawful Possession of Weapon	0	1	2	3	-	1	-	0
Other Offences against Good Order	0	4	4	14	-	2	-	0
Drugs Offences								
Possession, Use of Drugs	0	5	1	14	-	2	-	0
Trafficking Drugs	0	12	0	0	-	3	-	2
Manufacturing Drugs	0	1	0	0	-	1	-	2
Traffic Offences								
Driving Offences	0	79	12	222	-	24	-	3
Administrative Offences	0	3	1	53	-	4	-	0
Other Traffic Offences	0	10	3	22	-	9	-	1
Other Offences	1	3	2	12	-	1	-	0
Unknown	0	0	0	0	-	0	-	0
Total Northern Territory	1	388	128	394	-	184	-	149
AUSTRALIAN CAPITAL TERRITORY								
Offences against the Person								
Homicide	0	-	0	0	-	0	-	4
Assault	2	-	24	8	-	1	-	8
Sexual Offences	1	-	8	3	-	1	-	8
Other Offences against the person	0	-	1	0	-	0	-	1
Robbery & Extortion								
Robbery	0	-	3	1	-	1	-	10
Extortion	0	-	2	1	-	0	-	1
Offences against Property								
Break & Enter	1	-	28	15	-	3	-	7
Fraud & Misappropriation	2	-	11	12	-	1	-	5
Receiving	1	-	4	3	-	0	-	2
Other Theft	0	-	37	17	-	0	-	1
Property Damage	1	-	5	5	-	0	-	0
Environmental Offences	0	-	0	0	-	0	-	0
Offences against Good Order								
Against Government Security	0	-	0	0	-	0	-	0
Against Justice Procedure	2	-	10	9	-	0	-	0
Prostitution	0	-	0	0	-	0	-	0
Offensive Behaviour	0	-	0	0	-	0	-	0
Unlawful Possession of Weapon	0	-	1	0	-	0	-	0
Other Offences against Good Order	1	-	3	1	-	0	-	0
Drugs Offences								
Possession, Use of Drugs	0	-	8	3	-	0	-	0
Trafficking Drugs	0	-	11	4	-	1	-	4
Manufacturing Drugs	0	-	1	0	-	0	-	1
Traffic Offences								
Driving Offences	4	-	38	41	-	4	-	0
Administrative Offences	1	-	8	21	-	0	-	0
Other Traffic Offences	0	-	1	0	-	0	-	0
Other Offences	1	-	3	16	-	0	-	1
Unknown	0	-	0	0	-	0	-	0
Total Australian Capital Territory	17	-	207	160	-	12	-	53

Note: This Table should be read in conjunction with Explanatory Notes 3, 12 and 13.

TABLE 40 - NUMBER OF PERSONS SERVING ORDERS BY TYPE OF ORDER, MOST SERIOUS OFFENCE AND JURISDICTION (continued)

Most Serious Offence	Pre-Sentence Supervision	Fine Option Order	Probation, Supervised Recognisance	Community Service Order	Attendance Centre Order	After- Care Probation	Pre- Release Order	Parole/ Licence
AUSTRALIA								
Offences against the Person								
Homicide	1	0	54	24	0	11	7	526
Assault	56	429	2,688	894	96	221	10	480
Sexual Offences	6	22	845	134	13	119	13	625
Other Offences against the person	5	7	102	36	4	4	2	63
Robbery & Extortion								
Robbery	6	2	287	86	14	74	15	894
Extortion	1	0	26	2	0	2	0	27
Offences against Property								
Break & Enter	36	155	3,229	1,319	115	489	10	832
Fraud & Misappropriation	19	112	2,014	721	58	88	4	319
Receiving	21	140	855	408	31	39	4	71
Other Theft	34	433	4,042	1,628	161	359	5	252
Property Damage	4	220	761	318	15	43	0	60
Environmental Offences	0	12	5	5	0	0	0	1
Offences against Good Order								
Against Government Security	0	3	25	14	0	0	0	4
Against Justice Procedure	15	275	591	305	19	65	1	90
Prostitution	0	4	15	2	0	0	0	1
Offensive Behaviour	3	298	216	48	4	5	0	4
Unlawful Possession of Weapon	3	56	207	64	4	14	0	21
Other Offences against Good Order	1	137	235	113	4	19	1	16
Drugs Offences								
Possession, Use of Drugs	8	394	1,095	378	20	60	3	140
Trafficking Drugs	7	33	468	169	13	103	16	507
Manufacturing Drugs	2	96	400	95	4	24	0	101
Traffic Offences								
Driving Offences	18	1,315	1,489	1,306	91	163	1	60
Administrative Offences	5	403	522	789	67	41	0	21
Other Traffic Offences	0	156	36	57	1	10	0	4
Other Offences	3	148	185	188	16	4	0	86
Unknown	7	28	78	116	5	11	23	425
Total Australia	261	4,878	20,470	9,219	755	1,968	115	5,630

Note: This Table should be read in conjunction with Explanatory Notes 3, 12 and 13.

TABLE 41 - MEDIAN DURATION OF ORDER BY TYPE OF ORDER, MOST SERIOUS OFFENCE AND JURISDICTION

Most Serious Offence	Pre-Sentence Supervision	Fine Option Order*	Probation, Supervised Recognition	Community Service Order*	Attendance Centre Order	After-Care Probation	Pre-Release Order	Parole/Licence
NEW SOUTH WALES								
Offences against the Person								
Homicide	15.0	-	48.0	300.0	-	16.0	-	36.0
Assault	6.0	32.0	36.0	125.0	12.0	9.0	-	34.0
Sexual Offences	4.0	80.0	36.0	300.0	12.0	19.0	-	32.0
Other Offences against the person	-	38.0	36.0	-	-	35.0	-	31.0
Robbery & Extortion								
Robbery	11.0	-	36.0	275.0	12.0	17.0	-	36.0
Extortion	-	-	36.0	-	-	-	-	36.0
Offences against Property								
Break & Enter	7.0	40.0	36.0	200.0	12.0	11.0	-	30.0
Fraud & Misappropriation	4.5	32.0	36.0	190.0	12.0	12.5	7.0	30.0
Receiving	5.0	32.0	36.0	150.0	12.0	11.0	2.0	29.0
Other Theft	6.0	24.0	36.0	150.0	12.0	8.0	-	26.5
Property Damage	-	24.0	36.0	150.0	12.0	8.0	-	18.0
Environmental Offences	-	34.0	42.0	200.0	-	-	-	-
Offences against Good Order								
Against Government Security	-	36.0	36.0	150.0	-	-	-	11.5
Against Justice Procedure	4.0	24.0	24.0	100.0	12.0	10.5	-	34.5
Prostitution	-	22.0	36.0	-	-	-	-	-
Offensive Behaviour	4.5	16.0	24.0	100.0	12.0	5.0	-	64.0
Unlawful Possession of Weapon	4.5	24.0	24.0	112.5	12.0	4.0	-	25.0
Other Offences against Good Order	-	16.0	33.0	150.0	-	9.5	-	18.0
Drugs Offences								
Possession, Use of Drugs	4.0	24.0	36.0	100.0	12.0	8.0	-	43.0
Trafficking Drugs	6.0	40.0	36.0	200.0	12.0	12.0	-	36.0
Manufacturing Drugs	6.0	24.0	36.0	200.0	12.0	9.0	-	24.0
Traffic Offences								
Driving Offences	7.0	36.0	36.0	120.0	12.0	6.0	-	24.0
Administrative Offences	4.0	20.0	36.0	100.0	12.0	10.0	-	36.0
Other Traffic Offences	-	8.0	24.0	70.0	12.0	-	-	-
Other Offences	-	20.0	36.0	100.0	12.0	42.0	-	64.5
Unknown	-	-	-	-	-	-	-	-
Total New South Wales	6.0	24.0	36.0	125.0	12.0	11.0	4.5	36.0
VICTORIA								
Offences against the Person								
Homicide	-	-	60.0	154.0	-	-	6.0	36.0
Assault	-	31.0	18.0	150.0	185.0	-	6.0	21.0
Sexual Offences	-	20.0	24.0	200.0	170.0	-	6.0	22.0
Other Offences against the person	-	250.0	24.0	200.0	215.0	-	6.0	30.0
Robbery & Extortion								
Robbery	-	-	36.0	250.0	290.0	-	6.0	24.0
Extortion	-	-	-	-	-	-	-	19.5
Offences against Property								
Break & Enter	-	50.0	24.0	150.0	200.0	-	6.0	18.0
Fraud & Misappropriation	-	35.0	18.0	200.0	200.0	-	6.0	15.0
Receiving	-	37.5	17.0	150.0	190.0	-	6.0	12.0
Other Theft	-	10.0	15.0	150.0	150.0	-	6.0	14.0
Property Damage	-	40.0	24.0	175.0	235.0	-	-	19.0
Environmental Offences	-	-	-	200.0	-	-	-	-
Offences against Good Order								
Against Government Security	-	-	-	-	-	-	-	18.0
Against Justice Procedure	-	40.0	12.0	150.0	242.0	-	6.0	23.0
Prostitution	-	-	-	8.0	-	-	-	39.0
Offensive Behaviour	-	30.0	12.0	100.0	50.0	-	-	-
Unlawful Possession of Weapon	-	120.0	24.0	80.0	100.0	-	-	12.0
Other Offences against Good Order	-	10.0	12.0	150.0	125.0	-	6.0	24.0
Drugs Offences								
Possession, Use of Drugs	-	45.0	18.0	150.0	200.0	-	8.0	16.5
Trafficking Drugs	-	50.0	24.0	215.0	350.0	-	6.0	20.0
Manufacturing Drugs	-	13.0	36.0	200.0	-	-	-	30.0
Traffic Offences								
Driving Offences	-	40.0	24.0	200.0	218.0	-	6.0	12.0
Administrative Offences	-	35.0	18.0	200.0	250.0	-	-	18.0
Other Traffic Offences	-	18.0	24.0	200.0	-	-	-	-
Other Offences	-	40.0	21.0	150.0	200.0	-	-	18.0
Unknown	-	30.0	18.0	100.0	280.0	2.0	6.0	20.0
Total Victoria	-	40.0	18.0	150.0	200.0	2.0	6.0	22.0

Note: This Table should be read in conjunction with Explanatory Notes 3, 12, 13, and 16.

* Median duration for all Orders are given in months, except for Fine Option and Community Service Orders which are given in hours.

TABLE 41 - MEDIAN DURATION OF ORDER BY TYPE OF ORDER, MOST SERIOUS OFFENCE AND JURISDICTION (continued)

Most Serious Offence	Pre-Sentence Supervision	Fine Option Order*	Probation, Supervised Recognisance	Community Service Order*	Attendance Centre Order	After-Care Probation	Pre-Release Order	Parole/Licence
QUEENSLAND								
Offences against the Person								
Homicide	-	-	36.0	150.0	-	-	44.5	-
Assault	-	70.0	24.0	120.0	-	24.0	24.0	-
Sexual Offences	-	124.0	24.0	150.0	-	36.0	29.0	-
Other Offences against the person	-	-	24.0	150.0	-	30.0	30.0	-
Robbery & Extortion								
Robbery	-	180.0	36.0	200.0	-	36.0	42.0	-
Extortion	-	-	36.0	200.0	-	36.0	9.0	-
Offences against Property								
Break & Enter	-	95.0	24.0	140.0	-	36.0	24.0	-
Fraud & Misappropriation	-	80.0	24.0	150.0	-	36.0	24.0	-
Receiving	-	80.0	24.0	100.0	-	36.0	27.0	-
Other Theft	-	60.0	18.0	120.0	-	30.0	18.0	-
Property Damage	-	40.0	18.0	120.0	-	36.0	24.0	-
Environmental Offences	-	-	24.0	70.0	-	-	-	-
Offences against Good Order								
Against Government Security	-	130.0	30.0	150.0	-	-	-	-
Against Justice Procedure	-	31.0	24.0	150.0	-	36.0	15.0	-
Prostitution	-	-	-	-	-	-	-	-
Offensive Behaviour	-	-	-	-	-	-	-	-
Unlawful Possession of Weapon	-	60.0	24.0	100.0	-	24.0	15.0	-
Other Offences against Good Order	-	40.0	24.0	100.0	-	24.0	33.0	-
Drugs Offences								
Possession, Use of Drugs	-	100.0	18.0	120.0	-	24.0	17.0	-
Trafficking Drugs	-	185.0	33.0	240.0	-	24.0	28.0	-
Manufacturing Drugs	-	177.5	24.0	150.0	-	24.0	34.0	-
Traffic Offences								
Driving Offences	-	150.0	24.0	240.0	-	24.0	17.0	-
Administrative Offences	-	152.5	24.0	240.0	-	36.0	4.0	-
Other Traffic Offences	-	-	15.0	60.0	-	24.0	9.0	-
Other Offences	-	300.0	24.0	240.0	-	24.0	16.5	-
Unknown	-	150.0	22.5	80.0	-	-	-	-
Total Queensland	-	130.0	24.0	150.0	-	30.0	30.0	-
WESTERN AUSTRALIA								
Offences against the Person								
Homicide	-	-	36.0	220.0	-	-	-	24.0
Assault	-	105.0	18.0	100.0	-	-	-	20.0
Sexual Offences	-	-	24.0	100.0	-	-	-	24.0
Other Offences against the person	-	-	24.0	200.0	-	-	-	19.0
Robbery & Extortion								
Robbery	-	-	24.0	200.0	-	-	-	24.0
Extortion	-	-	24.0	-	-	-	-	24.0
Offences against Property								
Break & Enter	-	-	24.0	150.0	-	-	-	19.0
Fraud & Misappropriation	-	98.0	24.0	180.0	-	-	-	16.5
Receiving	-	-	19.0	120.0	-	-	-	16.5
Other Theft	-	196.0	18.0	120.0	-	-	-	17.5
Property Damage	-	70.0	18.0	100.0	-	-	-	24.0
Environmental Offences	-	-	15.0	-	-	-	-	-
Offences against Good Order								
Against Government Security	-	-	24.0	100.0	-	-	-	-
Against Justice Procedure	-	42.0	18.0	120.0	-	-	-	17.0
Prostitution	-	-	-	-	-	-	-	-
Offensive Behaviour	-	-	-	-	-	-	-	-
Unlawful Possession of Weapon	-	-	18.0	75.0	-	-	-	21.0
Other Offences against Good Order	-	126.0	12.0	100.0	-	-	-	15.0
Drugs Offences								
Possession, Use of Drugs	-	56.0	18.0	100.0	-	-	-	24.0
Trafficking Drugs	-	84.0	24.0	110.0	-	-	-	24.0
Manufacturing Drugs	-	-	18.0	110.0	-	-	-	24.0
Traffic Offences								
Driving Offences	-	53.0	18.0	120.0	-	-	-	10.5
Administrative Offences	-	169.0	12.0	120.0	-	-	-	6.5
Other Traffic Offences	-	14.0	12.0	125.0	-	-	-	-
Other Offences	-	-	24.0	200.0	-	-	-	13.0
Unknown	-	35.0	12.0	45.0	-	-	-	36.0
Total Western Australia	-	56.0	24.0	135.0	-	-	-	24.0

Note: This Table should be read in conjunction with Explanatory Notes 3, 12, 13, and 16.

* Median duration for all Orders is given in months, except for Fine Option and Community Service Orders which are given in hours.

TABLE 41 - MEDIAN DURATION OF ORDER BY TYPE OF ORDER, MOST SERIOUS OFFENCE AND JURISDICTION (continued)

Most Serious Offence	Pre-Sentence Supervision	Fine Option Order*	Probation, Supervised Recognisance	Community Service Order*	Attendance Centre Order	After-Care Probation	Pre-Release Order	Parole/Licence
SOUTH AUSTRALIA								
Offences against the Person								
Homicide	-	-	36.0	200.0	-	-	-	48.0
Assault	2.0	60.0	24.0	136.0	-	-	-	23.0
Sexual Offences	5.0	-	36.0	150.0	-	-	-	36.0
Other Offences against the person	1.5	16.0	24.0	115.0	-	-	-	28.0
Robbery & Extortion								
Robbery	1.0	-	36.0	116.0	-	-	-	40.0
Extortion	4.0	-	36.0	-	-	-	-	46.0
Offences against Property								
Break & Enter	2.0	56.0	24.0	150.0	-	-	-	20.5
Fraud & Misappropriation	3.5	28.0	24.0	155.0	-	-	-	20.5
Receiving	-	40.0	24.0	120.0	-	-	-	19.0
Other Theft	1.0	40.0	24.0	120.0	-	-	-	16.5
Property Damage	-	32.0	24.0	100.0	-	-	-	36.0
Environmental Offences	-	88.0	-	-	-	-	-	36.0
Offences against Good Order								
Against Government Security	-	-	24.0	120.0	-	-	-	-
Against Justice Procedure	3.0	40.0	24.0	80.0	-	-	-	15.0
Prostitution	-	24.0	24.0	140.0	-	-	-	-
Offensive Behaviour	-	-	-	-	-	-	-	-
Unlawful Possession of Weapon	-	16.0	18.0	100.0	-	-	-	-
Other Offences against Good Order	-	40.0	24.0	100.0	-	-	-	-
Drugs Offences								
Possession, Use of Drugs	-	32.0	27.0	100.0	-	-	-	28.0
Trafficking Drugs	-	-	24.0	180.0	-	-	-	29.0
Manufacturing Drugs	-	72.0	30.0	125.0	-	-	-	24.0
Traffic Offences								
Driving Offences	-	56.0	24.0	80.0	-	-	-	-
Administrative Offences	-	36.0	24.0	120.0	-	-	-	17.0
Other Traffic Offences	-	40.0	18.0	98.0	-	-	-	16.5
Other Offences	-	32.0	18.0	120.0	-	-	-	33.0
Unknown	4.0	-	18.0	-	-	-	-	43.0
Total South Australia	2.0	48.0	24.0	120.0	-	-	-	28.0
TASMANIA								
Offences against the Person								
Homicide	-	-	-	-	-	-	-	17.0
Assault	-	-	12.0	105.0	-	24.0	-	12.0
Sexual Offences	-	-	18.0	-	-	18.0	-	21.0
Other Offences against the person	-	-	18.0	-	-	-	-	-
Robbery & Extortion								
Robbery	-	-	24.0	54.5	-	24.0	-	13.0
Extortion	-	-	-	-	-	12.0	-	-
Offences against Property								
Break & Enter	-	-	18.0	112.0	-	18.0	-	12.0
Fraud & Misappropriation	-	-	24.0	120.0	-	24.0	-	9.0
Receiving	-	-	15.0	147.0	-	-	-	-
Other Theft	-	-	12.0	105.0	-	24.0	-	12.0
Property Damage	-	-	12.0	78.5	-	12.0	-	12.0
Environmental Offences	-	-	-	-	-	-	-	-
Offences against Good Order								
Against Government Security	-	-	-	-	-	-	-	65.0
Against Justice Procedure	-	-	12.0	90.0	-	12.0	-	-
Prostitution	-	-	-	-	-	-	-	-
Offensive Behaviour	-	-	12.0	73.5	-	24.0	-	-
Unlawful Possession of Weapon	-	-	18.0	100.0	-	-	-	-
Other Offences against Good Order	-	-	12.0	52.5	-	-	-	-
Drugs Offences								
Possession, Use of Drugs	-	-	12.0	98.0	-	24.0	-	-
Trafficking Drugs	-	-	24.0	140.0	-	18.0	-	-
Manufacturing Drugs	-	-	18.0	104.0	-	12.0	-	-
Traffic Offences								
Driving Offences	-	-	12.0	105.0	-	18.0	-	6.0
Administrative Offences	-	-	12.0	116.0	-	12.0	-	11.0
Other Traffic Offences	-	-	21.0	56.0	-	-	-	-
Other Offences	-	-	12.0	77.0	-	18.0	-	-
Unknown	-	-	-	-	-	-	-	-
Total Tasmania	-	-	12.0	105.0	-	18.0	-	12.0

Note: This Table should be read in conjunction with Explanatory Notes 3, 12, 13, and 16.


* Median duration for all Orders is given in months, except for Fine Option and Community Service Orders which are given in hours.

TABLE 41 - MEDIAN DURATION OF ORDER BY TYPE OF ORDER, MOST SERIOUS OFFENCE AND JURISDICTION (continued)

Most Serious Offence	Pre-Sentence Supervision	Fine Option Order*	Probation, Supervised Recognisance	Community Service Order*	Attendance Centre Order	After-Care Probation	Pre-Release Order	Parole/Licence
NORTHERN TERRITORY								
Offences against the Person								
Homicide	-	-	-	-	-	36.0	-	48.0
Assault	-	72.0	18.0	112.0	-	12.0	-	18.0
Sexual Offences	-	-	36.0	220.0	-	24.0	-	36.0
Other Offences against the person	-	-	18.0	-	-	36.0	-	42.0
Robbery & Extortion								
Robbery	-	-	36.0	-	-	-	-	42.0
Extortion	-	-	-	-	-	-	-	42.0
Offences against Property								
Break & Enter	-	48.0	12.0	116.0	-	18.0	-	10.0
Fraud & Misappropriation	-	-	18.0	168.0	-	24.0	-	10.5
Receiving	-	48.0	12.0	104.0	-	-	-	-
Other Theft	-	24.0	12.0	96.0	-	18.0	-	12.0
Property Damage	-	40.0	12.0	116.0	-	15.0	-	24.0
Environmental Offences	-	-	-	-	-	-	-	-
Offences against Good Order								
Against Government Security	-	-	-	-	-	-	-	-
Against Justice Procedure	-	24.0	15.0	88.0	-	12.0	-	13.0
Prostitution	-	-	12.0	-	-	-	-	-
Offensive Behaviour	-	24.0	18.0	40.0	-	24.0	-	-
Unlawful Possession of Weapon	-	80.0	24.0	72.0	-	12.0	-	-
Other Offences against Good Order	-	32.0	12.0	65.0	-	18.0	-	-
Drugs Offences								
Possession, Use of Drugs	-	56.0	24.0	160.0	-	30.0	-	-
Trafficking Drugs	-	-	24.0	-	-	36.0	-	30.0
Manufacturing Drugs	-	-	24.0	-	-	24.0	-	33.0
Traffic Offences								
Driving Offences	-	48.0	18.0	84.0	-	24.0	-	10.0
Administrative Offences	-	56.0	12.0	16.0	-	12.0	-	-
Other Traffic Offences	-	20.0	15.0	32.0	-	12.0	-	9.0
Other Offences	1.0	24.0	18.0	80.0	-	36.0	-	-
Unknown	-	-	-	-	-	-	-	-
Total Northern Territory	1.0	48.0	18.0	100.0	-	22.5	-	24.0
AUSTRALIAN CAPITAL TERRITORY								
Offences against the Person								
Homicide	-	-	-	-	-	-	-	59.5
Assault	2.5	-	24.0	208.0	-	9.0	-	23.0
Sexual Offences	6.0	-	24.0	208.0	-	71.0	-	41.0
Other Offences against the person	-	-	18.0	-	-	-	-	29.0
Robbery & Extortion								
Robbery	-	-	36.0	208.0	-	36.0	-	36.0
Extortion	-	-	36.5	208.0	-	-	-	19.0
Offences against Property								
Break & Enter	6.0	-	24.0	208.0	-	30.0	-	17.0
Fraud & Misappropriation	6.0	-	24.0	208.0	-	24.0	-	18.0
Receiving	3.0	-	24.0	208.0	-	-	-	24.5
Other Theft	-	-	12.0	208.0	-	-	-	15.0
Property Damage	-	-	12.0	208.0	-	-	-	-
Environmental Offences	-	-	-	-	-	-	-	-
Offences against Good Order								
Against Government Security	-	-	-	-	-	-	-	-
Against Justice Procedure	8.0	-	18.0	160.0	-	-	-	-
Prostitution	-	-	-	-	-	-	-	-
Offensive Behaviour	-	-	-	-	-	-	-	-
Unlawful Possession of Weapon	-	-	24.0	-	-	-	-	-
Other Offences against Good Order	3.0	-	12.0	128.0	-	-	-	-
Drugs Offences								
Possession, Use of Drugs	-	-	24.0	156.0	-	-	-	-
Trafficking Drugs	-	-	24.0	208.0	-	36.0	-	24.5
Manufacturing Drugs	-	-	36.0	-	-	-	-	8.0
Traffic Offences								
Driving Offences	6.0	-	24.0	208.0	-	18.0	-	-
Administrative Offences	6.0	-	12.0	208.0	-	-	-	-
Other Traffic Offences	-	-	24.0	-	-	-	-	-
Other Offences	6.0	-	36.0	184.0	-	-	-	-
Unknown	-	-	-	-	-	-	-	12.0
Total Australian Capital Territory	6.0	-	24.0	208.0	-	24.0	-	29.0

Note: This Table should be read in conjunction with Explanatory Notes 3, 12, 13, and 16.

* Median duration for all Orders is given in months, except for Fine Option and Community Service Orders which are given in hours.



APPENDIX 1

NATIONAL CENSUS OF COMMUNITY BASED CORRECTIONS - JUNE 1989
DATA COLLECTION FORM

Sequence Number

--	--	--	--	--	--

PART 1 - GENERAL INFORMATION

A State/Territory of Supervision

The state in which the person is supervised

Code: 1 - NSW 2 - VIC 3 - QLD 4 - WA 5 - SA 6 - TAS 7 - NT 8 - ACT

1

☐

B State/Territory of Sentence

The state in which the initial supervision order was imposed for this episode

Code: 1 - NSW 2 - VIC 3 - QLD 4 - WA 5 - SA 6 - TAS 7 - NT 8 - ACT

2

☐

C Unique Personal Identifier

A number (up to 8 digits), unique to each person within the state,
as employed for normal administration purposes.

3	4	5	6	7	8	9	10

D Sex

Code: 1 - Male
2 - Female

11

☐

E Date of Birth

The day, month and year of birth

Note: If the day or month of birth is unknown, code 99
If the exact year is unknown use best estimate.

12	13	14	15	16	17
d	d	m	m	y	y

F Aboriginality

The racial origin group to which the person considers him/herself to belong

Code: 1 - Aboriginal or Torres Strait Islander 9 - Unknown/Not Stated
2 - Non-Aboriginal or Torres Strait Islander

18

☐

G State/Country of Birth

The person's state or country of birth

Code: 01 - NSW	11 - New Zealand	41 - UK and Ireland	61 - Africa (incl. Libya, Egypt)
02 - VIC	12 - Papua New Guinea	42 - Greece	62 - Lebanon
03 - QLD	13 - Other Oceania	43 - Italy	63 - Turkey
04 - WA		44 - Yugoslavia	64 - Other Middle East
05 - SA	21 - Vietnam	45 - Other West Europe	
06 - TAS	22 - Other Indo China	46 - East Europe	
07 - NT			99 - Unknown/Not Stated
08 - ACT	31 - Other Asia	51 - USA	
09 - Australia unspecified		52 - Canada	
		53 - Other Americas	

See Part 1 of Coding Manual for full list of countries and their codes

19	20

H Location of Current Address

If last known address was within the reporting state then the LGA code should be used.

See Part 2 of Coding Manual for LGA code list. Otherwise code to state level only as follows:

Code: 901 - NSW	904 - WA	907 - NT	910 - No Fixed Abode
902 - VIC	905 - SA	908 - ACT	999 - Unknown/Not Stated
903 - QLD	906 - TAS	909 - Overseas	

21	22	23

I Current Marital Status

The person's actual (not necessarily legal) marital status

Code: 1 - Never Married 3 - Separated (not divorced) 5 - Widowed
2 - Married (including defacto) 4 - Divorced 9 - Unknown/Not Stated

24

☐

J Current Employment Status

Code: 1 - Employed (wage and salary earner or self-employed) 3 - Home Duties 6 - Other
2 - Unemployed - seeking work 4 - Student 9 - Unknown/Not Stated
5 - Pensioner

25

☐

K Highest Level of Education Attained

Code: 1 - Tertiary (degree, diploma) 4 - Completed secondary (certificate level) 7 - No formal schooling
2 - Technical & Trade (e.g apprenticeship) 5 - Part secondary 9 - Unknown/Not Stated
3 - Post secondary undefined 6 - Primary only

26

☐

L Known Prior Adult Correctional Experience

Is the person known to have previously been under any form of adult supervision?

Code: 1 - Supervised order 3 - Both 9 - Unknown/Not Stated
2 - Imprisonment under sentence 4 - Neither

27

☐

Questions M to R are overleaf:

PART II - ORDERS CURRENTLY APPLYING TO THIS PERSON

The required reporting frequency and duration of ALL orders currently applying to this person, coded as follows:

Code Frequencies: 1 - More than once weekly 4 - Monthly 7 - Awaiting allocation
2 - Weekly 5 - Less than once a month 9 - Unknown
3 - Fortnightly 6 - Supervision suspended

Code Durations: Nearest whole number of hours or months (as appropriate) of supervision on each particular type of order. Leave blanks if no order of that type is being served.
Enter 888 if duration is indefinite (e.g. release on license after life sentence).
Enter 999 if duration is unknown.

M1 Orders Not Including Imprisonment:	Reporting frequency	Total duration of this type of order	Most Serious Offence For this type of order (See part 3 of Coding Manual)
Probation/Supervised recognisance	28 <input type="text"/>	MONTHS: 29 <input type="text"/> 30 <input type="text"/>	31 <input type="text"/> 32 <input type="text"/> 33 <input type="text"/>
Attendance centre	(not applicable)	MONTHS: 34 <input type="text"/> 35 <input type="text"/>	36 <input type="text"/> 37 <input type="text"/> 38 <input type="text"/>
Community service/Work order	39 <input type="text"/>	HOURS: 40 <input type="text"/> 41 <input type="text"/> 42 <input type="text"/>	43 <input type="text"/> 44 <input type="text"/> 45 <input type="text"/>
Fine option order	46 <input type="text"/>	HOURS: 47 <input type="text"/> 48 <input type="text"/> 49 <input type="text"/>	50 <input type="text"/> 51 <input type="text"/> 52 <input type="text"/>
Pre-sentence supervision orders (e.g. bail)	53 <input type="text"/>	MONTHS: 54 <input type="text"/> 55 <input type="text"/>	56 <input type="text"/> 57 <input type="text"/> 58 <input type="text"/>
Other orders not including imprisonment (Specify)	59 <input type="text"/>	HOURS: 60 <input type="text"/> 61 <input type="text"/> 62 <input type="text"/> OR MONTHS: 63 <input type="text"/> 64 <input type="text"/>	65 <input type="text"/> 66 <input type="text"/> 67 <input type="text"/>

M2 Post-Prison Orders

Parole/License	68 <input type="text"/>	MONTHS: 69 <input type="text"/> 70 <input type="text"/>	71 <input type="text"/> 72 <input type="text"/> 73 <input type="text"/>
Partially suspended sentence/ After care probation	74 <input type="text"/>	MONTHS: 75 <input type="text"/> 76 <input type="text"/>	77 <input type="text"/> 78 <input type="text"/> 79 <input type="text"/>
Pre-release order	80 <input type="text"/>	MONTHS: 81 <input type="text"/> 82 <input type="text"/>	83 <input type="text"/> 84 <input type="text"/> 85 <input type="text"/>
Other post-prison order (Specify)	86 <input type="text"/>	HOURS: 87 <input type="text"/> 88 <input type="text"/> 89 <input type="text"/> OR MONTHS: 90 <input type="text"/> 91 <input type="text"/>	92 <input type="text"/> 93 <input type="text"/> 94 <input type="text"/>

PART III - SUPPLEMENTARY DETAILS OF ORDERS CURRENTLY APPLYING

N Date of Commencement of Order(s)
The day, month and year of commencement of current supervision order(s).
For persons under multiple orders take the earliest commencement date.

95 <input type="text"/>	96 <input type="text"/>	97 <input type="text"/>	98 <input type="text"/>	99 <input type="text"/>	100 <input type="text"/>
d	d	m	m	y	y

O Known Federal Offence for which Currently Serving an Order
Is any offence known to be a Federal offence?
Code: 1 - Yes 2 - No 9 - Unknown

101

P Level of Court Originating Order(s)
Note: i Where an episode comprises orders/sentences of various levels of court, select the level of court appropriate to the Most Serious Offence, not necessarily the highest level of court.
ii Appeal courts should be recorded only where such courts have altered the length of or type of sentence appropriate to the Most Serious Offence.

Code: 1 - Supreme Court	3 - Magistrates' Court	5 - Other (eg administrative decision Federal Court of Australia)	102 <input type="text"/>
2 - District/County Court	4 - Children's Court	9 - Unknown/Not Stated	

Q Special Conditions (Other than the normal conditions applying to these orders.)
Enter 1 in the appropriate boxes if any of the listed conditions are known to apply. Leave other boxes blank.

Freedom of movement/ Geographical restrictions	103 <input type="text"/>	Associate(s)	104 <input type="text"/>	Restitution/Fine (incl. Community Service)	105 <input type="text"/>
Alcohol/drug/psych treatment	106 <input type="text"/>	Driving	107 <input type="text"/>	Curfew	108 <input type="text"/>
Remain in employment	109 <input type="text"/>	Other (Specify)			110 <input type="text"/>

R Expected Date of Completion of Order(s)
To be calculated in respect of the aggregate order
Code: 888888 for indeterminate sentences.

111 <input type="text"/>	112 <input type="text"/>	113 <input type="text"/>	114 <input type="text"/>	115 <input type="text"/>	116 <input type="text"/>
d	d	m	m	y	y

APPENDIX 2 - POPULATION AT 30.6.89 BY JURISDICTION, SEX AND AGE

AGE	NSW	VIC	QLD	WA	SA	TAS	NT	ACT	AUSTRALIA
MALES									
Under 15	645,372	474,693	330,337	189,296	151,651	53,419	22,790	33,122	1,900,680
15	45,657	34,886	24,693	12,693	10,882	3,853	1,404	2,500	136,568
16	47,929	36,510	25,645	13,441	11,371	3,836	1,362	2,536	142,630
17	50,714	38,373	26,432	14,028	11,951	3,978	1,434	2,646	149,556
18	50,131	39,717	26,590	14,564	12,474	4,038	1,426	2,861	151,801
19	46,267	38,283	25,051	13,315	12,054	3,823	1,402	2,859	143,054
20	45,214	38,389	24,373	13,463	11,899	3,758	1,392	2,913	141,401
21	43,536	36,486	23,753	13,200	11,699	3,367	1,482	2,999	136,522
22	43,184	35,153	23,320	13,060	11,396	3,109	1,630	2,869	133,721
23	43,707	34,305	22,637	13,394	11,795	2,988	1,854	2,772	133,452
24	44,208	35,173	22,949	13,571	11,766	3,276	1,769	2,791	135,503
25-29	240,392	182,111	119,354	72,169	61,849	17,969	8,253	13,489	715,586
30-34	233,243	175,846	112,231	68,847	57,789	18,080	7,494	11,966	685,496
35-39	222,077	164,518	107,594	65,091	54,323	16,932	7,186	12,126	649,847
40-49	382,985	280,054	186,317	107,295	90,694	28,493	11,524	19,957	1,107,319
50-59	274,030	202,596	126,074	70,533	66,067	20,598	5,534	10,945	776,377
60-69	240,722	172,351	110,618	55,989	62,450	18,295	2,732	6,962	670,119
70 & over	170,617	123,996	82,301	39,633	46,177	13,966	1,161	3,536	481,387
Total Males	2,869,985	2,143,440	1,420,269	803,582	708,287	223,778	81,829	139,849	8,391,019
FEMALES									
Under 15	616,246	452,159	312,429	178,558	143,892	51,151	21,314	32,164	1,807,913
15	43,531	33,046	23,385	12,079	10,141	3,577	1,204	2,272	129,235
16	45,544	34,448	24,457	12,591	10,960	3,861	1,256	2,471	135,588
17	48,284	36,793	25,160	13,507	11,401	3,972	1,344	2,644	143,105
18	47,806	38,879	25,424	13,734	11,846	4,011	1,432	2,833	145,965
19	43,992	36,521	24,134	12,993	11,561	3,549	1,369	2,856	136,975
20	43,574	36,933	23,370	13,060	11,316	3,664	1,281	2,772	135,970
21	41,895	35,002	22,481	12,640	11,198	3,284	1,387	2,817	130,704
22	41,750	34,381	21,793	12,463	10,722	3,149	1,443	2,692	128,393
23	41,996	33,846	21,856	12,771	11,175	3,174	1,651	2,753	129,222
24	43,105	34,680	22,263	12,915	11,199	3,160	1,495	2,529	131,346
25-29	236,853	180,772	116,615	68,711	58,870	18,038	8,169	12,424	700,452
30-34	230,467	174,573	110,643	66,834	56,559	17,850	7,631	11,950	676,507
35-39	219,543	165,795	107,180	63,965	54,690	16,767	6,484	12,413	646,837
40-49	362,607	270,068	177,649	98,700	88,175	27,640	9,233	19,350	1,053,422
50-59	265,069	196,008	120,684	66,663	64,889	20,256	4,125	10,099	747,793
60-69	258,763	186,402	114,547	57,311	66,869	19,631	2,261	7,388	713,172
70 & over	260,909	191,424	115,859	58,000	69,587	20,444	1,239	5,650	723,112
Total Females	2,891,934	2,171,730	1,409,929	787,495	715,050	227,178	74,318	138,077	8,415,711
PERSONS									
Under 15	1,261,618	926,852	642,766	367,854	295,543	104,570	44,104	65,286	3,708,593
15	89,188	67,932	48,078	24,772	21,023	7,430	2,608	4,772	265,803
16	93,473	70,958	50,102	26,032	22,331	7,697	2,618	5,007	278,218
17	98,998	75,166	51,592	27,535	23,352	7,950	2,778	5,290	292,661
18	97,937	78,596	52,014	28,298	24,320	8,049	2,858	5,694	297,766
19	90,259	74,804	49,185	26,308	23,615	7,372	2,771	5,715	280,029
20	88,788	75,322	47,743	26,523	23,215	7,422	2,673	5,685	277,371
21	85,431	71,488	46,234	25,840	22,897	6,651	2,869	5,816	267,226
22	84,934	69,534	45,113	25,523	22,118	6,258	3,073	5,561	262,114
23	85,703	68,151	44,493	26,165	22,970	6,162	3,505	5,525	262,674
24	87,313	69,853	45,212	26,486	22,965	6,436	3,264	5,320	266,849
25-29	477,245	362,883	235,969	140,880	120,719	36,007	16,422	25,913	1,416,038
30-34	463,710	350,419	222,874	135,681	114,348	35,930	15,125	23,916	1,362,003
35-39	441,620	330,313	214,774	129,056	109,013	33,699	13,670	24,539	1,296,684
40-49	745,592	550,122	363,966	205,995	178,869	56,133	20,757	39,307	2,160,741
50-59	539,099	398,604	246,758	137,196	130,956	40,854	9,659	21,044	1,524,170
60-69	499,485	358,753	225,165	113,300	129,319	37,926	4,993	14,350	1,383,291
70 & over	431,526	315,420	198,160	97,633	115,764	34,410	2,400	9,186	1,204,499
Total Persons	5,761,919	4,315,170	2,830,198	1,591,077	1,423,337	450,956	156,147	277,926	16,806,730

Source: 'Estimated Resident Population by Sex and Age: States and Territories of Australia, June 1988 and Preliminary June 1989'
Australian Bureau of Statistics (Cat. No. 3201.0).

