

AUSTRALIAN PRISONERS 1982

Results of the
NATIONAL PRISON CENSUS 30 June 1982

JOHN WALKER and DAVID BILES



AUSTRALIAN INSTITUTE OF CRIMINOLOGY

AUSTRALIAN PRISONERS 1982

Results of the

NATIONAL PRISON CENSUS - JUNE 30 1982

John Walker

Senior Research Officer

and

David Biles

Assistant Director (Research)

AUSTRALIAN INSTITUTE OF CRIMINOLOGY

Published and Printed by the Australian Institute
of Criminology, 10-18 Colbee Court, Phillip, A.C.T.,
Australia, 2606.

© Australian Institute of Criminology - May 1983

National Library of Australia
Cataloguing in Publication entry

Walker, John R. (John Robert), 1947- .
Australian Prisoners 1982.

ISBN 0 642 87988 5.

1. Prisoners - Australia - Statistics.
I. Biles, David, 1932- . II. Australian
Institute of Criminology. III. Title.

365'.6'0994

List of Contents

	PAGE
FOREWORD	vii.
EXPLANATORY NOTES	1
. Date and Coverage of the Census	1
. Sources of Information	2
. Location of Prisoners	2
. Age of Prisoner	2
. Aboriginality	3
. Location of Last Known Address	3
. Marital Status at Receival	3
. Prior Employment Status at Time of Arrest/Charge for Current Episode	3
. Highest Level of Education	4
. Determination of Date of Receival, Legal Status and Most Serious Offence	4
. Level of Court of Sentence or Most Recent Remand	7
. Type of Sentence	7
. Sentence Relating to Most Serious Offence	8
. Total Number of Offences for which Sentenced in Current Episode	8
. Aggregate Sentence	8
. Method of Calculation of Earliest Date of Release and Expected Duration of Imprisonment	8
. Comparison with other Prison Statistics	10
THE STRUCTURE OF THE REPORT	11
ACCESS TO ADDITIONAL TABULATIONS	12
PART A - SUMMARY TABLES BY SEX AND JURISDICTION	13
. Table 1 - Number of Prisoners by Jurisdiction, Sex and Institution	14
. Table 2 - Number of Prisoners by Jurisdiction, Sex and Age	16
. Table 2a - Percentage of Prisoners by Jurisdiction, Sex and Age	17
. Table 2b - Number of Prisoners per 100, 000 Population, by Jurisdiction, Sex and Age	19
. Table 3 - Number of Prisoners by Jurisdiction, Sex and Aboriginality	21
. Table 3a - Percentage of Prisoners by Jurisdiction, Sex and Aboriginality	21
. Table 4 - Number of Prisoners by Jurisdiction, Sex and State/Country of Birth	22
. Table 4a - Percentage of Prisoners by Jurisdiction, Sex and State/Country of Birth	23
. Table 5 - Number and Percentage of Prisoners by Jurisdiction, Sex and Location of Last Known Address	24
. Table 6 - Number of Prisoners by Jurisdiction, Sex and Marital Status at Receival	26
. Table 6a - Percentage of Prisoners by Jurisdiction, Sex and Marital Status at Receival	26
. Table 7 - Number of Prisoners by Jurisdiction, Sex and Employment Status at Arrest/Charge	27
. Table 7a - Percentage of Prisoners by Jurisdiction, Sex and Employment Status at Arrest/Charge	27
. Table 8 - Number of Prisoners by Jurisdiction, Sex and Highest Level of Education	28
. Table 8a - Percentage of Prisoners by Jurisdiction, Sex and Highest Level of Education	28
. Table 9 - Number of Prisoners by Jurisdiction, Sex and Known Prior Adult Imprisonment under Sentence	29
. Table 9a - Percentage of Prisoners by Jurisdiction, Sex and Known Prior Adult Imprisonment under Sentence	29

. Table 10 - Number of Prisoners by Jurisdiction, Sex and Legal Status of Prisoner	30
. Table 10a - Percentage of Prisoners by Jurisdiction, Sex and Legal Status of Prisoner	30
. Table 11 - Number of Prisoners by Jurisdiction, Sex and Level of Court of Sentence or Most Recent Remand	32
. Table 11a - Percentage of Prisoners by Jurisdiction, Sex and Level of Court of Sentence or Most Recent Remand	32
. Table 12 - Number of Prisoners by Jurisdiction, Sex and Most Serious Offence/Charge	34
. Table 12a - Percentage of Prisoners by Jurisdiction, Sex and Most Serious Offence/Charge	35
. Table 12b - Number of Prisoners per 100, 000 Population Aged 15-69, by Jurisdiction, Sex and Most Serious Offence/Charge	37
. Table 13 - Number of Prisoners by Jurisdiction, Sex and Type of Sentence	38
. Table 13a - Percentage of Prisoners by Jurisdiction, Sex and Type of Sentence	39
. Table 14 - Number of Sentenced Prisoners by Jurisdiction, Sex and Number of Offences	40
. Table 14a - Percentage of Sentenced Prisoners by Jurisdiction, Sex and Number of Offences	40
. Table 15 - Number of Sentenced Prisoners by Jurisdiction, Sex and Age	42
. Table 15a - Percentage of Sentenced Prisoners by Jurisdiction, Sex and Aggregate Sentence	42
. Table 16 - Number of Sentenced Prisoners by Jurisdiction, Sex and Time Served in Current Episode	44
. Table 16a - Percentage of Sentenced Prisoners by Jurisdiction, Sex and Time Served in Current Episode	44
. Table 17 - Number of Remandees by Jurisdiction, Sex and Time Served on Remand	46
. Table 17a - Percentage of Remandees by Jurisdiction, Sex and Time Served on Remand	46
 PART B - CROSSTABULATIONS BY MOST SERIOUS OFFENCE	 49
. Table 18 - Number of Prisoners by Most Serious Offence, Age and Sex	50
. Table 18a - Percentage of Prisoners by Most Serious Offence, Age and Sex	51
. Table 18b - Number of Prisoners per 100, 000 Population, by Most Serious Offence, Age and Sex	53
. Table 19 - Number and Percentage of Prisoners by Most Serious Offence and Aboriginality	54
. Table 20 - Number and Percentage of Prisoners by Most Serious Offence and Known Prior Adult Imprisonment under Sentence	54
. Table 21 - Number of Prisoners by Most Serious Offence and Legal Status of Prisoner	55
. Table 21a - Percentage of Prisoners by Most Serious Offence and Legal Status of Prisoner	55
. Table 22 - Number of Prisoners by Most Serious Offence and Level of Court of Sentence or Most Recent Remand	56
. Table 22a - Percentage of Prisoners by Most Serious Offence and Level of Court of Sentence or Most Recent Remand	56
. Table 23 - Number of Remandees by Most Serious Offence and Time Already Served on Remand	57
. Table 23a - Percentage of Remandees by Most Serious Offence and Time Already Served on Remand	57
. Table 24 - Number of Sentenced Prisoners by Most Serious Offence and Number of Offences for which Sentenced in Current Episode	58
. Table 24a - Percentage of Sentenced Prisoners by Most Serious Offence and Number of Offences for which Sentenced in Current Episode	58
. Table 25 - Number of Sentenced Prisoners by Most Serious Offence and Type of Sentence	59
. Table 25a - Percentage of Sentenced Prisoners by Most Serious Offence and Type of Sentence	59
. Table 26 - Number of Sentenced Prisoners by Most Serious Offence and Aggregate Sentence	60
. Table 26a - Percentage of Sentenced Prisoners by Most Serious Offence and Aggregate Sentence	60

PART C - INTERSTATE COMPARISONS OF LEGAL STATUS AND SENTENCE LENGTHS 63

. Table 27 - Number of Prisoners by Most Serious Offence, Legal Status and Jurisdiction	64
. Table 28 - Number of Sentenced Prisoners by Most Serious Offence, Sentence Relating to Most Serious Offence, and Jurisdiction	67
. Table 29 - Number of Prisoners by Most Serious Offence, Aggregate Sentence and Jurisdiction	70
. Table 30 - Number of Sentenced Prisoners by Most Serious Offence, Actual Expected Sentence, and Jurisdiction	74

APPENDICES

. Appendix 1 - Basic Data Collection Form	79
. Appendix 2 - Total Population at 30.6.81 by Jurisdiction, Age and Sex	81

TABLE OF FIGURES	PAGE
. Figure 1 - Draft Australian National Classification of Offences	6
. Figure 2 - Number of Prisoners by Age and Jurisdiction	18
. Figure 3 - Number of Prisoners per 100, 000 Population, by Age and Jurisdiction	20
. Figure 4 - Number of Prisoners by Legal Status and Jurisdiction	31
. Figure 5 - Number of Prisoners by Level of Court and Jurisdiction	33
. Figure 6 - Number of Prisoners by Most Serious Offence and Jurisdiction	36
. Figure 7 - Number of Sentenced Prisoners by Type of Sentence and Jurisdiction	39
. Figure 8 - Number of Sentenced Prisoners by Number of Offences and Jurisdiction	41
. Figure 9 - Number of Sentenced Prisoners by Aggregate Sentence and Jurisdiction	43
. Figure 10 - Number of Sentenced Prisoners by Time Served and Jurisdiction	45
. Figure 11 - Number of Remandees by Time Served on Remand and Jurisdiction	47
. Figure 12 - Percentage of Prisoners by Most Serious Offence, Sex and Age	52
. Figure 13 - Percentage of Prisoners by Most Serious Offence and Aggregate Sentence	61



FOREWORD

The proposal for a national prison census first emerged at a correctional administrators meeting in Melbourne in September 1980 as an offshoot from a review of correctional statistics. Preliminary technical discussions were held in December 1980 and a formal proposal went to the Ministers Conference held in New Zealand in April/May 1981. There was agreement among administrators and Ministers that the results of such a census would be extremely valuable for management and planning purposes, for example in projecting future needs for facilities of various types, or for comparing the effects of differing parole policies. The results might also throw some light on sentencing practices in different jurisdictions, and would be invaluable to practitioners and researchers in a wide variety of areas including the judiciary, criminologists, and behavioural scientists.

The Ministers discussed the proposed census at some length and passed four resolutions in relation to it. In summary, these :

- (a) endorsed the continuation of the preparation for the census;
- (b) decided that the coordinating authority be the Australian Institute of Criminology;
- (c) decided that census results be submitted to the Ministers Conference before release; and
- (d) established a sub-committee to control access to the census results in accordance with guidelines to be set by the Ministers.

A successful pilot run was carried out in February 1982 in each jurisdiction, and it was agreed, at the meeting of correctional administrators in Alice Springs on 23-24 February, that the first full census should go ahead on 30 June 1982, and that planning should proceed with the expectation that similar censuses should be taken in future on a regular basis.

The 1982 exercise proved to be a valuable opportunity for several state correctional departments to check the validity of data already on file, and in one case, to extensively overhaul and convert their entire system to a computerised data-base. In several instances also, the census provided an opportunity to adjust definitions and counting rules so as to ensure greater comparability of statistics across jurisdictions. To this extent, therefore, the census has already achieved some of its objectives.

In presenting these results, the Institute wishes to acknowledge the work of the state representatives on the subcommittee - Mr. D. Porritt (New South Wales), Mr. D. Quirk (Victoria), Mr. T. Ingham (Queensland), Mrs. J. Bungey and Mr. G. Oborn (South Australia), Mr. C. Foley-Jones and Mr. M. Maller (Western Australia), Mr. J. Howe

(Tasmania), and Mr. R. Donnelly, Mr. A. Holbeck and Ms. C. Martins (Northern Territory). The Institute is also grateful for the technical assistance given by the Australian Bureau of Statistics, and Mr. M. Langan in particular, for the patient typing of Mrs. M. Johnson and Mrs. T. Psaila, and for the data-preparation and artwork of Ms. L. Moore.

John Walker and David Biles.

May 1983

EXPLANATORY NOTES

The information collected in this census is of three basic types :

- i. General information on the demographic and social characteristics of the prisoners;
- ii. Information on the legal status of the prisoners, including the nature of the offence(s) or charge(s) for which the person is in prison;
- iii. For prisoners actually serving a sentence, details of the sentence(s) being served.

The design of the basic data collection form (see Appendix 1) reflects these three areas. The selection and formulation of the items on the data-collection form was largely determined by the potential value of the information, but was to some degree affected by the ability of some jurisdictions to obtain the information, and the difficulty involved in achieving compatibility between responses. The results have been tabulated in such a way as to maximise, wherever possible, compatibility with other sources of data - in particular the five-yearly censuses of population and housing conducted by the Australian Bureau of Statistics, the various publications on crime and justice issues from the state offices of the ABS, and those of the corrections departments themselves.

Most of the variables presented in this report are self explanatory. However, as with any collection of statistics covering a range of jurisdictions there have been problems of definition, where data from one jurisdiction cannot be directly equated with the equivalent item from another jurisdiction, either because of different legislation, or different administrative or recording practices. While efforts have been made to attain maximum comparability between jurisdictions, some differences remain. These differences, together with some points of definition are outlined below. Note that where statistics have been rounded, such as in the presentation of percentage tables, any discrepancies between sums of the component items and totals are due to rounding.

1. Date and Coverage of the Census

The census related to all persons on remand or serving sentences at any gazetted prison for adult offenders, operated or administered by State/Territory correctional agencies, at midnight on 30 June 1982, and included persons temporarily absent from such establishments who remained the responsibility of correctional agencies (e.g. prisoners in hospitals, on various forms of leave, away on work release or persons serving terms of periodic detention). Weekend detainees (in New South Wales and Queensland) who were in custody the weekend prior to the census date were counted. Institutions for juvenile offenders were specifically excluded from the census.

2. Sources of Information

Most of the information for this census was obtained from existing records, which in some jurisdictions were computerised. Information not on record was, where feasible, collected specifically for the census by individual interview of prisoners.

Where reliable information was not available, for example sentence and parole details for sentenced prisoners recently taken into custody, it has been recorded as not known. In several jurisdictions, modified data collection forms were used, and prison staff were asked to 'write in' answers in complex areas such as the determination of most serious offences, aggregate sentence and earliest date of release; their answers were then coded into the standard form by head office personnel, thereby ensuring a high level of reliability in these areas.

3. Location of Prisoners

All prisoners included in this census are recorded according to the jurisdiction in which they are in custody regardless of the jurisdiction that imposed the sentence. Thus A.C.T. prisoners serving sentences in N.S.W. are included in the N.S.W. figures, as are the small number of N.T. prisoners serving their sentences in S.A. For this reason the statistics presented in this report are not directly comparable with the statistics given in the Australian Institute of Criminology monthly publication, Australian Prison Trends - No. 74. (See point 17. below)

4. Age of Prisoner

The date of birth of the prisoner was used to calculate the prisoner's age at census date. This was regarded as a more appropriate measure in the context of prisoner stock statistics than age at receipt. The tabulations of this variable therefore show the age-structure of the prison populations as at 30 June 1982. The age at which persons normally become liable to imprisonment in an adult prison varies from state to state, being seventeen years in Victoria, Queensland, Tasmania and Northern Territory, and eighteen years in the other jurisdictions, although younger persons who have been convicted of a particularly serious offence may also be sent to adult prisons. Persons in juvenile institutions were specifically excluded from this census.

5. Aboriginality

Where the information was obtained by interview the prisoners were asked to state the racial origin group to which they considered themselves to belong. Information obtained from prison records was recorded 'as stated' in those records. The method of determining Aboriginality for prison record purposes may not necessarily be consistent between, or even within, jurisdictions. The data for Queensland prisoners were not made available for publication in this report.

6. Location of Last Known Address

Addresses were initially coded to Local Government Area level within the reporting state, or to State level if within another Australian state. Separate categories were used for persons whose last known addresses were outside Australia, persons known to have no fixed address, and those whose address was not stated. Addresses within the reporting state were aggregated to Statistical Division level for tabulation in this report. For definitions of the boundaries of Statistical Divisions refer to the ABS publication '1981 CENSUS OF POPULATION AND HOUSING - GEOGRAPHIC CODE LIST' (Catalogue Number 2141.0).

No data were available for Western Australian prisoners.

7. Marital Status at Reception

The actual, not necessarily legal, marital status was recorded, with defacto included in the married category.

8. Prior Employment Status at Time of Arrest/Charge for Current Episode

New South Wales responses were based on prisoner's replies recorded at reception to three questions: 'Occupation or Trade'; 'Last Employed as:'; 'By'. Thus many prisoners who were unemployed at the time of reception but could recall details of their last employment were coded as employed. New South Wales 'employed' figures may therefore be comparatively higher than for other States.

Note that the 'employed' category includes those self-employed and that pensioners are included in 'other'.

9. Highest Level of Education

In all jurisdictions this item is coded 'as recorded'. It is not known to what extent the data include qualifications gained since receipt.

Data on level of education in New South Wales were only obtainable for prisoners under Periodic Detention. This item is not normally recorded for other prisoners in that state, so the bulk of cases were coded 'unknown'. Western Australian records do not differentiate between completed Primary, part Primary and 'No formal schooling', and these three categories are combined in the tabulations.

10. Determination of Date of Receipt, Legal Status and Most Serious Offence

In certain cases, the determination of the date of receipt, legal status and the most serious offence is extremely complex. Three distinct areas of complexity can be identified:

i. Prisoners may be under sentence for a string of offences of various kinds, while at the same time undergoing court proceedings for other, possibly more serious, offences.

ii. They may have been sentenced for one serious offence and multiple counts of a less serious offence which, in aggregate, amount to more than the sentence for the single serious offence.

iii. The current episode may comprise a number of periods in prison if, for example, the prisoner escaped and was recaptured, or was given parole which was later revoked. In such cases the current episode is regarded as having commenced on the date of receipt for the original offence in all jurisdictions except Western Australia.

Inevitably, strict coding rules must be applied to ensure consistency, and equally inevitably some apparent anomalies will arise. Consistency in the classification of offence was achieved through the use of the draft Australian National Classification of Offences (DANCO - See Figure 1), which had been developed by the Australian Bureau of Statistics in consultation with state and federal criminal justice agencies. The guidelines issued to persons filling in the questionnaires depended on the format of the files from which the data were to be extracted, but were basically of the following form:

Where no conviction has been recorded for any offence:

Legal Status is 'Unconvicted' and Most Serious Offence is the offence for which the statutory maximum penalty is greatest. Where maximum penalties are equal for more than one type of offence choose the offence with the lowest DANCO code number. The date of receipt is the date first received into a gazetted prison on the current charges.

Note: A life sentence is treated as longer than detention at the Governor's Pleasure, and both life and G.P. as longer than any other sentence.

Where the prisoner has been convicted but no sentence has yet been passed:

Legal Status is Convicted, Awaiting Sentence; Most Serious Offence and Date of Receival are determined as before.

Where one or more sentences have been passed and all are awaiting the outcome of appeal:

Legal Status is Convicted, Awaiting Determination of Appeal; Most Serious Offence is the offence for which the prisoner received the longest sentence for a single count, regardless of the possible result of appeals. Date of Receival is determined as before.

Where one or more sentences have been passed of which at least one is not at appeal:

Ignore any undecided appeals on other matters. Consider all offences for which sentenced in the episode since first receival, including offences for which the sentence has expired. Choose the offence with the longest sentence for a single count. Date of Receival is determined as before.

Where the prisoner was in breach of parole or licence:

Consider all offences and sentences since receival before release on parole/licence. The Most Serious Offence is that for which the longest sentence was imposed.

Note: Except in Western Australia, where a prisoner has had parole or licence revoked, or been recaptured after escape, the one episode could include two (or more) periods actually in prison. In those jurisdictions Date of Receival relates to the date the episode began, NOT the date on which received in breach. Since the Western Australian system regards the post-breach period to be a new term of imprisonment, their data do not include the original offences or dates of receival.

Where a prisoner on remand or awaiting trial is serving time in default of fines and has no other sentence:

Most Serious Offence is the offence with the highest monetary value or the longest sentence, whichever is recorded. If the value/sentence is equal for different offences, choose the offence with the lowest DANCO code.

Exceptions to these guidelines include prisoners who are awaiting deportation who may have neither charges nor convictions recorded against them, or those detained as unfit to plead, etc. Note also that all Governor's Pleasure prisoners in Victoria were coded 'Other' in tables of Legal Status.

. Figure 1 - Draft Australian National Classification of Offences

OFFENCES AGAINST THE PERSON

110 HOMICIDE

- 111 Murder
- 112 Attempted murder
- 113 Conspiracy to murder
- 114 Manslaughter (excluding by driving)
- 115 Driving causing death

120 ASSAULTS (EXCLUDING SEXUAL ASSAULTS)

- 121 Assault occasioning grievous bodily harm
- 122 Assault occasioning actual bodily harm
- 123 Aggravated assault
- 124 Other assault

130 SEXUAL ASSAULTS AND OFFENCES

- 131 Rape
- 132 Carnal knowledge
- 133 Incest
- 134 Indecent assault
- 135 Other sexual offences

140 OTHER OFFENCES AGAINST THE PERSON

- 141 Kidnapping and abduction
- 142 Illtreatment of children
- 143 Other offences against the person (including acts endangering life) not elsewhere classified

ROBBERY AND EXTORTION

210 ROBBERY

- 211 Armed robbery
- 212 Other robbery

220 EXTORTION

- 221 Extortion

BREAKING AND ENTERING, FRAUD, AND OTHER OFFENCES INVOLVING THEFT

310 BREAKING AND ENTERING

- 311 Breaking and entering - dwellings
- 312 Breaking and entering - shops
- 313 Breaking and entering - other buildings

320 FRAUD AND MISAPPROPRIATION

- 321 Fraud, forgery and false pretences
- 322 Misappropriation

330 RECEIVING AND UNLAWFUL POSSESSION OF STOLEN GOODS

- 331 Receiving
- 332 Unlawful possession of stolen goods

340 OTHER THEFT

- 341 Motor vehicle theft
- 342 Stealing from the person
- 343 Shoplifting
- 344 Other theft

PROPERTY DAMAGE AND ENVIRONMENTAL OFFENCES

410 PROPERTY DAMAGE

- 411 Arson (person not therein)
- 412 Other property damage

420 ENVIRONMENTAL OFFENCES

- 421 Pollution
- 422 Other environmental offences

OFFENCES AGAINST GOOD ORDER

510 OFFENCES AGAINST GOVERNMENT SECURITY AND OPERATIONS

- 511 Offences against government security and operations

520 OFFENCES AGAINST JUSTICE PROCEDURES

- 521 Breach of maintenance order
- 522 Offences against enforcement of order

530 PROSTITUTION AND RELATED OFFENCES

- 531 Prostitution and related offences

540 OFFENSIVE BEHAVIOUR OFFENCES

- 541 Offences involving drunkenness
- 542 Other offensive behaviour

550 UNLAWFUL POSSESSION OF WEAPONS

- 551 Unlawful possession of weapons

560 OTHER OFFENCES AGAINST GOOD ORDER

- 561 Liquor and licensing offences
- 562 Betting and gaming offences
- 563 Trespassing and vagrancy
- 564 Consorting
- 565 Other offences against good order

DRUG OFFENCES

610 POSSESSION/USE OF DRUGS

- 611 Possession/use of narcotics
- 612 Possession/use of cannabis/marihuana
- 613 Possession/use of other drugs

620 DEALING AND TRAFFICKING IN DRUGS

- 621 Dealing and trafficking in drugs

630 MANUFACTURING, GROWING AND OTHER DRUG OFFENCES

- 631 Manufacturing/growing drugs
- 632 Other drug offences

MOTOR VEHICLE, TRAFFIC AND RELATED OFFENCES

710 OFFENCES INVOLVING THE DRIVING OF A VEHICLE

- 711 Driving under the influence of alcohol or drugs
- 712 Dangerous, reckless, negligent driving (excluding driving causing death or bodily harm)
- 713 Other offences involving the driving of a vehicle

720 ADMINISTRATIVE OFFENCES

- 721 Licence offences
- 722 Registration/insurance offences
- 723 Roadworthiness and other administrative offences

730 OTHER MOTOR VEHICLE, TRAFFIC AND RELATED OFFENCES

- 731 Other motor vehicle, traffic and related offences

OTHER OFFENCES

- 811 Other offences

An illustration of how complex the determination of most serious offence can be is shown below. This is a hypothetical (but not atypical) case.

The prisoner was received on remand 5/1/77 for Break, Enter and Stealing (3 counts) and Larceny of a Motor Vehicle. Sentenced on 28/1/77 to 2 years for B.E.S. and 1 year concurrent for L.M/V with non-parole period to expire 30/11/77. On 23/3/77 further sentenced to 4 years for Armed Robbery to commence from 23/3/77, new N.P.P. to expire 23/3/79. Released to parole on 23/3/79 he was revoked on 30/3/79 and returned to prison on 15/4/79. A further charge of Larceny M/V was heard on 25/4/79 and he was sentenced to 6 months from that date. He was re-paroled on 1/11/79. He was again revoked on 1/2/81 following arrest for attempted rape. A sentence of 3 years was passed on 20/3/81 to date from 1/2/81, N.P.P. to expire on 1/2/83.

For the purposes of the Census, this is all one episode, with Date of Receipt 5/1/77. Most Serious Offence is Armed Robbery (4 years) although, with 1/4 remission, the sentence would have already expired by 30/6/82.

11. Level of Court

Similar complexity surrounds the coding of the Level of Court. The rules adopted were:

- i. Where an episode comprises orders/sentences of various levels of court, select the level of court appropriate to the most serious offence/charge.
- ii. Appeal Courts should be recorded only where such courts have altered the length of sentence appropriate to the most serious offence/charge.
- iii. For prisoners not under sentence, select the level of court at which most recently remanded in custody.

Note that all cases in the 'Other' category were under Department of Immigration supervision awaiting deportation.

12. Type of Sentence

For prisoners with multiple sentences, the Type of Sentence is determined by the cumulative effect of all sentences imposed. Note, however, that complexities in this counting rule have led to inconsistencies between Type of Sentence and Aggregate Sentence codes where Life and Governor's Pleasure sentences are involved. Tables 13 and 15 are particularly affected.

Category 3, 'Subject to Ministerial/Administrative Decision', includes unsentenced prisoners subject to deportation orders and, in Victoria, persons originally sentenced to Youth Training Centres but subsequently transferred to prison.

Category 4, 'Indefinite', refers to all sentences where a maximum term is specified and a minimum term or non-parole period is also set.

Western Australian data do not distinguish fine defaulters from those serving fixed terms.

13. Sentence Relating to Most Serious Offence

This item is the total length of sentence imposed in respect of the most serious offence; note that it relates to a single count, not all counts of the most serious offence type. All remissions and specified non-parole periods are ignored. South Australian and Western Australian data do not provide separate information on sentence for most serious offence.

14. Total Number of Offences for which Sentenced in Current Episode

These figures relate to individual counts, not offence-types.

15. Aggregate Sentence

This item is the longest period that the person may be detained under sentence in the current episode. Charges pending which are likely to extend the current episode are ignored.

16. Method of Calculation of Earliest Date of Release and Expected Duration of Imprisonment

The period of imprisonment which a convicted prisoner actually serves depends upon the sentence(s) originally handed down, the system of remissions and the forms of parole available in the various jurisdictions. The Expected Duration of Imprisonment is defined as the time elapsed between the Date of Receival for this episode and the Earliest Date of Release as defined below. No account has been taken of absences by way of escapes or other breaches of conditions, so great care must be taken in interpreting tables involving these variables.

The rules governing date of release are complex and differ from jurisdiction to jurisdiction. Calculations of Earliest Date of Release in the various jurisdictions were made as follows:

N.S.W.:

- i. If no Non-Parole Period has been set OR if an NPP was set but the date has been passed, then the earliest date of release is the Remission Date as currently calculated.
- ii. Where an NPP has been set then the earliest date of release is either the NPP date or the current Remission Date, whichever is earlier.

VIC:

Calculation is based on the 'effective' sentence minus one-third; the effective sentence being the minimum sentence, if one has been imposed, otherwise the fixed term. Time spent in detention prior to the commencement of the sentence counts toward the actual sentence and is subject to remissions at the normal rate - i.e. one-third off.

QLD:

i. Sentences of less than 2 months - mandatory full-time date less any Special Remissions granted.

ii. Sentences of 2 months and upward - mandatory full-time date less maximum remissions including Overtask Mark, Farm and Special Remissions plus any mandatory punishment penalties actually effective at Census date.

iii. Sentences with parole recommendation - date from which parole recommendations become operative providing recommendation after Census date - otherwise ii. applies.

iv. Sentences incorporating a bond - date from which bond becomes effective plus any days spent in punishment cell as at Census date.

v. Queen's Pleasure and Life prisoners - to be coded 888888.

vi. Habitual Criminals - calculate as for ii., then add two years.

vii. Weekend detainees - mandatory full-time date.

S.A.:

i. Sentences under 3 months - aggregate sentence less any special time off granted by the Director at Census date.

ii. Sentence 3 months or more - aggregate sentence less one-third remission and less any special time off granted by the Director at Census date.

W.A.:

i. Where no minimum sentence is specified - use total effective sentence minus one quarter (Three-quarter time date), less any special time off granted by the Director at Census date. (Note that the Prisons Act 1981 altered this to one-third off total effective sentence, but was not proclaimed until 1/8/1982.

ii. Where a minimum sentence has been specified - use minimum sentence less remission at the rate of three days per complete calendar month served. (i.e. the Earliest Eligibility Date (EED) as presently calculated). If this date is already passed and parole was denied use the next Review Date or 3/4 Time date whichever comes first.

TAS:

Calculation is based on the totality of sentence liable to be served, minus one-third, but shall not operate so as to reduce the sentence below three months.

N.T.:

Earliest possible date of release: i.e. non-parole expiry date, release on remission date, or suspended sentence release date as applicable.

A.C.T.:

Not applicable - no prisoners under sentence.

17. Comparison with other Prison Statistics

Prison populations tend to be in a state of continual flux with new arrivals, either on remand or under sentence, and departures being daily occurrences. Some indication of the frequency of change can be seen in the figures published monthly by the Australian Institute of Criminology, from data supplied by the State corrections departments, under the title Australian Prison Trends. The July 1982 issue in this series contained the following figures:

	Present on 1 July		Sentenced Prisoners Received in July	Daily Averages July 1982			
	Total Prisoners	Remandees		Males	Females	Total	Rate/100000 of Total Population
NSW	3434	609	575	3288	132	3420	64.5
VIC	1809	172	286	1747	52	1799	45.1
QLD	1665	112	256	1601	45	1646	68.0
S.A.	810	127	n.a.	791	17	808	60.8
W.A.	1358	95	338	1321	61	1382	103.8
TAS.	238	11	43	222	4	226	52.6
N.T.	274	21	59	260	12	272	209.2
ACT	41	6	0	39	1	40	17.4
AUS	9629	1153	n.a.	9269	324	9593	63.3

Australian Prison Trends records the facts that 35 of the A.C.T. prisoners (including one female) were held in N.S.W. prisons, and 6 of the N.T. prisoners were held in S.A. prisons. Also these figures show that N.S.W. prisons alone received an average of over 18 newly-sentenced prisoners per day.

The precise time of the census is therefore clearly of importance in understanding apparent discrepancies between these figures and those resulting from the Prison Census. Further caveats in the Australian Prison Trends publications point to the counting rules adopted with respect to prisoners serving sentences outside the prison walls, on various forms of work release for example. The distinction must be clearly made between statistics implying actual and physical presences in prison and those relating to persons 'in the charge of the prison authorities'.

Because of the different counting rules, differences may even be found between figures in this publication and those produced by the corrections departments from the same data.

THE STRUCTURE OF THE REPORT

The statistics contained in this report are presented in three parts:

PART A: SUMMARY TABLES

The tables in this part show the basic characteristics of prisoners, their offences and sentences, and enable comparisons by sex and jurisdiction. Where appropriate, tables of percentages, rates per 100,000 relevant population, and graphic representations have been included.

PART B: CROSSTABULATIONS BY MOST SERIOUS OFFENCE - Australia

In these tables, aggregated figures for all jurisdictions combined are presented, showing the relevant characteristics of offenders and sentences and enabling comparisons between the various offence types.

PART C: INTERSTATE COMPARISONS OF LEGAL STATUS AND SENTENCE LENGTHS

The Legal Status of Offender, the Sentence for Most Serious Offence, the Aggregate Sentence and the Expected Duration of Imprisonment (calculated as the time between Date of Receival and Earliest Date of Release) are shown classified by Most Serious Offence for each jurisdiction. These tables should facilitate inter-jurisdictional comparison of overall sentencing practices for the various offence types and will be useful in evaluating differences in legislation, and parole rules.

ACCESS TO ADDITIONAL TABULATIONS

The Ministers have determined that, because of the confidential nature of some of the information contained in the data files, requests for access to data or for the production of additional crosstabulations, beyond those published in this report, will only be acceded to under the following conditions:

1. The only persons who will have access to individual records will be officials of the contributing government departments (who will only have access to their own data) and appropriate staff of the Australian Institute of Criminology and Australian Bureau of Statistics (who will not release individual records under any circumstances).

2. Each State and Territory is free to publish its own data in any form at any time at the discretion of the relevant Minister.

3. Where necessary, the Australian Institute of Criminology will provide aggregate cross tabulations of State and Territory data as requested by State or Territory authorities, such data pertaining only to that State or Territory.

4. All requests for additional data, except as provided for in 3 above, will be submitted to the Correctional Administrators Conference for approval. In no circumstances will the confidentiality of individual records be breached, and copies of additional computer outputs resulting from such requests will be forwarded to the relevant State or Territory authorities.

Non-government researchers wishing to gain access to additional tabulations should therefore initially contact correctional administrator(s) in the jurisdiction(s) concerned, or, if national aggregate data is required, the Director, Australian Institute of Criminology for submission to the Correctional Administrators' Conference.

PART A - SUMMARY TABLES by Sex and Jurisdiction

The tables in this part show the basic characteristics of prisoners, their offences and sentences, and enable comparisons by sex and jurisdiction. Where appropriate, tables of percentages, rates per 100,000 relevant population, and graphic representations have been included.

. Table 1 - Number of Prisoners by Jurisdiction, Sex and Institution	14
. Table 2 - Number of Prisoners by Jurisdiction, Sex and Age	16
. Table 2a - Percentage of Prisoners by Jurisdiction, Sex and Age	17
. Table 2b - Number of Prisoners per 100, 000 Population, by Jurisdiction, Sex and Age	19
. Table 3 - Number of Prisoners by Jurisdiction, Sex and Aboriginality	21
. Table 3a - Percentage of Prisoners by Jurisdiction, Sex and Aboriginality	21
. Table 4 - Number of Prisoners by Jurisdiction, Sex and State/Country of Birth	22
. Table 4a - Percentage of Prisoners by Jurisdiction, Sex and State/Country of Birth	23
. Table 5 - Number and Percentage of Prisoners by Jurisdiction, Sex and Location of Last Known Address	24
. Table 6 - Number of Prisoners by Jurisdiction, Sex and Marital Status at Receival	26
. Table 6a - Percentage of Prisoners by Jurisdiction, Sex and Marital Status at Receival	26
. Table 7 - Number of Prisoners by Jurisdiction, Sex and Employment Status at Arrest/Charge	27
. Table 7a - Percentage of Prisoners by Jurisdiction, Sex and Employment Status at Arrest/Charge	27
. Table 8 - Number of Prisoners by Jurisdiction, Sex and Highest Level of Education	28
. Table 8a - Percentage of Prisoners by Jurisdiction, Sex and Highest Level of Education	28
. Table 9 - Number of Prisoners by Jurisdiction, Sex and Known Prior Adult Imprisonment under Sentence	29
. Table 9a - Percentage of Prisoners by Jurisdiction, Sex and Known Prior Adult Imprisonment under Sentence	29
. Table 10 - Number of Prisoners by Jurisdiction, Sex and Legal Status of Prisoner	30
. Table 10a - Percentage of Prisoners by Jurisdiction, Sex and Legal Status of Prisoner	30
. Table 11 - Number of Prisoners by Jurisdiction, Sex and Level of Court of Sentence or Most Recent Remand	32
. Table 11a - Percentage of Prisoners by Jurisdiction, Sex and Level of Court of Sentence or Most Recent Remand	32
. Table 12 - Number of Prisoners by Jurisdiction, Sex and Most Serious Offence/Charge	34
. Table 12a - Percentage of Prisoners by Jurisdiction, Sex and Most Serious Offence/Charge	35
. Table 12b - Number of Prisoners per 100, 000 Population Aged 15-69, by Jurisdiction, Sex and Most Serious Offence/Charge	37
. Table 13 - Number of Prisoners by Jurisdiction, Sex and Type of Sentence	38
. Table 13a - Percentage of Prisoners by Jurisdiction, Sex and Type of Sentence	39
. Table 14 - Number of Sentenced Prisoners by Jurisdiction, Sex and Number of Offences	40
. Table 14a - Percentage of Sentenced Prisoners by Jurisdiction, Sex and Number of Offences	40
. Table 15 - Number of Sentenced Prisoners by Jurisdiction, Sex and Age	42
. Table 15a - Percentage of Sentenced Prisoners by Jurisdiction, Sex and Aggregate Sentence	42
. Table 16 - Number of Sentenced Prisoners by Jurisdiction, Sex and Time Served in Current Episode	44
. Table 16a - Percentage of Sentenced Prisoners by Jurisdiction, Sex and Time Served in Current Episode	44
. Table 17 - Number of Remandees by Jurisdiction, Sex and Time Served on Remand	46
. Table 17a - Percentage of Remandees by Jurisdiction, Sex and Time Served on Remand	46

Note that where statistics have been rounded, such as in the presentation of percentage tables, any discrepancies between sums of the component items and totals are due to rounding.

Table 1 - Number of Prisoners by Jurisdiction, Sex and Institution *

INSTITUTION	MALES	FEMALES	TOTAL
NEW SOUTH WALES			
LONG BAY SPECIAL CARE UNIT	14	..	14
MALABAR TRAINING CENTRE	237	..	237
CENTRAL INDUSTRIAL PRISON	392	..	392
METROPOLITAN RECEPTION PRISON	239	..	239
METROPOLITAN REMAND CENTRE	324	..	324
MALABAR P.D.C.	93	..	93
PARRAMATTA GAOL	356	..	356
PARRAMATTA P.D.C.	26	..	26
MAITLAND GAOL	136	..	136
BATHURST GAOL	66	..	66
BATHURST P.D.C.	12	..	12
GOULBURN T.C.(MAIN GAOL)	227	..	227
BERRIMA T.C.	53	..	53
GRAFTON GAOL	78	..	78
COOMA PRISON	101	..	101
BROKEN HILL GAOL	28	..	28
NARRABRI GAOL	20	..	20
EMU PLAINS T.C.	116	..	116
GLEN INNES AFFORESTATION CAMP	69	..	69
OBBERON AFFORESTATION CAMP	62	..	62
MANNUS	105	..	105
KIRKCONNELL AFFORESTATION CAMP	26	..	26
NEWNES AFFORESTATION CAMP	26	..	26
SILVERWATER WORK RELEASE CENTRE	265	..	265
SILVERWATER P.D.C.	50	..	50
MULAWA T.&D.C.	..	97	97
CESSNOCK C.C.	329	..	329
TOMAGO P.D.C.	21	..	21
EMU PLAINS P.D.C.	45	..	45
PARRAMATTA LINEN SERVICE	3	1	4
MERINDA P.D.C.	..	6	6
GOULBURN T.C.(X WING)	63	..	63
NORMA PARKER CENTRE	..	33	33
TOTAL NEW SOUTH WALES	3582	137	3719
VICTORIA			
PENTRIDGE	888	33	921
ARARAT	170	..	170
BEECHWORTH	108	..	108
BENDIGO	80	..	80
CASTLEMAINE	83	..	83
OHURRINGILE	48	..	48
GEELONG	116	..	116
MORWELL RIVER	78	..	78
SALE	47	..	47
WON WRON	81	..	81
FAIRLEA	..	21	21
TOTAL VICTORIA	1699	54	1753
QUEENSLAND			
H.M. PRISON BRISBANE	528	44	572
H.M. PRISON TOWNSVILLE	331	..	331
H.M. PRISON WACOL	232	..	232
H.M. PRISON WOODFORD	228	..	228
H.M. PRISON ROCKHAMPTON	178	..	178
H.M. STATE FARM PALEN CREEK	46	..	46
H.M. STATE FARM NUMINBAH	51	..	51
TOTAL QUEENSLAND	1594	44	1638

* See Explanatory Note 3.

Table 1 continued

INSTITUTION	MALES	FEMALES	TOTAL
SOUTH AUSTRALIA			
ADELAIDE GAOL	238	..	238
YATALA LABOUR PRISON	341	..	341
NORTHFIELD SECURITY HOSPITAL	26	2	28
WOMEN'S REHABILITATION CENTRE	..	12	12
CADELL TRAINING CENTRE	97	..	97
PORT AUGUSTA GAOL	42	2	44
PORT LINCOLN GAOL	33	..	33
MOUNT GAMBIER GAOL	16	..	16
CEDUNA POLICE PRISON	2	..	2
OODNADATTA POLICE PRISON	1	..	1
TOTAL SOUTH AUSTRALIA	796	16	812
WESTERN AUSTRALIA			
ALBANY	66	..	66
BANDYUP	..	41	41
BARTON'S MILL	79	..	79
BROOME	43	3	46
BRUNSWICK JUNCTION	23	..	23
BUNBURY	48	..	48
C.W. CAMPBELL REMAND	70	..	70
CANNING VALE	125	..	125
EASTERN GOLDFIELDS	56	8	64
EAST PERTH POLICE GAOL	13	..	13
FREMANTLE	357	..	357
GERALDTON	72	2	74
HIGHGATE ANNEXE	..	1	1
KALGOORLIE	16	..	16
KARNET	91	..	91
PARDELUP	40	..	40
ROEBOURNE	36	8	44
WEST PERTH	22	..	22
WOOROLOO	105	..	105
WYNDHAM	18	1	19
PUBLIC HOSPITALS	6	..	6
TOTAL WESTERN AUSTRALIA	1286	64	1350
TASMANIA			
RISDON	194	4	198
LAUNCESTON	5	..	5
HAYES PRISON FARM	34	..	34
TOTAL TASMANIA	233	4	237
NORTHERN TERRITORY			
DARWIN PRISON	130	10	140
GUNN POINT PRISON FARM	63	..	63
ALICE SPRINGS PRISON	101	6	107
GROOTE EYLANDT POLICE PRISON	1	..	1
TENNANT CREEK	1	..	1
TOTAL NORTHERN TERRITORY	296	16	312
AUSTRALIAN CAPITAL TERRITORY			
BELCONNEN REMAND CENTRE	5	..	5
TOTAL A.C.T.	5	..	5
TOTAL PERSONS	9491	335	9826

Table 2 - Number of Prisoners by Jurisdiction, Sex and Age *

AGE-GROUP	NSW	VIC	QLD	S A	W A	TAS	N T	ACT	TOTAL
MALES									
UNDER 16 YRS	1	5	1	7
16 YRS	1	1	..	1	3	..	6
17 YRS	13	28	23	3	12	3	9	..	91
18 YRS	130	51	58	20	61	10	17	1	348
19 YRS	182	70	75	45	80	22	21	1	496
20-24 YRS	1093	485	445	266	386	74	93	2	2844
25-29 YRS	792	403	334	180	333	57	65	..	2164
30-34 YRS	590	249	237	101	177	27	33	..	1414
35-39 YRS	321	180	182	74	99	14	30	..	900
40-44 YRS	199	114	104	49	53	10	7	1	537
45-49 YRS	122	42	57	29	45	5	9	..	309
50-54 YRS	78	36	35	8	17	3	7	..	184
55-59 YRS	30	24	30	11	15	3	2	..	115
60-64 YRS	24	10	8	3	2	4	51
65 YRS & OVER	6	2	6	6	5	25
TOTAL MALES	3582	1699	1594	796	1286	233	296	5	9491
FEMALES									
17 YRS	..	1	1	..	1	..	3
18 YRS	..	4	2	..	3	9
19 YRS	7	2	1	..	6	16
20-24 YRS	49	13	9	2	14	2	7	..	96
25-29 YRS	39	14	18	4	18	..	4	..	97
30-34 YRS	16	7	7	6	11	1	2	..	50
35-39 YRS	9	4	4	..	4	..	1	..	22
40-44 YRS	8	6	2	3	3	22
45-49 YRS	4	..	1	1	2	8
50-54 YRS	1	2	1	4
55-59 YRS	1	2	1	..	4
60-64 YRS	2	1	3
65 YRS & OVER	1	1
TOTAL FEMALES	137	54	44	16	64	4	16	..	335
TOTAL PERSONS									
UNDER 16 YRS	1	5	1	7
16 YRS	1	1	..	1	3	..	6
17 YRS	13	29	23	3	13	3	10	..	94
18 YRS	130	55	60	20	64	10	17	1	357
19 YRS	189	72	76	45	86	22	21	1	512
20-24 YRS	1142	498	454	268	400	76	100	2	2940
25-29 YRS	831	417	352	184	351	57	69	..	2261
30-34 YRS	606	256	244	107	188	28	35	..	1464
35-39 YRS	330	184	186	74	103	14	31	..	922
40-44 YRS	207	120	106	52	56	10	7	1	559
45-49 YRS	126	42	58	30	47	5	9	..	407
50-54 YRS	79	36	35	8	19	3	7	..	188
55-59 YRS	31	26	30	11	15	3	3	..	119
60-64 YRS	26	11	8	3	2	4	54
65 YRS & OVER	7	2	6	6	5	26
TOTAL PERSONS	3719	1753	1638	812	1350	237	312	5	9826

* See Explanatory Note 4.

Figure 2 - Number of Prisoners by Age and Jurisdiction

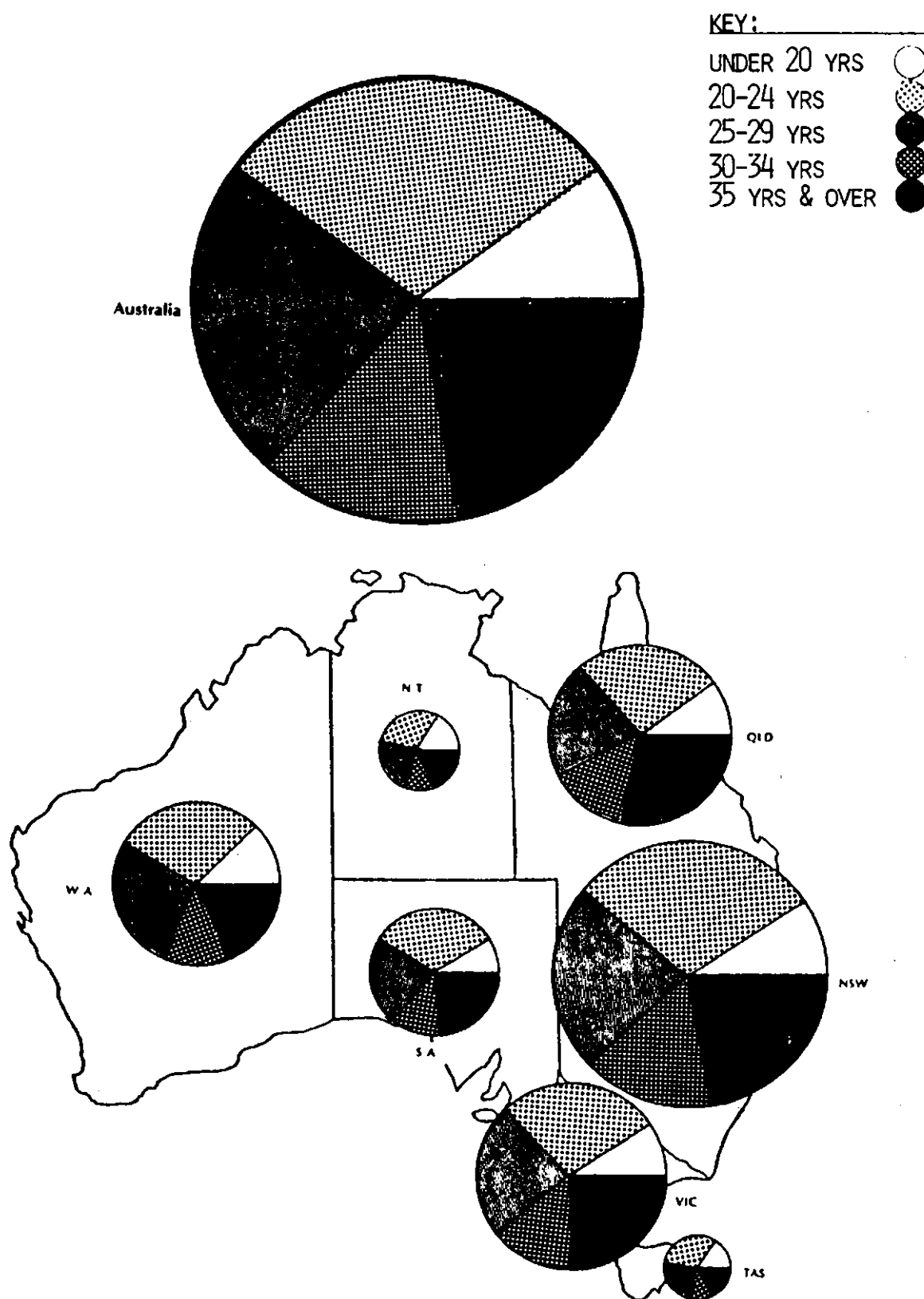


Table 2b - Number of Prisoners per 100,000 Population by Jurisdiction, Sex and Age

AGE-GROUP	NSW	VIC	QLD	S A	W A	TAS	N T	ACT	TOTAL
MALES									
UNDER 17 YRS	2.3	7.3	..	4.2	4.3	13.2	149.7	..	5.1
17 YRS	28.4	78.3	108.6	25.0	102.0	75.1	917.4	..	68.3
18 YRS	279.3	141.2	268.2	166.2	513.3	247.0	1639.3	48.6	257.1
19 YRS	386.0	196.7	343.9	383.1	684.1	551.9	2011.5	47.9	367.1
20-24 YRS	477.9	281.8	417.3	455.1	651.8	396.6	1382.9	20.3	430.7
25-29 YRS	367.7	248.7	348.8	331.2	567.8	327.9	888.7	..	347.1
30-34 YRS	271.9	155.3	247.6	188.9	306.5	160.0	466.5	..	228.1
35-39 YRS	180.0	137.5	230.4	175.7	218.9	103.5	554.0	..	178.7
40-44 YRS	130.8	101.3	158.5	137.5	137.5	84.8	173.7	14.0	125.6
45-49 YRS	90.1	41.5	100.6	88.1	137.0	49.1	319.8	..	81.9
50-54 YRS	54.7	33.9	60.3	21.9	52.6	27.5	281.5	..	46.7
55-59 YRS	22.3	24.2	53.8	31.3	52.2	29.0	119.3	..	31.1
60-64 YRS	22.3	13.1	17.2	10.7	9.3	46.7	17.4
65 YRS & OVER	6.6	3.1	15.0	24.6	25.8	10.0
MALES AGED 15-69	195.8	124.7	197.4	172.8	284.0	160.3	666.7	6.4	183.2
FEMALES									
17 YRS	..	3.0	8.8	..	105.8	..	2.3
18 YRS	..	11.5	9.5	..	25.8	6.9
19 YRS	15.4	5.7	4.7	..	51.7	12.1
20-24 YRS	22.0	7.7	8.9	3.5	24.5	10.7	110.0	..	14.9
25-29 YRS	18.5	8.7	19.4	7.5	32.0	..	60.9	..	15.9
30-34 YRS	7.6	4.4	7.6	11.3	20.2	6.1	32.5	..	8.3
35-39 YRS	5.2	3.1	5.3	..	9.3	..	24.0	..	4.5
40-44 YRS	5.5	5.6	3.3	8.4	8.3	5.4
45-49 YRS	3.1	..	1.9	3.1	6.5	2.2
50-54 YRS	.7	6.6	9.6	1.1
55-59 YRS	.7	2.0	85.0	..	1.1
60-64 YRS	1.7	1.29
65 YRS & OVER	1.04
FEMALES AGED 17-69	8.0	4.2	5.9	3.7	15.4	2.9	45.1	..	6.9
TOTAL PERSONS									
UNDER 17 YRS	2.3	7.3	..	4.2	4.3	13.2	149.7	..	5.1
17 YRS	14.6	41.7	57.1	12.7	56.2	27.3	519.2	..	36.0
18 YRS	143.1	77.7	140.7	84.0	272.4	125.5	831.7	24.6	134.3
19 YRS	204.0	102.2	175.6	189.8	370.0	275.8	1013.5	24.3	191.4
20-24 YRS	253.2	145.7	218.2	231.6	343.7	203.5	763.9	10.0	225.6
25-29 YRS	195.0	129.4	184.5	170.8	305.4	165.1	497.0	..	183.6
30-34 YRS	141.7	79.8	129.9	100.5	167.4	83.9	264.6	..	119.5
35-39 YRS	94.2	71.1	120.3	88.0	117.9	52.3	323.7	..	93.2
40-44 YRS	69.7	54.4	83.4	73.0	75.1	43.4	100.5	7.1	67.0
45-49 YRS	47.8	21.3	52.7	46.4	74.0	24.9	185.7	..	55.4
50-54 YRS	28.2	17.2	30.6	11.1	30.4	14.1	169.9	..	24.3
55-59 YRS	11.4	13.0	27.1	15.5	38.2	14.4	105.2	..	16.1
60-64 YRS	11.4	6.8	8.3	5.1	4.5	22.2	8.8
65 YRS & OVER	3.6	1.7	7.2	11.6	12.1	4.9
TOTAL PERSONS	104.7	66.1	105.5	90.4	155.7	83.9	390.8	3.3	97.9

Note: The ratios for persons aged under 17 years are calculated using populations aged 15-16 years inclusive. Those for persons aged 65 years and over are based on populations aged 65-69 years inclusive. Ratios for Total Persons are based on populations aged 17-69.

**Figure 3 - Number of Prisoners per 100,000 Population,
by Age and Jurisdiction**

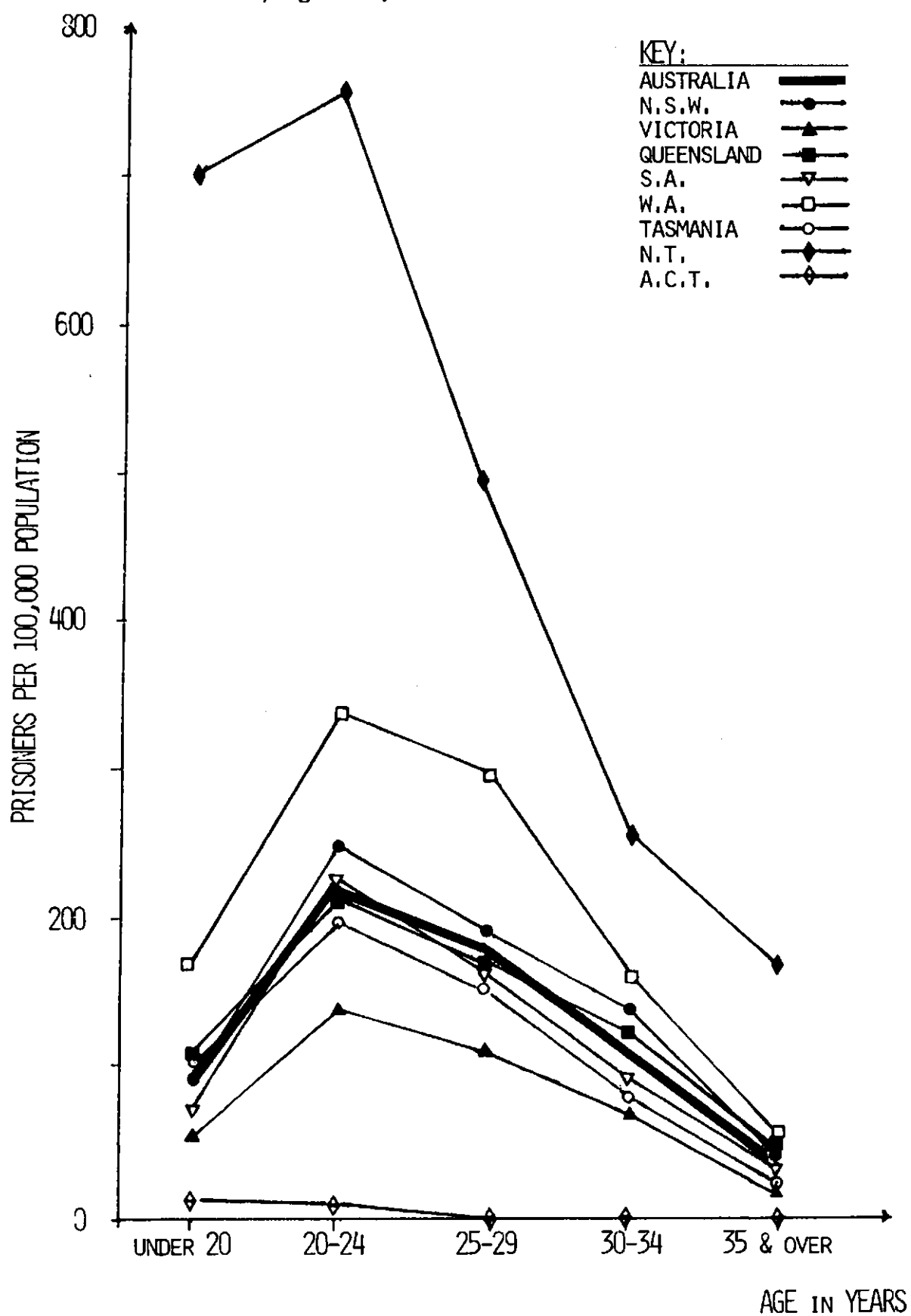


Table 3 - Number of Prisoners by Jurisdiction, Sex and Aboriginality*

ABORIGINALITY	NSW	VIC	QLD	S A	W A	TAS	N T	ACT	TOTAL
MALES									
ABORIGINAL, TORRES ST	210	70	n.a.	114	417	5	186	..	n.a.
OTHER	3345	1494	n.a.	658	869	228	110	5	n.a.
UNKNOWN	27	135	1594	24	1780
TOTAL MALES	3582	1699	1594	796	1286	233	296	5	9491
FEMALES									
ABORIGINAL, TORRES ST	6	1	n.a.	4	24	..	12	..	n.a.
OTHER	131	53	n.a.	10	40	4	4	..	n.a.
UNKNOWN	44	2	46
TOTAL FEMALES	137	54	44	16	64	4	16	..	335
PERSONS									
ABORIGINAL, TORRES ST	216	71	n.a.	118	441	5	198	..	n.a.
OTHER	3476	1547	n.a.	668	909	232	114	5	n.a.
UNKNOWN	27	135	1638	26	1826
TOTAL PERSONS	3719	1753	1638	812	1350	237	312	5	9826

Table 3a - Percentage of Prisoners by Jurisdiction, Sex and Aboriginality

ABORIGINALITY	NSW	VIC	QLD	S A	W A	TAS	N T	ACT	TOTAL
MALES									
ABORIGINAL, TORRES ST	5.9	4.1	n.a.	14.3	32.4	2.1	62.8	..	n.a.
OTHER	93.4	87.9	n.a.	82.7	67.6	97.9	37.2	100.0	n.a.
UNKNOWN	.8	7.9	100.0	3.0	18.8
TOTAL MALES	100.0	100.0	100.0	100.0	100.0	100.0	100.0	100.0	100.0
FEMALES									
ABORIGINAL, TORRES ST	4.4	1.9	n.a.	25.0	37.5	..	75.0	..	n.a.
OTHER	95.6	98.1	n.a.	62.5	62.5	100.0	25.0	..	n.a.
UNKNOWN	100.0	12.5	13.7
TOTAL FEMALES	100.0	100.0	100.0	100.0	100.0	100.0	100.0	100.0	100.0
PERSONS									
ABORIGINAL, TORRES ST	5.8	4.1	n.a.	14.5	32.7	2.1	63.5	..	n.a.
OTHER	93.5	88.2	n.a.	82.3	67.3	97.9	36.5	100.0	n.a.
UNKNOWN	.7	7.7	100.0	3.2	18.6
TOTAL PERSONS	100.0	100.0	100.0	100.0	100.0	100.0	100.0	100.0	100.0

* See Explanatory Note 5.

Table 4 - Number of Prisoners by Jurisdiction, Sex and State/Country of Birth

BIRTHPLACE	NSW	VIC	QLD	S A	W A	TAS	N T	ACT	TOTAL
MALES									
AUSTRALIA									
- NSW	2316	115	259	70	80	11	28	3	2882
- VIC	199	1042	121	77	93	10	22	..	1564
- QLD	121	22	917	30	24	..	17	1	1132
- S.A.	41	28	17	419	28	1	9	..	543
- W.A.	29	18	19	8	792	..	16	..	882
- TAS	25	53	22	15	15	204	1	..	335
- N.T.	6	5	4	8	3	..	164	..	190
- ACT.	20	..	2	2	3	27
- AUSTRALIA nec.	16	46	8	..	3	..	13	..	86
AUSTRALIA TOTAL	2773	1329	1369	629	1041	226	270	4	7641
NEW ZEALAND	144	25	58	11	29	1	4	..	272
PAPUA NEW GUINEA	3	..	8	1	12
OTHER OCEANIA	11	1	2	1	15
VIETNAM	5	2	1	1	1	10
OTHER ASIA	34	22	9	4	11	1	81
UK,EIRE	208	90	60	66	126	4	8	1	563
GREECE	15	27	2	9	2	..	4	..	59
ITALY	57	38	10	11	20	..	1	..	137
YUGOSLAVIA	75	40	10	12	5	..	4	..	146
OTHER EUROPE	115	57	47	27	35	..	5	..	286
USA	4	..	7	1	4	1	17
CANADA	4	2	1	1	1	9
OTHER AMERICA	23	1	24
AFRICA	12	8	3	1	5	29
MIDDLE EAST	89	37	4	5	4	139
UNKNOWN	10	20	3	16	2	51
TOTAL MALES	3582	1699	1594	796	1286	233	296	5	9491
FEMALES									
AUSTRALIA									
- NSW	80	4	6	1	5	..	2	..	98
- VIC	7	25	3	..	2	..	1	..	38
- QLD	7	..	27	34
- S.A.	..	1	..	11	2	..	1	..	15
- W.A.	2	1	33	36
- TAS	1	5	3	..	2	4	15
- N.T.	1	11	..	12
- AUSTRALIA nec.	..	4	4
AUSTRALIA TOTAL	97	39	40	13	44	4	15	..	252
NEW ZEALAND	14	2	1	..	3	..	1	..	21
OTHER OCEANIA	1	1	2
OTHER ASIA	1	1
UK,EIRE	12	3	1	..	9	25
OTHER EUROPE	5	6	1	1	5	18
USA	2	2	4
OTHER AMERICA	..	3	3
MIDDLE EAST	6	6
UNKNOWN	2	1	3
TOTAL FEMALES	137	54	44	16	64	4	16	..	335
TOTAL PERSONS	3719	1753	1638	812	1350	237	312	5	9826

Table 5 - Number and Percentage of Prisoners by Jurisdiction, Sex and Location of Last Known Address *

LOCATION OF ADDRESS	MALES		FEMALES		TOTAL	
	No.	%	No.	%	No.	%
PRISONERS HELD IN NEW SOUTH WALES						
NEW SOUTH WALES STATISTICAL DIVISIONS						
- Sydney	2246	62.7	96	70.0	2342	62.9
- Hunter	197	5.5	8	5.8	205	5.5
- Illawarra	114	3.2	1	.7	115	3.1
- Richmond-Tweed	52	1.5	3	2.2	55	1.5
- Mid-North Coast	66	1.8	2	1.5	68	1.8
- Northern	67	1.9	67	1.8
- North-Western	65	1.8	1	.7	66	1.8
- Central-West	83	2.3	2	1.5	85	2.3
- South-Eastern	60	1.7	60	1.6
- Murrumbidgee	71	2.0	71	1.9
- Murray	41	1.1	41	1.1
- Far West	22	.6	22	.6
TOTAL NEW SOUTH WALES	3084	86.1	113	82.5	3197	85.9
VICTORIA	72	2.0	2	1.5	74	2.0
QUEENSLAND	65	1.8	3	2.2	68	1.8
SOUTH AUSTRALIA	25	.7	25	.7
WESTERN AUSTRALIA	8	.2	2	1.5	10	.3
TASMANIA	5	.1	5	.1
NORTHERN TERRITORY	3	.1	3	.1
A.C.T.	53	1.5	1	.7	54	1.5
OVERSEAS	28	.8	6	4.4	34	.9
NO FIXED ADDRESS	165	4.6	5	3.6	170	4.6
NOT STATED	72	2.0	6	3.6	78	2.0
TOTAL	3582	100.0	137	100.0	3719	100.0
PRISONERS HELD IN VICTORIA						
VICTORIAN STATISTICAL DIVISIONS						
- Melbourne	1163	68.5	45	83.3	1208	68.9
- Barwon	61	3.6	3	5.6	64	3.7
- South-Western	18	1.1	18	1.0
- Central Highlands	32	1.9	32	1.8
- Wimmera	10	.6	10	.6
- North Mallee	24	1.4	24	1.3
- Loddon-Campaspe	48	2.8	1	1.9	49	2.8
- Goulburn	49	2.9	49	2.8
- North-Eastern	23	1.4	1	1.9	24	1.4
- East Gippsland	17	1.0	17	1.0
- Central Gippsland	35	2.1	35	2.0
- East Central	5	.3	5	.3
- Victoria (unspec)	1	1.9	1	.1
TOTAL VICTORIA	1485	87.4	51	94.4	1536	87.6
NEW SOUTH WALES	59	3.5	1	1.9	60	3.4
QUEENSLAND	17	1.0	17	1.0
SOUTH AUSTRALIA	19	1.1	1	1.9	20	1.1
WESTERN AUSTRALIA	11	.6	11	.6
TASMANIA	12	.7	12	.7
NORTHERN TERRITORY	3	.2	3	.2
A.C.T.	2	.1	2	.1
OVERSEAS	8	.5	8	.5
NO FIXED ADDRESS	63	3.7	1	1.9	64	3.7
NOT STATED	20	1.2	20	1.1
TOTAL	1699	100.0	54	100.0	1753	100.0

* See Explanatory Note 6.

LOCATION OF ADDRESS	MALES		FEMALES		TOTAL	
	No.	%	No.	%	No.	%
PRISONERS HELD IN QUEENSLAND						
QUEENSLAND STATISTICAL DIVISIONS						
- Brisbane	646	40.5	21	47.7	667	40.7
- Moreton	88	5.5	3	6.8	91	5.6
- Wide Bay-Burnett	36	2.3	36	2.2
- Darling Downs	72	4.5	1	2.3	73	4.5
- South-West	4	.3	4	.2
- Fitzroy	64	4.0	2	4.5	66	4.7
- Central-West	4	.3	4	.2
- Mackay	28	1.8	28	1.7
- Northern	106	6.6	3	6.8	109	6.7
- Far North	135	8.5	3	6.8	138	8.2
- North-Western	75	4.7	2	4.5	77	4.7
- Queensland (unspec)	35	2.2	35	2.1
TOTAL QUEENSLAND	1293	81.1	35	79.5	1328	81.1
NEW SOUTH WALES	94	5.9	2	2.3	96	5.9
VICTORIA	25	1.6	1	2.3	26	1.6
SOUTH AUSTRALIA	6	.4	6	.4
WESTERN AUSTRALIA	6	.4	6	.4
TASMANIA	5	.3	1	2.3	6	.4
NORTHERN TERRITORY	2	.1	2	.1
A.C.T.	2	.1	2	.1
OVERSEAS	3	.2	3	.2
NO FIXED ADDRESS	154	9.7	5	11.4	159	9.7
NOT STATED	4	.3	4	.2
TOTAL	1594	100.0	44	100.0	1638	100.0

PRISONERS HELD IN SOUTH AUSTRALIA

SOUTH AUSTRALIAN STATISTICAL DIVISIONS						
- Adelaide	450	56.3	11	68.8	461	56.8
- Outer-Adelaide	13	1.6	13	1.6
- Yorke & Lower North	12	1.5	12	1.5
- Murray Lands	28	3.5	28	3.4
- South-East	12	1.5	12	1.5
- Eyre	26	3.3	1	6.3	27	3.3
- Northern	56	7.0	2	12.5	58	7.1
- South Australia (unspec)	104	13.1	2	12.5	106	13.0
TOTAL SOUTH AUSTRALIA	701	88.1	16	100.0	717	88.3
NEW SOUTH WALES	15	1.9	15	1.8
VICTORIA	11	1.4	11	1.4
QUEENSLAND	5	.6	5	.6
WESTERN AUSTRALIA	3	.4	3	.4
NORTHERN TERRITORY	3	.4	3	.4
NO FIXED ADDRESS	58	7.3	58	7.1
TOTAL	796	100.0	16	100.0	812	100.0

PRISONERS HELD IN TASMANIA

TASMANIAN STATISTICAL DIVISIONS						
- Hobart	101	43.3	3	75.0	104	43.9
- Southern	8	3.4	8	3.4
- Northern	74	31.8	1	25.0	75	31.6
- Mersey-Lyell	31	13.3	31	13.1
TOTAL TASMANIA	214	91.8	4	100.0	218	92.0
NEW SOUTH WALES	3	1.3	3	1.3
VICTORIA	5	2.1	5	2.1
NO FIXED ADDRESS	9	3.9	9	3.7
NOT STATED	2	.9	2	.8
TOTAL	233	100.0	4	100.0	237	100.0

PRISONERS HELD IN NORTHERN TERRITORY

NORTHERN TERRITORY STATISTICAL DIVISIONS						
- Darwin	68	23.0	5	31.3	73	23.4
- Balance of Northern Territory	174	58.8	10	62.5	184	59.0
- Northern Territory (unspec)	8	2.7	8	2.6
TOTAL NORTHERN TERRITORY	250	84.5	15	93.8	265	87.2
NEW SOUTH WALES	4	1.4	4	1.3
VICTORIA	8	2.7	8	2.6
QUEENSLAND	11	3.7	11	3.6
SOUTH AUSTRALIA	3	1.0	3	1.0
WESTERN AUSTRALIA	8	2.7	8	2.6
OVERSEAS	3	1.0	3	1.0
NO FIXED ADDRESS	4	1.4	1	6.3	5	1.6
NOT STATED	5	1.7	5	1.6
TOTAL	296	100.0	16	100.0	312	100.0

PRISONERS HELD IN A.C.T.

A.C.T.	2	40.0	2	40.0
NEW SOUTH WALES	3	60.0	3	60.0
TOTAL	5	100.0	5	100.0

Table 6 - Number of Prisoners by Jurisdiction, Sex and Marital Status at Receival *

MARITAL STATUS	NSW	VIC	QLD	S A	W A	TAS	N T	ACT	TOTAL
MALES									
NEVER MARRIED	2287	845	1084	464	762	129	179	2	5752
MARRIED	927	503	343	197	392	79	77	2	2520
SEPARATED	68	68	76	47	65	9	14	1	348
DIVORCED	244	151	67	54	54	13	21	..	604
WIDOWED	33	14	24	7	11	1	2	..	92
UNKNOWN	23	118	..	27	2	2	3	..	175
TOTAL MALES	3582	1699	1594	796	1286	233	296	5	9491
FEMALES									
NEVER MARRIED	66	25	29	8	30	1	7	..	166
MARRIED	45	11	5	2	23	1	6	..	93
SEPARATED	14	3	4	1	8	2	3	..	35
DIVORCED	8	9	2	1	2	22
WIDOWED	4	6	4	1	1	16
UNKNOWN	3	3
TOTAL FEMALES	137	54	44	16	64	4	16	..	335
TOTAL PERSONS	3719	1753	1638	812	1350	237	312	5	9826

Table 6a - Percentage of Prisoners by Jurisdiction, Sex and Marital Status at Receival

MARITAL STATUS	NSW	VIC	QLD	S A	W A	TAS	N T	ACT	TOTAL
MALES									
NEVER MARRIED	63.8	49.7	68.0	58.3	59.3	55.4	60.5	40.0	60.6
MARRIED	25.9	29.6	21.5	24.7	30.5	33.9	26.0	40.0	26.6
SEPARATED	1.9	4.0	4.8	5.9	5.1	3.9	4.7	20.0	3.7
DIVORCED	6.8	8.9	4.2	6.8	4.2	5.6	7.1	..	6.4
WIDOWED	.9	.8	1.5	.9	.9	.4	.7	..	1.0
UNKNOWN	.6	6.9	..	3.4	.2	.9	1.0	..	1.8
TOTAL MALES	100.0	100.0	100.0	100.0	100.0	100.0	100.0	100.0	100.0
FEMALES									
NEVER MARRIED	48.2	46.3	65.9	50.0	46.9	25.0	43.8	..	49.6
MARRIED	32.8	20.4	11.4	12.5	35.9	25.0	37.5	..	27.8
SEPARATED	10.2	5.6	9.1	6.3	12.5	50.0	18.8	..	10.4
DIVORCED	5.8	16.7	4.5	6.3	3.1	6.6
WIDOWED	2.9	11.1	9.1	6.3	1.6	4.8
UNKNOWN	18.89
TOTAL FEMALES	100.0	100.0	100.0	100.0	100.0	100.0	100.0	100.0	100.0

* See Explanatory Note 7.

Table 7 - Number of Prisoners by Jurisdiction, Sex and Employment Status at Arrest/Charge *

STATUS	NSW	VIC	QLD	S A	W A	TAS	N T	ACT	TOTAL
MALES									
EMPLOYED	2791	801	629	183	365	70	181	2	5022
UNEMPLOYED	631	711	606	376	745	142	109	3	3323
HOME DUTIES	..	1	1
STUDENT	7	11	1	4	2	..	3	..	28
OTHER	67	32	47	22	22	17	2	..	209
UNKNOWN	86	143	311	211	152	4	1	..	908
TOTAL MALES	3582	1699	1594	796	1286	233	296	5	9491
FEMALES									
EMPLOYED	35	3	11	2	8	1	4	..	64
UNEMPLOYED	13	28	15	7	39	1	5	..	108
HOME DUTIES	71	11	14	4	14	2	6	..	122
STUDENT	2	2
OTHER	4	8	4	1	1	..	18
UNKNOWN	12	4	..	2	3	21
TOTAL FEMALES	137	54	44	16	64	4	16	..	335
TOTAL PERSONS	3719	1753	1638	812	1350	237	312	5	9826

Table 7a - Percentage of Prisoners by Jurisdiction, Sex and Employment Status at Arrest/Charge

STATUS	NSW	VIC	QLD	S A	W A	TAS	N T	ACT	TOTAL
MALES									
EMPLOYED	77.9	47.1	39.5	28.4	23.0	30.0	61.1	40.0	52.9
UNEMPLOYED	17.6	41.8	38.0	47.2	57.9	60.9	36.8	60.0	35.0
HOME DUTIES	..	.10
STUDENT	.2	.6	.1	.5	.2	..	1.0	..	.3
OTHER	1.9	1.9	2.9	2.8	1.7	7.3	.7	..	2.2
UNKNOWN	2.4	8.4	19.5	26.5	11.8	1.7	.3	..	9.5
TOTAL MALES	100.0	100.0	100.0	100.0	100.0	100.0	100.0	100.0	100.0
FEMALES									
EMPLOYED	25.5	5.6	25.0	12.5	12.5	25.0	25.0	..	19.1
UNEMPLOYED	9.5	51.9	34.1	43.8	60.9	25.0	31.3	..	32.2
HOME DUTIES	51.8	20.4	31.8	25.0	21.9	50.0	37.5	..	36.4
STUDENT	1.56
OTHER	2.9	14.8	9.1	6.3	6.3	..	5.4
UNKNOWN	8.8	7.4	..	12.5	4.7	6.3
TOTAL FEMALES	100.0	100.0	100.0	100.0	100.0	100.0	100.0	100.0	100.0

* See Explanatory Note 8.

Table 8 - Number of Prisoners by Jurisdiction, Sex and Highest Level of Education *

LEVEL ATTAINED	NSW	VIC	QLD	S A	W A	TAS	N T	ACT	TOTAL
MALES									
TERTIARY	1	56	15	4	21	2	11	..	110
TECHNICAL,TRADE	10	89	6	3	67	2	9	..	186
OTHER POST-SECONDARY	..	17	30	14	..	2	4	..	67
COMPLETE SECONDARY	55	158	130	68	52	43	34	1	541
PART SECONDARY	171	1070	1139	484	305	164	108	4	3445
COMPLETE PRIMARY	6	101	127	85	830	9	41	..	1559
PART PRIMARY	1	35	127	75		7	45	..	
NO FORMAL SCHOOLING	..	11	9	7		2	41	..	
UNKNOWN	3338	162	11	56	11	2	3	..	3583
TOTAL MALES	3582	1699	1594	796	1286	233	296	5	9491
FEMALES									
TERTIARY	..	2	2
TECHNICAL,TRADE	2	..	1	..	3
OTHER POST-SECONDARY	..	1	2	1	4
COMPLETE SECONDARY	3	12	5	1	2	2	2	..	27
PART SECONDARY	3	29	32	7	29	2	5	..	107
COMPLETE PRIMARY	..	1	4	2	30	..	2	..	49
PART PRIMARY	..	1	1	2		..	5	..	
NO FORMAL SCHOOLING	1	..	
UNKNOWN	131	8	..	3	1	143
TOTAL FEMALES	137	54	44	16	64	4	16	..	335
TOTAL PERSONS	3719	1753	1638	812	1350	237	312	5	9826

Table 8a - Percentage of Prisoners by Jurisdiction, Sex and Highest Level of Education

LEVEL ATTAINED	NSW	VIC	QLD	S A	W A	TAS	N T	ACT	TOTAL
MALES									
TERTIARY	.0	3.3	.9	.5	1.6	.9	3.7	..	1.2
TECHNICAL,TRADE	.3	5.2	.4	.3	5.2	.9	3.0	..	2.0
OTHER POST-SECONDARY	..	1.0	1.9	1.8	..	.9	1.4	..	.7
COMPLETE SECONDARY	1.5	9.3	8.2	8.5	4.0	18.5	11.5	20.0	5.7
PART SECONDARY	4.8	63.0	71.5	60.8	23.7	70.4	36.5	80.0	36.3
COMPLETE PRIMARY	.2	5.9	8.0	10.7	64.5	3.9	13.9	..	16.5
PART PRIMARY	.0	2.1	8.0	9.4		3.0	15.2	..	
NO FORMAL SCHOOLING	..	.6	.6	.9		.9	13.9	..	
UNKNOWN	93.2	9.5	.7	7.0	.9	.9	1.0	..	37.8
TOTAL MALES	100.0	100.0	100.0	100.0	100.0	100.0	100.0	100.0	100.0
FEMALES									
TERTIARY	..	3.76
TECHNICAL,TRADE	3.1	..	6.3	..	.9
OTHER POST-SECONDARY	..	1.9	4.5	6.3	1.2
COMPLETE SECONDARY	2.2	22.2	11.4	6.3	3.1	50.0	12.5	..	8.1
PART SECONDARY	2.2	53.7	72.7	43.8	45.3	50.0	31.3	..	31.9
COMPLETE PRIMARY	..	1.9	9.1	12.5	46.9	..	12.5	..	14.7
PART PRIMARY	..	1.9	2.3	12.5		..	31.3	..	
NO FORMAL SCHOOLING	6.3	..	
UNKNOWN	95.6	14.8	..	18.8	1.6	42.7
TOTAL FEMALES	100.0	100.0	100.0	100.0	100.0	100.0	100.0	100.0	100.0

* See Explanatory Note 9.

Table 10 - Number of Prisoners by Jurisdiction, Sex and Legal Status of Prisoner *

LEGAL STATUS	NSW	VIC	QLD	S A	W A	TAS	N T	ACT	TOTAL
MALES									
UNCONVICTED	341	157	108	70	76	15	19	5	791
CONVICTED:									
- Awaiting Sentence	85	5	..	28	15	2	135
- Awaiting Appeal	145	13	32	..	57	8	255
- Under Sentence									
- Breach of Parole	466	304	27	19	98	13	20	..	947
- Other	2540	1178	1421	679	1039	194	253	..	7304
Awaiting Deportation	3	2	5	..	1	..	4	..	15
Other	2	40	1	1	44
TOTAL MALES	3582	1699	1594	796	1286	233	296	5	9491
FEMALES									
UNCONVICTED	28	11	2	1	4	..	2	..	48
CONVICTED:									
- Awaiting Sentence	1	3	1	5
- Awaiting Appeal	8	1	2	..	2	13
- Under Sentence									
- Breach of Parole	11	2	1	..	1	..	15
- Other	89	38	39	12	56	4	13	..	251
Awaiting Deportation	..	1	1	2
Other	..	1	1
TOTAL FEMALES	137	54	44	16	64	4	16	..	335
TOTAL PERSONS	3719	1753	1638	812	1350	237	312	5	9826

Table 10a - Percentage of Prisoners by Jurisdiction, Sex and Legal Status of Prisoner

LEGAL STATUS	NSW	VIC	QLD	S A	W A	TAS	N T	ACT	TOTAL
MALES									
UNCONVICTED	9.5	9.2	6.8	8.8	5.9	6.4	6.4	100.0	8.3
CONVICTED:									
- Awaiting Sentence	2.4	.3	..	3.5	1.2	.9	1.4
- Awaiting Appeal	4.0	.8	2.0	..	4.4	3.4	2.7
- Under Sentence									
- Breach of Parole	13.0	17.9	1.7	2.4	7.6	5.6	6.8	..	10.0
- Other	70.9	69.3	89.1	85.3	80.8	83.2	85.4	..	76.9
Awaiting Deportation	.1	.1	.3	..	.1	..	1.4	..	.2
Other	.1	2.4	.145
TOTAL MALES	100.0	100.0	100.0	100.0	100.0	100.0	100.0	100.0	100.0
FEMALES									
UNCONVICTED	20.4	20.4	4.5	6.3	6.3	..	12.5	..	14.3
CONVICTED:									
- Awaiting Sentence	.7	18.8	1.6	1.5
- Awaiting Appeal	5.8	1.9	4.5	..	3.1	3.9
- Under Sentence									
- Breach of Parole	8.0	3.7	1.6	..	6.3	..	4.5
- Other	65.0	70.4	88.6	75.0	87.5	100.0	81.2	..	74.9
Awaiting Deportation	..	1.9	2.36
Other	..	1.93
TOTAL FEMALES	100.0	100.0	100.0	100.0	100.0	100.0	100.0	100.0	100.0

* See Explanatory Note 10.

Figure 4 - Number of Prisoners by Legal Status and Jurisdiction

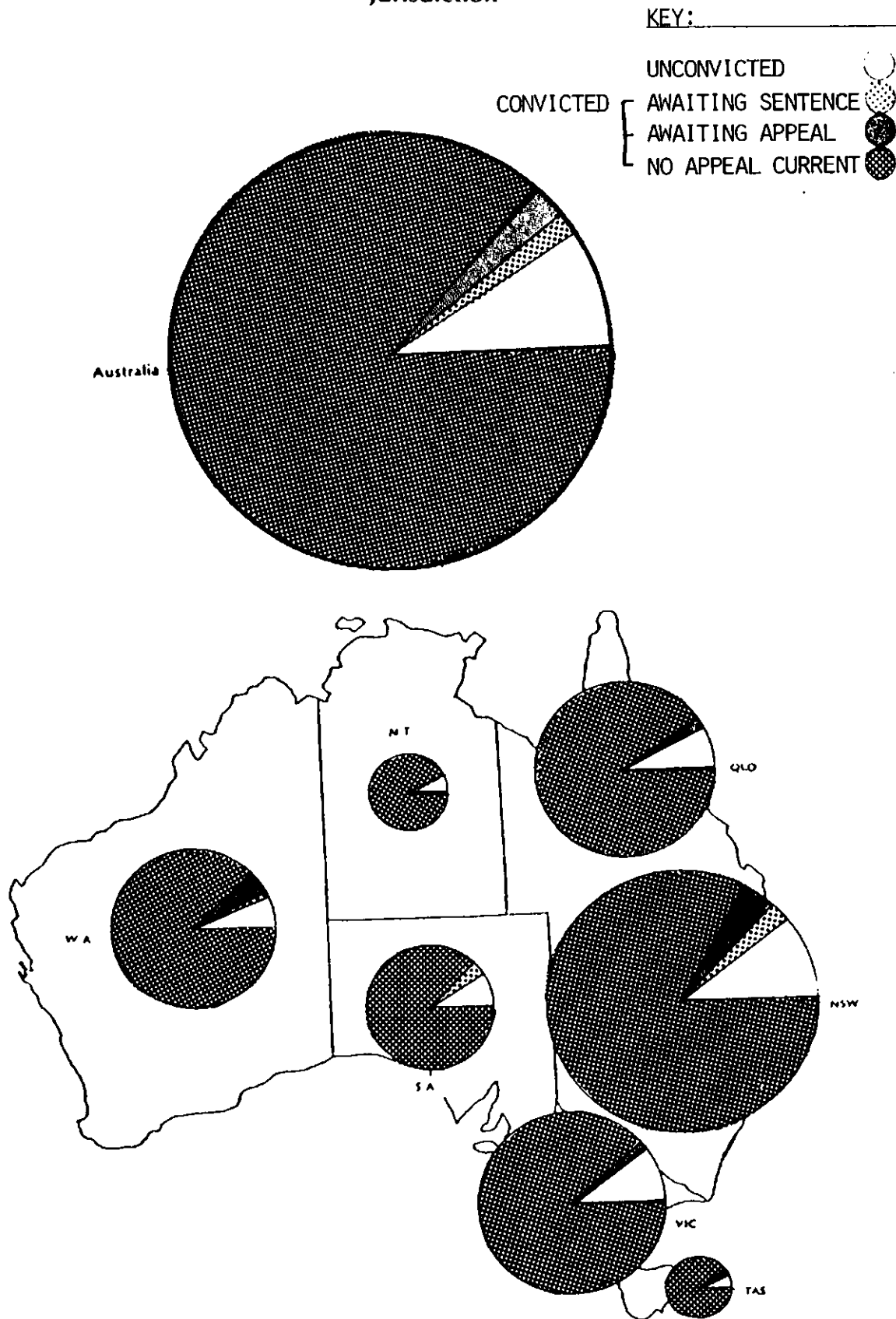


Table 11 - Number of Prisoners by Jurisdiction, Sex and Level of Court of Sentence or Most Recent Remand*

COURT LEVEL	NSW	VIC	QLD	S A	W A	TAS	N T	ACT	TOTAL
MALES									
SUPREME	564	438	564	313	n.a.	102	140	1	n.a.
DISTRICT,COUNTY	1992	549	375	233	n.a.				n.a.
MAGISTRATES	1010	706	653	229	n.a.	129	148	4	n.a.
CHILDRENS	9	n.a.	2	2	..	n.a.
FEDERAL COURT	2	1	n.a.	..	1	..	n.a.
OTHER	5	5	2	17	n.a.	..	5	..	n.a.
UNKNOWN	4	1286	1290
TOTAL MALES	3582	1699	1594	796	1286	233	296	5	9491
FEMALES									
SUPREME	15	11	13	4	n.a.	3	11	..	n.a.
DISTRICT,COUNTY	75	12	14	3	n.a.				n.a.
MAGISTRATES	47	31	17	9	n.a.	1	5	..	n.a.
UNKNOWN	64	64
TOTAL FEMALES	137	54	44	16	64	4	16	..	335
TOTAL PERSONS	3719	1753	1638	812	1350	237	312	5	9826

Table 11a - Percentage of Prisoners by Jurisdiction, Sex and Level of Court of Sentence or Most Recent Remand

COURT LEVEL	NSW	VIC	QLD	S A	W A	TAS	N T	ACT	TOTAL
MALES									
SUPREME	15.7	25.8	35.4	39.3	n.a.	43.8	47.3	20.0	n.a.
DISTRICT,COUNTY	55.6	32.3	23.5	29.3	n.a.				n.a.
MAGISTRATES	28.2	41.6	41.0	28.8	n.a.	55.4	50.0	80.0	n.a.
CHILDRENS	.3	n.a.	.9	.7	..	n.a.
FEDERAL COURT	.1	.1	n.a.	..	.3	..	n.a.
OTHER	.1	.3	.1	2.1	n.a.	..	1.7	..	n.a.
UNKNOWN5	100.0	13.6
TOTAL MALES	100.0	100.0	100.0	100.0	100.0	100.0	100.0	100.0	100.0
FEMALES									
SUPREME	10.9	20.4	29.5	25.0	n.a.	75.0	68.8	..	n.a.
DISTRICT,COUNTY	54.7	22.2	31.8	18.8	n.a.				n.a.
MAGISTRATES	34.3	57.4	38.6	56.3	n.a.	25.0	31.3	..	n.a.
UNKNOWN	100.0	19.1
TOTAL FEMALES	100.0	100.0	100.0	100.0	100.0	100.0	100.0	100.0	100.0

* See Explanatory Note 11.

Figure 5 - Number of Prisoners by Level of Court and Jurisdiction

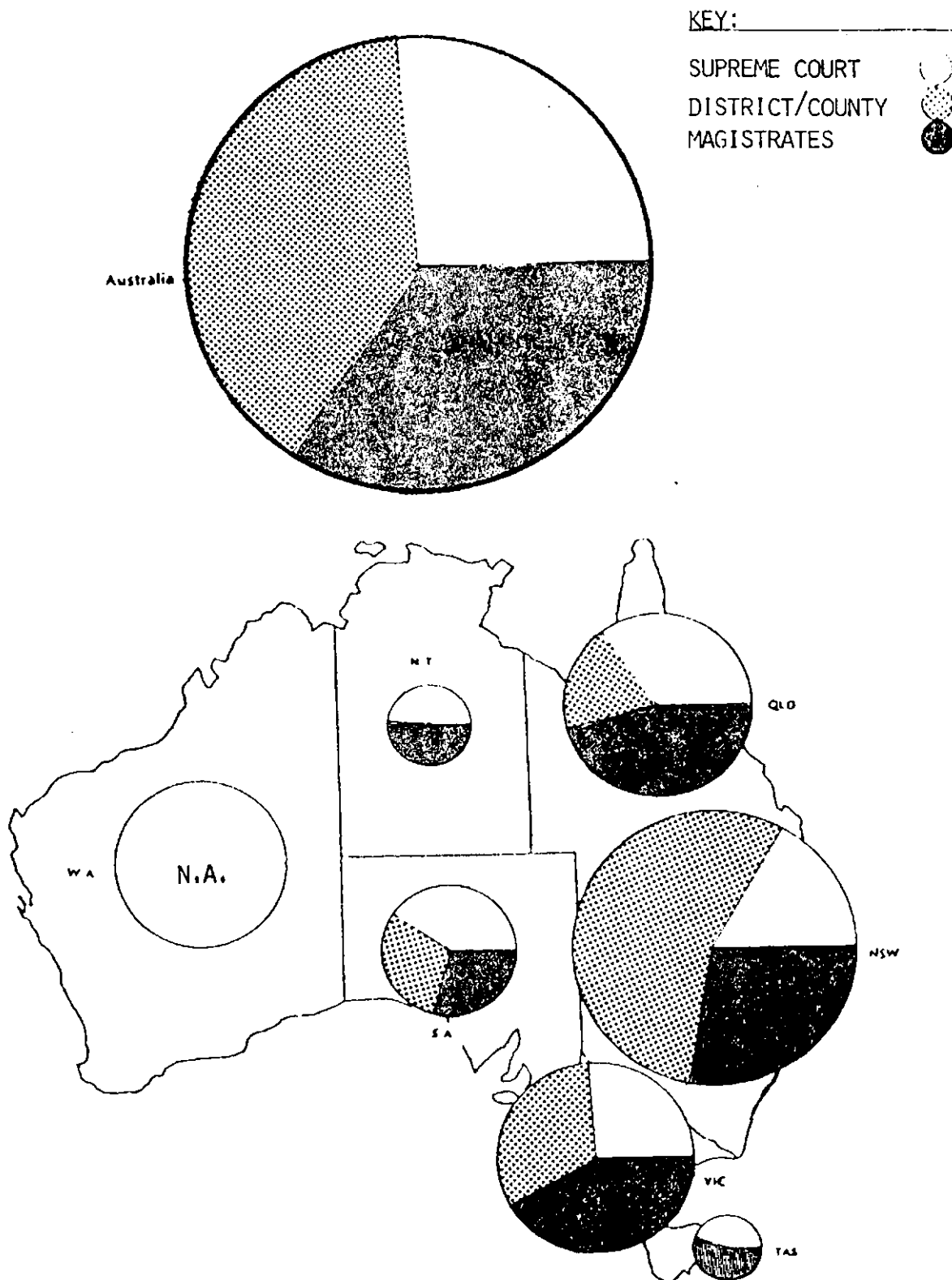


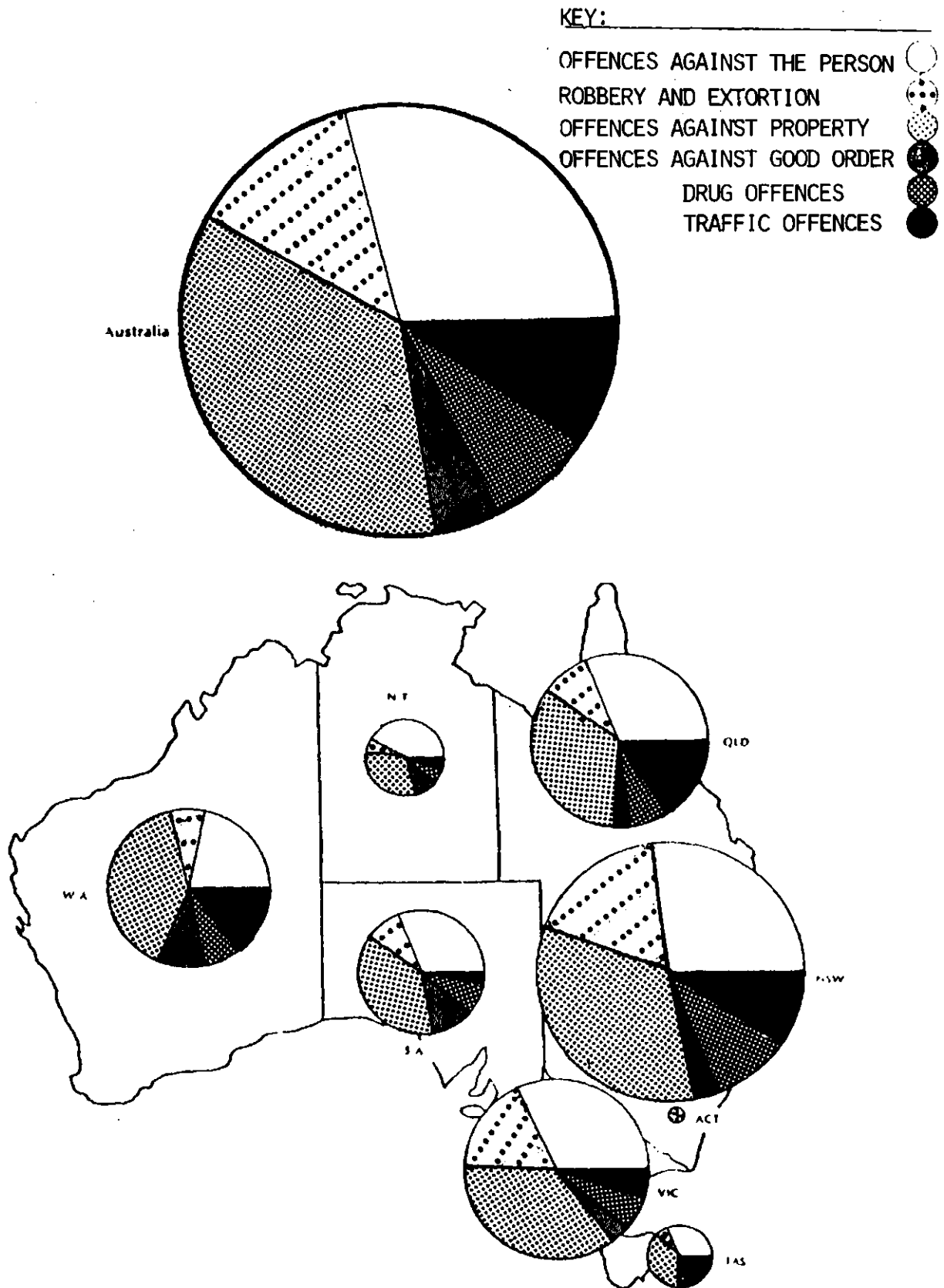
Table 12 - Number of Prisoners by Jurisdiction, Sex and Most Serious Offence/Charge *

OFFENCE	NSW	VIC	QLD	S A	W A	TAS	N T	ACT	TOTAL
MALES									
OFFENCES AGAINST THE PERSON:									
HOMICIDE	401	225	186	75	71	26	34	..	1018
ASSAULTS	232	133	82	66	77	14	54	..	658
SEXUAL OFFENCES	304	167	210	99	98	29	27	1	935
AGAINST PERSON nec.	33	14	13	6	10	1	4	..	81
ROBBERY & EXTORTION									
ROBBERY	629	275	141	87	91	8	13	..	1244
EXTORTION	13	2	4	..	1	20
OFFENCES AGAINST PROPERTY:									
BREAK & ENTER	564	294	247	171	233	49	62	2	1622
FRAUD ETC.	150	52	89	29	57	13	8	..	398
RECEIVING	74	21	15	12	25	2	7	..	156
OTHER THEFT	353	227	152	60	142	26	16	1	977
PROPERTY DAMAGE	48	28	32	17	7	3	4	..	139
OFFENCES AGAINST GOOD ORDER:									
GOVT SECURITY	2	1	9	..	6	..	6	..	24
JUSTICE PROCEDURE	65	22	11	69	95	1	20	..	283
PROSTITUTION	..	3	3
OFFENSIVE BHVR	6	7	1	4	6	2	26
UNLAWF POSS WEAPON	14	6	8	2	5	35
OTHER GOOD ORDER	12	11	14	9	9	1	4	..	60
DRUG OFFENCES:									
POSSESS,USE DRUGS	63	15	30	12	12	..	3	..	135
TRAFFICKING DRUGS	242	79	67	33	68	8	7	..	504
MANUFACTURE DRUGS	39	..	15	16	6	..	76
TRAFFIC OFFENCES:									
DRIVING OFFENCES	218	32	142	17	63	45	13	..	530
ADMIN'VE OFFENCES	114	56	92	7	114	4	387
OTHER TRAFFIC	20	1	1	..	22
OTHER OFFENCES									
UNKNOWN	6	29	14	4	7	1	5	1	67
UNKNOWN	89	..	2	..	91
TOTAL MALES	3582	1699	1594	796	1286	233	296	5	9491
FEMALES									
OFFENCES AGAINST THE PERSON:									
HOMICIDE	16	8	7	1	6	2	8	..	48
ASSAULTS	10	2	1	3	3	..	2	..	21
SEXUAL OFFENCES	1	..	1	2
AGAINST PERSON nec.	2	2
ROBBERY & EXTORTION									
ROBBERY	21	5	3	1	5	35
EXTORTION	1	1	2
OFFENCES AGAINST PROPERTY:									
BREAK & ENTER	15	6	5	2	6	..	1	..	35
FRAUD ETC.	11	1	9	3	9	1	2	..	36
RECEIVING	..	2	5	7
OTHER THEFT	11	8	2	..	4	25
PROPERTY DAMAGE	1	..	2	1	2	6
OFFENCES AGAINST GOOD ORDER:									
GOVT SECURITY	1	1
JUSTICE PROCEDURE	2	3	1	6
PROSTITUTION	..	5	5
OFFENSIVE BHVR	1	5	6
OTHER GOOD ORDER	..	1	1	..	4	6
DRUG OFFENCES:									
POSSESS,USE DRUGS	15	..	2	1	..	18
TRAFFICKING DRUGS	30	10	7	..	6	53
MANUFACTURE DRUGS	1	1	..	2	..	4
TRAFFIC OFFENCES:									
DRIVING OFFENCES	1	1	3	..	1	6
ADMIN'VE OFFENCES	..	1	1	2
OTHER OFFENCES									
UNKNOWN	..	4	4
UNKNOWN	5	5
TOTAL FEMALES	137	54	44	16	64	4	16	..	335
TOTAL PERSONS	3719	1753	1638	812	1350	237	312	5	9826

* See Explanatory Note 10.

OFFENCE	NSW	VIC	QLD	S A	W A	TAS	N T	ACT	TOTAL
MALES									
OFFENCES AGAINST THE PERSON:									
HOMICIDE	11.2	13.2	11.7	9.4	5.5	11.2	11.5	..	10.7
ASSAULTS	6.5	7.8	5.1	8.3	6.0	6.0	18.2	..	6.9
SEXUAL OFFENCES	8.5	9.8	13.2	12.4	7.6	12.4	9.1	20.0	9.8
AGAINST PERSON nec.	.9	.8	.8	.8	.7	.4	1.4	..	.9
ROBBERY & EXTORTION									
ROBBERY	17.6	16.2	8.8	10.9	7.1	3.4	4.4	..	13.1
EXTORTION	.4	.1	.3	..	.12
OFFENCES AGAINST PROPERTY:									
BREAK & ENTER	15.7	17.3	15.5	21.5	18.2	21.0	20.9	40.0	17.1
FRAUD ETC.	4.2	3.1	5.6	3.6	4.5	5.6	2.7	..	4.2
RECEIVING	2.1	1.2	.9	1.5	2.0	.9	2.4	..	1.7
OTHER THEFT	9.9	13.4	9.5	7.5	11.1	11.2	5.4	20.0	10.3
PROPERTY DAMAGE	1.3	1.6	2.0	2.1	.6	1.3	1.4	..	1.5
OFFENCES AGAINST GOOD ORDER:									
GOVT SECURITY	.1	.1	.6	..	.5	..	2.0	..	.3
JUSTICE PROCEDURE	1.8	1.3	.7	8.7	7.4	.4	6.7	..	3.0
PROSTITUTION	..	.20
OFFENSIVE BHVR	.2	.4	.1	.5	.5	.93
UNLAWF POSS WEAPON	.4	.4	.5	.3	.44
OTHER GOOD ORDER	.3	.6	.9	1.1	.7	.4	1.4	..	.6
DRUG OFFENCES:									
POSSESS,USE DRUGS	1.8	.9	1.9	1.5	.9	..	1.0	..	1.4
TRAFFICKING DRUGS	6.8	4.6	4.2	4.1	5.3	3.4	2.4	..	5.3
MANUFACTURE DRUGS	1.1	..	.9	2.0	2.0	..	.8
TRAFFIC OFFENCES:									
DRIVING OFFENCES	6.1	1.9	8.9	2.1	4.9	19.3	4.4	..	5.5
ADMIN'VE OFFENCES	3.2	3.3	5.8	.9	8.8	1.7	4.1
OTHER TRAFFIC	1.3	.13	..	.2
OTHER OFFENCES	.2	1.7	.9	.5	.6	.4	1.7	20.0	.7
UNKNOWN	6.9	..	.7	..	1.0
TOTAL MALES	100.0	100.0	100.0	100.0	100.0	100.0	100.0	100.0	100.0
FEMALES									
OFFENCES AGAINST THE PERSON:									
HOMICIDE	11.7	14.8	15.9	6.3	9.4	50.0	50.0	..	14.3
ASSAULTS	7.3	3.7	2.3	18.8	4.7	..	12.5	..	6.3
SEXUAL OFFENCES	.7	..	2.36
AGAINST PERSON nec.	1.56
ROBBERY & EXTORTION									
ROBBERY	15.3	9.3	6.8	6.3	7.8	10.4
EXTORTION	.7	25.06
OFFENCES AGAINST PROPERTY:									
BREAK & ENTER	10.9	11.1	11.4	12.5	9.4	..	6.3	..	10.4
FRAUD ETC.	8.0	1.9	20.5	18.8	14.1	25.0	12.5	..	10.7
RECEIVING	..	3.7	7.8	2.1
OTHER THEFT	8.0	14.8	4.5	..	6.3	7.5
PROPERTY DAMAGE	.7	..	4.5	6.3	3.1	1.8
OFFENCES AGAINST GOOD ORDER:									
GOVT SECURITY	2.33
JUSTICE PROCEDURE	1.5	18.8	1.6	1.8
PROSTITUTION	..	9.3	1.5
OFFENSIVE BHVR	6.3	7.8	1.8
OTHER GOOD ORDER	..	1.9	2.3	..	6.3		

Figure 6 - Number of Prisoners by Most Serious Offence and Jurisdiction



**Table 12b - Number of Prisoners per 100,000 Population *
by Jurisdiction, Sex and Most Serious
Offence/Charge**

OFFENCE	NSW	VIC	QLD	S A	W A	TAS	N T	ACT	TOTAL
MALES									
OFFENCES AGAINST THE PERSON:									
HOMICIDE	21.9	16.5	23.0	16.3	15.7	17.9	76.6	..	19.7
ASSAULTS	12.7	9.8	10.1	14.3	17.0	9.6	121.6	..	12.7
SEXUAL OFFENCES	16.6	12.3	26.0	21.5	21.6	20.0	60.8	1.3	18.0
AGAINST PERSON nec.	1.8	1.0	1.6	1.3	2.2	.7	1.0	..	1.7
ROBBERY & EXTORTION									
ROBBERY	34.4	20.2	17.5	18.9	20.1	5.5	29.3	..	24.0
EXTORTION	.7	.1	.5	..	.24
OFFENCES AGAINST PROPERTY:									
BREAK & ENTER	30.8	21.6	30.6	37.1	51.4	33.7	139.7	2.6	31.3
FRAUD ETC.	8.2	3.8	11.0	6.3	12.6	8.9	18.0	..	7.7
RECEIVING	4.0	1.5	1.9	2.6	5.5	1.4	15.8	..	3.0
OTHER THEFT	19.3	16.7	18.8	13.0	31.4	17.9	36.0	1.3	18.7
PROPERTY DAMAGE	2.6	2.1	3.9	3.7	1.5	2.1	9.0	..	2.7
OFFENCES AGAINST GOOD ORDER:									
GOVT SECURITY	.1	.1	1.1	..	1.3	..	13.5	..	.5
JUSTICE PROCEDURE	3.6	1.6	1.4	15.0	20.9	.7	45.1	..	5.5
PROSTITUTION	..	.21
OFFENSIVE BHVR	.3	.5	.1	.9	1.3	1.45
UNLAWF POSS WEAPON	.8	.4	1.0	.4	1.17
OTHER GOOD ORDER	.7	.8	1.7	1.9	2.0	.7	9.0	..	1.2
DRUG OFFENCES:									
POSSESS,USE DRUGS	3.4	1.1	3.7	2.6	2.6	..	6.8	..	2.6
TRAFFICKING DRUGS	13.2	5.8	8.3	7.2	15.0	5.5	15.8	..	9.7
MANUFACTURE DRUGS	2.1	..	1.9	3.5	13.5	..	1.5
TRAFFIC OFFENCES:									
DRIVING OFFENCES	11.9	2.3	17.6	3.7	13.9	31.0	29.3	..	10.2
ADMIN'VE OFFENCES	6.2	4.1	11.4	1.5	25.2	2.6	7.5
OTHER TRAFFIC	2.5	.2	2.3	..	.4
OTHER OFFENCES	.3	2.1	1.7	.9	1.5	.7	11.3	1.3	1.3
UNKNOWN	19.7	..	4.5	..	1.8
TOTAL MALES	195.8	124.7	197.4	172.8	238.9	160.3	666.7	6.4	183.2
FEMALES									
OFFENCES AGAINST THE PERSON:									
HOMICIDE	.9	.6	.9	.2	1.4	1.5	22.7	..	1.0
ASSAULTS	.6	.2	.1	.7	.7	..	5.6	..	.4
SEXUAL OFFENCES	.1	..	.10
AGAINST PERSON nec.	.10
ROBBERY & EXTORTION									
ROBBERY	1.2	.4	.4	.2	1.27
EXTORTION	.170
OFFENCES AGAINST PROPERTY:									
BREAK & ENTER	.9	.5	.7	.5	1.4	..	2.8	..	.7
FRAUD ETC.	.6	.1	1.2	.7	2.2	.7	5.6	..	.7
RECEIVING	..	.2	1.21
OTHER THEFT	.6	.6	.3	..	1.05
PROPERTY DAMAGE	.1	..	.3	.2	.51
OFFENCES AGAINST GOOD ORDER:									
GOVT SECURITY10
JUSTICE PROCEDURE	.17	.21
PROSTITUTION	..	.41
OFFENSIVE BHVR2	1.21
OTHER GOOD ORDER	..	.1	.1	..	1.01
DRUG OFFENCES:									
POSSESS,USE DRUGS	.9	..	.3	2.8	..	.4
TRAFFICKING DRUGS	1.7	.8	.9	..	1.4	1.1
MANUFACTURE DRUGS2	.2	..	5.6	..	.1
TRAFFIC OFFENCES:									
DRIVING OFFENCES	.1	.1	.4	..	.21
ADMIN'VE OFFENCES	..	.120
OTHER OFFENCES	..	.31
UNKNOWN	1.21
TOTAL FEMALES	8.0	4.2	5.9	3.7	15.4	2.9	45.1	..	6.9
TOTAL PERSONS	104.7	66.1	105.5	90.4	155.7	81.9	390.8	32.9	97.9

* Note: Ratios are based on populations aged 17-69

Table 13 - Number of Sentenced Prisoners by Jurisdiction, Sex and Type of Sentence*

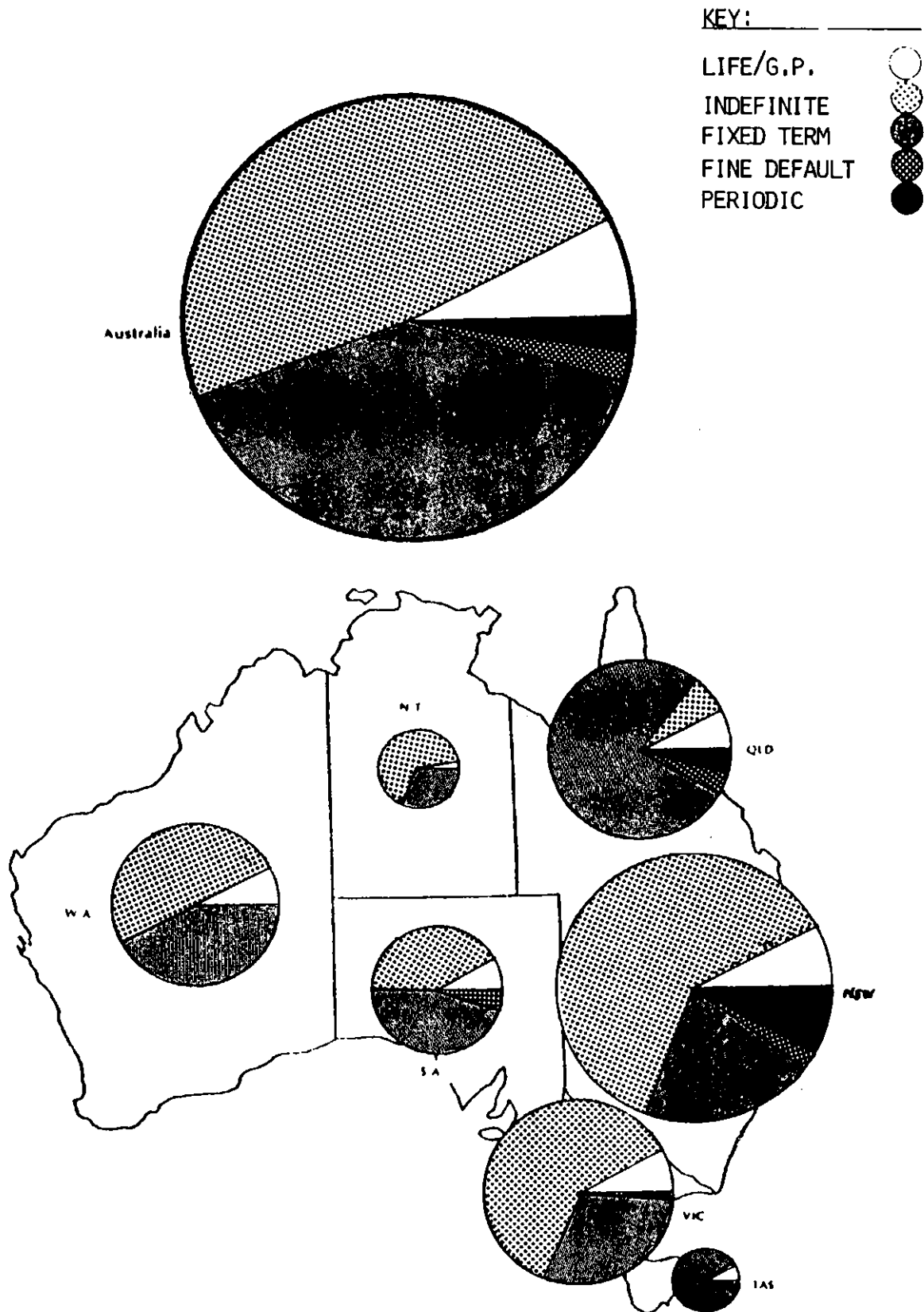
SENTENCE	NSW	VIC	QLD	S A	W A	TAS	N T	TOTAL
MALES								
LIFE	212	71	99	40	49	15	..	486
GOVERNOR'S PLEASURE	21	40	3	19	28	1	1	113
ADMINISTRATIVE	1	3	1	6	11
INDEFINITE	1968	947	105	290	603	3	184	4100
FIXED TERM	649	460	1165	314	{ 514	195	81	{ 3539
FINE DEFAULT ONLY	55	14	55	35	}	1	1	}
PERIODIC	247	..	54	301
TOTAL MALES	3153	1535	1481	698	1194	216	273	8550
FEMALES								
LIFE	9	5	2	..	5	1	5	27
GOVERNOR'S PLEASURE	..	1	1
ADMINISTRATIVE	..	1	1
INDEFINITE	71	19	7	6	25	..	4	132
FIXED TERM	28	13	25	4	{ 29	3	5	{ 118
FINE DEFAULT ONLY	..	3	6	2	}	}
PERIODIC	1	1
TOTAL FEMALES	108	42	41	12	59	4	14	280
TOTAL PERSONS	3261	1577	1522	710	1253	220	287	8830

Table 13a - Percentage of Sentenced Prisoners by Jurisdiction, Sex and Type of Sentence

SENTENCE	NSW	VIC	QLD	S A	W A	TAS	N T	TOTAL
MALES								
LIFE	6.7	4.6	6.7	5.7	4.1	6.9	..	5.7
GOVERNOR'S PLEASURE	.7	2.6	.2	2.7	2.3	.5	.4	1.3
ADMINISTRATIVE	.0	.25	2.2	.1
INDEFINITE	62.4	61.7	7.1	41.5	50.5	1.4	67.4	47.9
FIXED TERM	20.6	30.0	78.7	45.0	{ 43.0	90.3	29.7	{ 41.4
FINE DEFAULT ONLY	1.7	.9	3.7	5.0	}	.5	.4	}
PERIODIC	7.8	..	3.6	3.5
TOTAL MALES	100.0	100.0	100.0	100.0	100.0	100.0	100.0	100.0
FEMALES								
LIFE	8.3	11.9	4.9	..	8.5	25.0	35.7	9.6
GOVERNOR'S PLEASURE	..	2.44
ADMINISTRATIVE	..	2.44
INDEFINITE	65.7	45.2	17.1	50.0	42.4	..	28.6	47.1
FIXED TERM	25.9	31.0	61.0	33.3	{ 49.2	75.0	35.7	{ 42.1
FINE DEFAULT ONLY	..	7.1	14.6	16.7	}	}
PERIODIC	2.44
TOTAL FEMALES	100.0	100.0	100.0	100.0	100.0	100.0	100.0	100.0

* See Explanatory Note 12.

Figure 7 - Number of Sentenced Prisoners by Type of Sentence and Jurisdiction



**Table 14 - Number of Sentenced Prisoners by Jurisdiction,
Sex and Number of Offences for which Sentenced in
Current Episode ***

NO. OFFENCES	NSW	VIC	QLD	S A	W A	TAS	N T	TOTAL
MALES								
1	884	327	461	275	220	58	102	2327
2	526	208	267	152	199	37	65	1454
3	372	138	156	86	157	32	36	977
4	306	123	128	54	122	17	27	777
5	205	98	76	31	69	13	11	503
6 - 9	456	252	178	69	181	22	22	1180
10 - 19	291	248	131	27	164	21	8	890
20 OR MORE	76	135	83	4	82	16	2	398
UNKNOWN	37	6	1	44
TOTAL MALES	3153	1535	1481	698	1194	216	273	8550
FEMALES								
1	32	8	11	4	23	1	10	89
2	17	3	10	2	7	..	1	40
3	9	5	2	1	3	..	3	23
4	5	2	4	1	7	1	..	20
5	4	3	2	..	4	1	..	14
6 - 9	18	5	3	3	5	34
10 - 19	13	11	3	..	3	30
20 OR MORE	10	4	6	1	7	1	..	29
UNKNOWN	..	1	1
TOTAL FEMALES	108	42	41	12	59	4	14	280
TOTAL PERSONS	3261	1577	1522	710	1253	220	287	8830

**Table 14a - Percentage of Sentenced Prisoners by
Jurisdiction, Sex and Number of Offences for which
Sentenced in Current Episode**

NO. OFFENCES	NSW	VIC	QLD	S A	W A	TAS	N T	TOTAL
MALES								
1	28.0	21.3	31.1	39.4	18.4	26.9	37.4	27.2
2	16.7	13.6	18.0	21.6	16.7	17.1	23.8	17.0
3	11.8	9.0	10.5	12.3	13.1	14.8	13.2	11.4
4	9.7	8.0	8.6	7.7	10.2	7.9	9.9	9.1
5	6.5	6.4	5.1	4.4	5.8	6.0	4.0	5.9
6 - 9	14.5	16.4	12.0	9.9	15.2	10.2	8.1	13.8
10 - 19	9.2	16.2	8.8	3.9	13.7	9.7	2.9	10.5
20 OR MORE	2.4	8.9	5.6	.6	6.9	7.4	.8	4.6
UNKNOWN	1.1	.4	.05
TOTAL MALES	100.0	100.0	100.0	100.0	100.0	100.0	100.0	100.0
FEMALES								
1	29.6	19.0	26.8	33.3	39.0	25.0	71.4	31.8
2	15.7	7.1	24.4	16.7	11.9	..	7.1	14.3
3	8.3	11.9	4.9	8.3	5.1	..	21.4	8.2
4	4.6	4.8	9.8	8.3	11.9	25.0	..	7.1
5	3.7	7.1	4.9	..	6.8	25.0	..	5.0
6 - 9	16.7	11.9	7.3	25.0	8.5	12.1
10 - 19	12.0	26.2	7.3	..	5.1	10.7
20 OR MORE	9.3	9.5	14.6	8.3	11.9	25.0	..	10.3
UNKNOWN	..	2.44
TOTAL FEMALES	100.0	100.0	100.0	100.0	100.0	100.0	100.0	100.0

* See Explanatory Note 14.

Figure 8 - Number of Sentenced Prisoners by Number of Offences and Jurisdiction

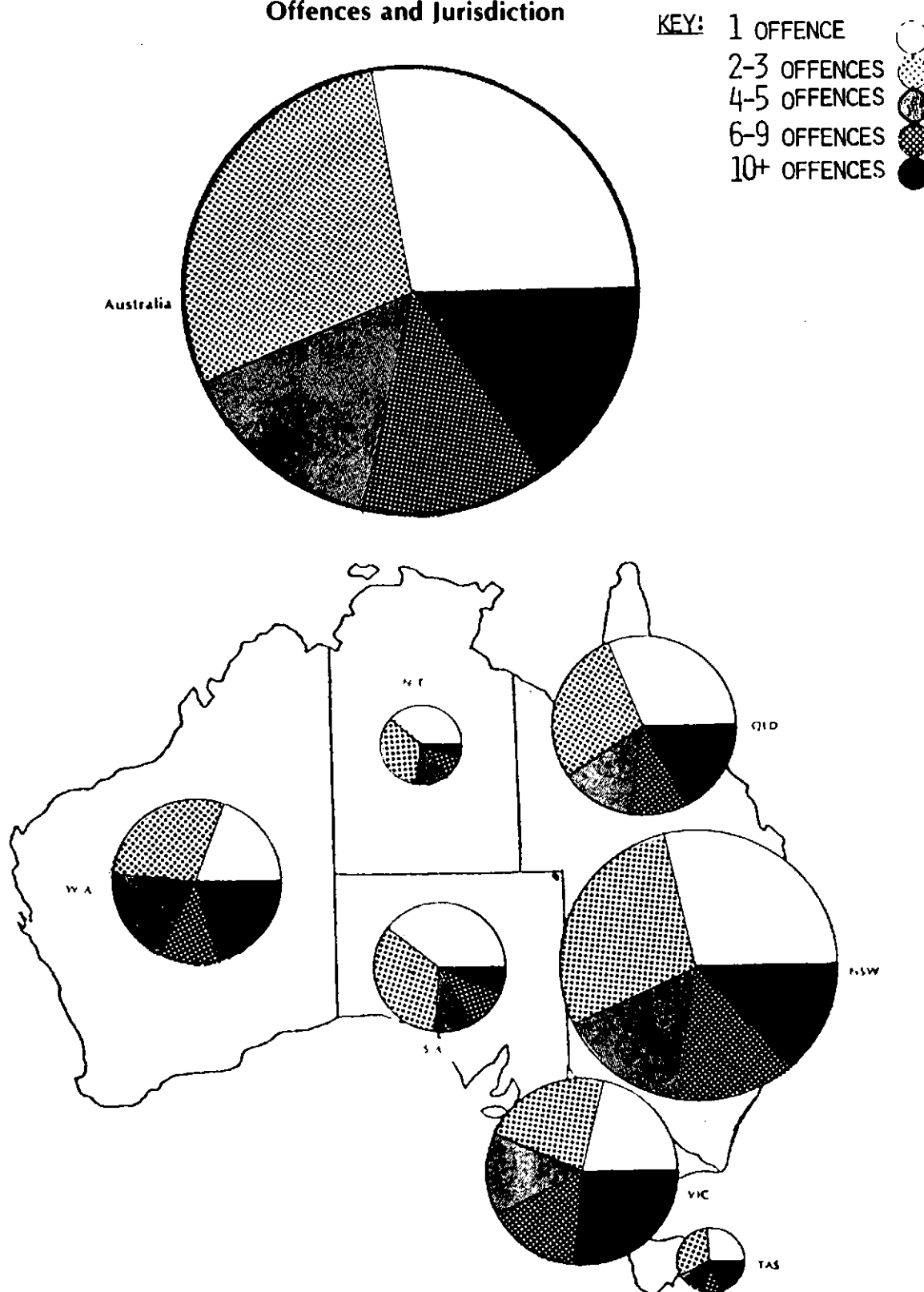


Table 15 - Number of Sentenced Prisoners by Jurisdiction, Sex and Aggregate Sentence *

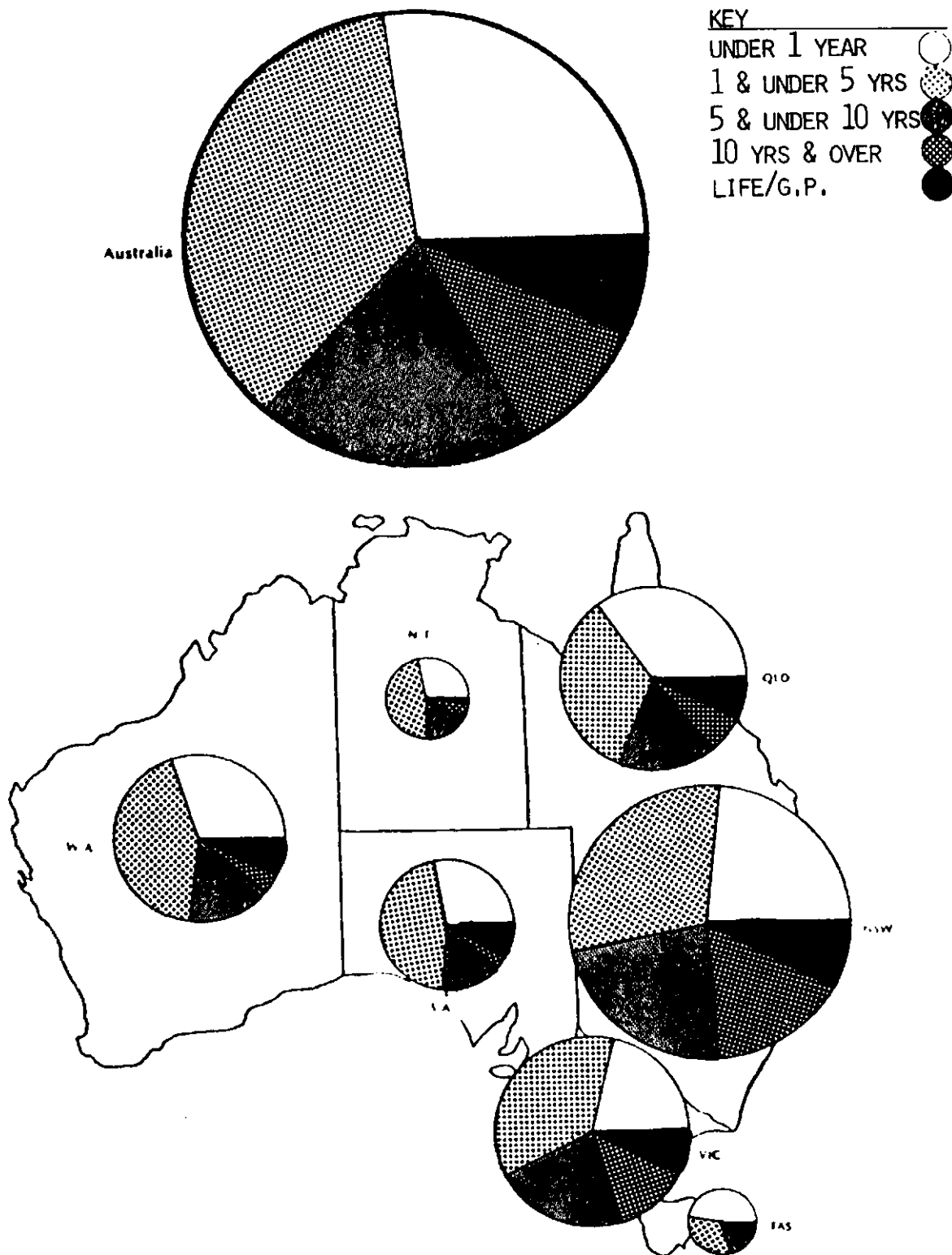
SENTENCE	NSW	VIC	QLD	S A	W A	TAS	N T	TOTAL
MALES								
PERIODIC	247	..	54	301
UNDER 1 MTH	79	17	7	22	28	5	5	163
1 & UNDER 3 MTHS	36	69	86	40	57	21	4	313
3 & UNDER 6 MTHS	112	63	148	38	122	33	22	538
6 & UNDER 12 MTHS	260	166	219	87	145	43	44	964
1 & UNDER 2 YRS	269	185	181	128	189	43	63	1058
2 & UNDER 5 YRS	677	373	313	187	326	28	72	1976
5 & UNDER 10 YRS	706	346	266	105	198	24	45	1690
10 YRS & OVER	509	205	103	22	52	..	16	907
LIFE, G.P.	241	111	104	59	77	19	1	612
UNKNOWN	17	10	1	28
TOTAL MALES	3153	1535	1481	698	1194	216	273	8550
FEMALES								
PERIODIC	1	1
UNDER 1 MTH	..	2	1	3	6	12
1 & UNDER 3 MTHS	6	3	2	..	9	..	2	22
3 & UNDER 6 MTHS	4	6	7	..	7	..	1	25
6 & UNDER 12 MTHS	5	5	3	4	4	1	1	23
1 & UNDER 2 YRS	10	5	10	1	7	..	1	34
2 & UNDER 5 YRS	31	6	8	2	16	2	..	68
5 & UNDER 10 YRS	32	7	3	1	3	..	4	50
10 YRS & OVER	11	2	1	..	2	16
LIFE, G.P.	9	6	2	..	5	1	5	28
UNKNOWN	1	1
TOTAL FEMALES	108	42	41	12	59	4	14	280
TOTAL PERSONS	3261	1577	1522	710	1253	220	287	8830

Table 15a - Percentage of Sentenced Prisoners by Jurisdiction, Sex and Aggregate Sentence

SENTENCE	NSW	VIC	QLD	S A	W A	TAS	N T	TOTAL
MALES								
PERIODIC	7.8	..	3.6	3.5
UNDER 1 MTH	2.5	1.1	.5	3.2	2.3	2.3	1.8	1.9
1 & UNDER 3 MTHS	1.1	4.5	5.8	5.8	4.8	9.7	1.5	3.7
3 & UNDER 6 MTHS	3.6	4.1	10.0	5.5	10.2	15.3	8.1	6.3
6 & UNDER 12 MTHS	8.2	10.8	14.7	12.6	12.2	19.9	16.2	11.3
1 & UNDER 2 YRS	8.5	12.1	12.2	18.6	15.8	19.9	13.2	12.4
2 & UNDER 5 YRS	21.5	24.3	21.1	27.1	27.3	12.9	26.6	23.2
5 & UNDER 10 YRS	22.5	22.5	17.9	15.3	16.6	11.2	16.4	19.8
10 YRS & OVER	16.1	13.3	16.9	3.1	4.4	..	5.9	10.6
LIFE, G.P.	7.7	7.2	7.0	8.6	6.4	8.8	.4	7.2
UNKNOWN	.5	1.64	.3
TOTAL MALES	96.7	97.3	97.3	98.3	95.3	98.2	95.1	96.5
FEMALES								
PERIODIC	2.44
UNDER 1 MTH	..	4.8	2.4	27.3	10.2	4.3
1 & UNDER 3 MTHS	5.6	7.1	4.9	..	15.3	..	14.3	7.9
3 & UNDER 6 MTHS	3.7	14.3	17.1	..	11.9	..	7.1	9.0
6 & UNDER 12 MTHS	4.7	11.9	7.3	36.4	6.8	25.0	7.1	8.3
1 & UNDER 2 YRS	9.2	11.9	24.4	9.1	11.9	..	7.1	12.2
2 & UNDER 5 YRS	28.7	14.3	26.8	18.2	27.2	50.0	..	24.4
5 & UNDER 10 YRS	29.6	16.7	7.3	9.1	5.1	..	28.5	18.0
10 YRS & OVER	10.2	4.8	2.4	..	3.4	5.8
LIFE, G.P.	8.3	14.3	4.9	..	8.5	25.0	35.7	10.0
UNKNOWN	9.14
TOTAL FEMALES	3.3	2.7	2.7	1.7	4.7	1.8	4.9	3.5

* See Explanatory Note 15.

Figure 9 - Number of Sentenced Prisoners by Aggregate Sentence and Jurisdiction



**Table 16 - Number of Sentenced Prisoners by Jurisdiction,
Sex and Time Already Served in Current Episode ***

SENTENCE	NSW	VIC	QLD	S A	W A	TAS	N T	TOTAL
MALES								
PERIODIC	247	..	54	301
UNDER 1 MTH	290	180	187	118	180	35	36	1026
1 & UNDER 3 MTHS	381	199	254	152	204	60	54	1304
3 & UNDER 6 MTHS	351	223	173	116	220	43	63	1189
6 & UNDER 12 MTHS	416	239	211	124	203	26	59	1278
1 & UNDER 2 YRS	513	266	234	89	172	26	41	1341
2 & UNDER 5 YRS	600	292	232	79	163	14	20	1400
5 & UNDER 10 YRS	276	97	97	18	47	11	..	546
10 YRS & OVER	79	39	39	2	5	1	..	165
TOTAL MALES	3153	1535	1481	698	1194	216	273	8550
FEMALES								
PERIODIC	1	1
UNDER 1 MTH	8	10	9	6	20	..	2	55
1 & UNDER 3 MTHS	16	9	9	2	8	2	5	51
3 & UNDER 6 MTHS	12	5	6	2	6	31
6 & UNDER 12 MTHS	17	4	5	2	11	1	3	45
1 & UNDER 2 YRS	28	6	9	..	8	..	1	52
2 & UNDER 5 YRS	23	7	1	..	4	1	3	39
5 & UNDER 10 YRS	3	1	1	5
10 YRS & OVER	1	1
TOTAL FEMALES	108	42	41	12	59	4	14	280
TOTAL PERSONS	3261	1577	1522	710	1253	220	287	8830

**Table 16a - Percentage of Sentenced Prisoners by
Jurisdiction, Sex and Time Already Served in Current
Episode**

SENTENCE	NSW	VIC	QLD	S A	W A	TAS	N T	TOTAL
MALES								
PERIODIC	7.9	..	3.6	3.5
UNDER 1 MTH	9.2	11.7	12.6	16.9	15.1	16.2	12.9	12.0
1 & UNDER 3 MTHS	12.1	13.0	17.2	21.8	17.1	27.8	19.9	15.3
3 & UNDER 6 MTHS	11.1	14.5	11.7	16.6	18.4	19.9	23.2	13.9
6 & UNDER 12 MTHS	13.2	15.6	14.2	17.8	17.0	12.0	21.7	14.9
1 & UNDER 2 YRS	16.3	17.3	15.8	12.8	14.4	12.0	15.1	15.7
2 & UNDER 5 YRS	19.0	19.0	15.7	11.3	13.7	6.5	7.4	16.4
5 & UNDER 10 YRS	8.8	6.3	6.5	2.6	3.9	5.1	..	6.4
10 YRS & OVER	2.5	2.5	2.6	.3	.4	.5	..	1.9
TOTAL MALES	96.7	97.3	97.3	98.3	95.3	98.2	95.1	96.5
FEMALES								
PERIODIC	2.44
UNDER 1 MTH	7.4	23.8	22.0	50.0	33.9	..	14.3	19.6
1 & UNDER 3 MTHS	14.8	21.4	22.0	16.7	13.6	50.0	35.7	18.2
3 & UNDER 6 MTHS	11.1	11.9	14.6	16.7	10.2	11.1
6 & UNDER 12 MTHS	15.7	9.5	12.2	16.7	22.0	25.0	21.4	16.1
1 & UNDER 2 YRS	25.9	14.3	22.0	..	13.6	..	7.1	18.6
2 & UNDER 5 YRS	21.3	16.7	2.4	..	6.8	25.0	21.4	13.9
5 & UNDER 10 YRS	2.8	2.4	2.4	1.8
10 YRS & OVER	.94
TOTAL FEMALES	3.3	2.7	2.7	1.7	4.7	1.8	4.9	3.5

* i.e. Time Served since the date of receipt.

Figure 10 - Number of Sentenced Prisoners by Time Served and Jurisdiction

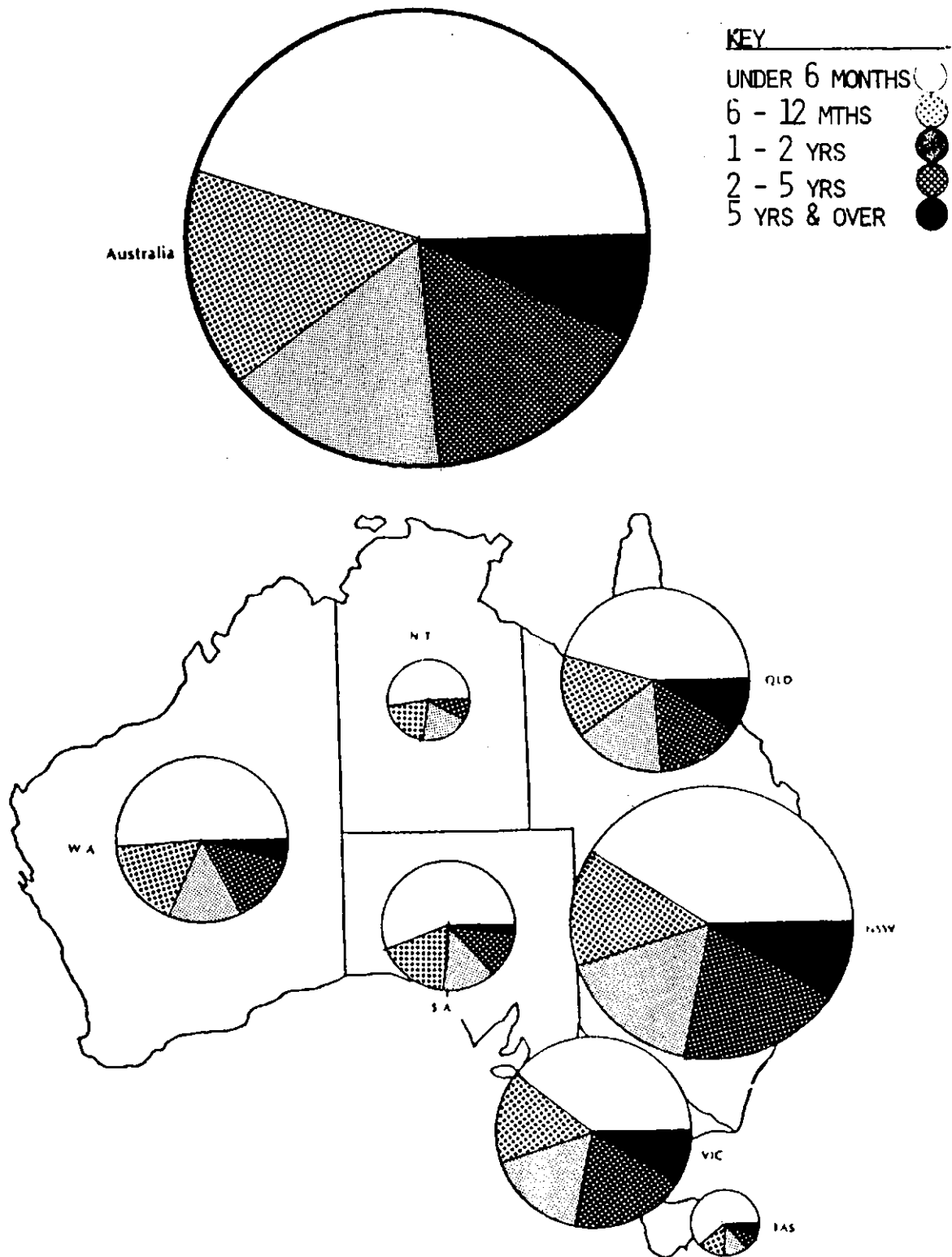


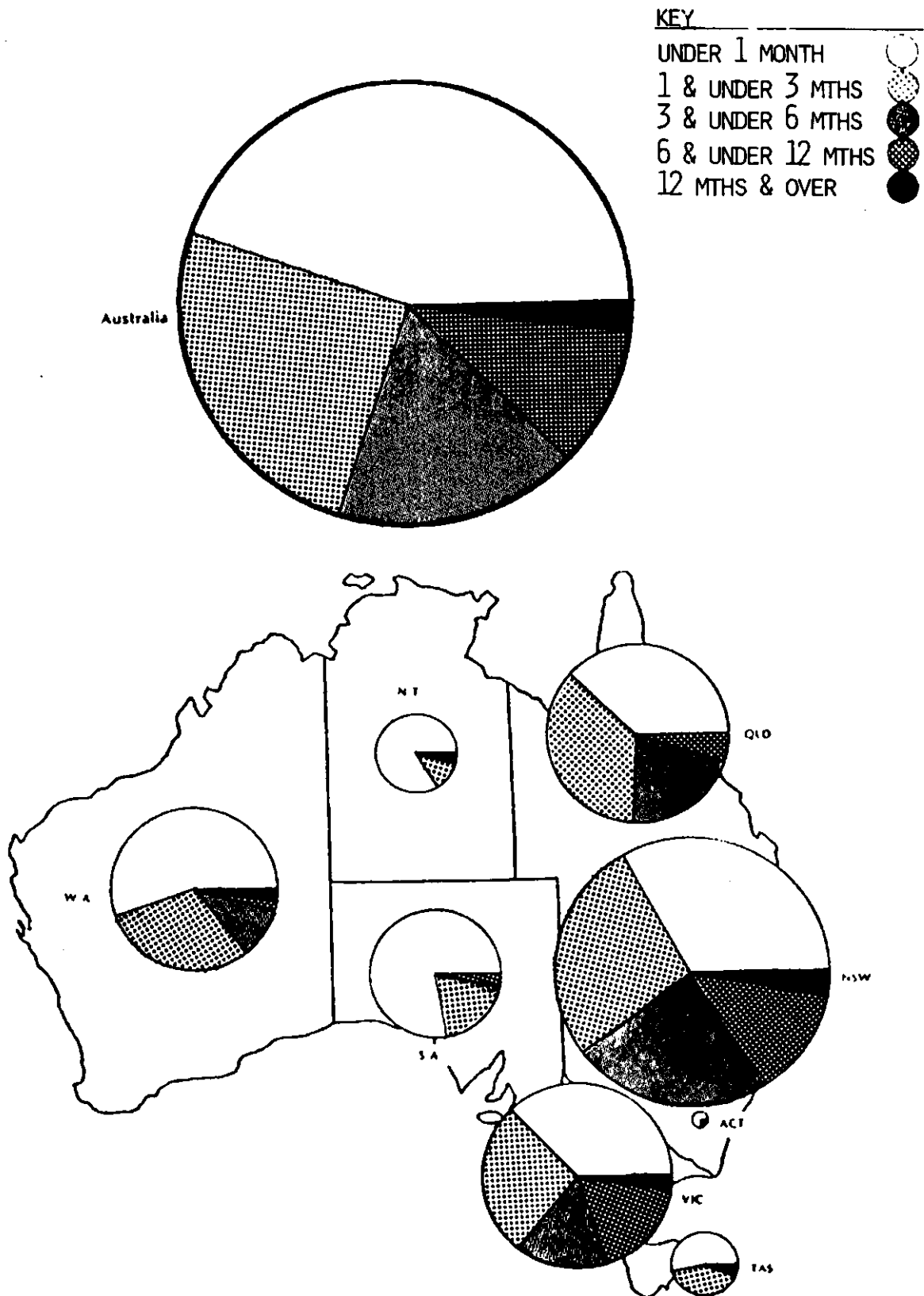
Table 17 - Number of Remandees by Jurisdiction, Sex and Time Already Served on Remand

TIME SERVED	NSW	VIC	QLD	S A	W A	TAS	N T	ACT	TOTAL
MALES									
UNDER 1 MTH	137	59	42	75	51	9	19	4	396
1 & UNDER 3 MTHS	119	41	41	19	27	7	3	..	257
3 & UNDER 6 MTHS	104	29	24	1	10	1	..	1	170
6 & UNDER 12 MTHS	56	32	6	3	2	99
1 YR AND OVER	13	3	2	..	1	..	19
TOTAL MALES	429	164	113	98	92	17	23	5	941
FEMALES									
UNDER 1 MTH	14	6	2	4	2	..	2	..	30
1 & UNDER 3 MTHS	6	6	1	..	3	16
3 & UNDER 6 MTHS	5	5
6 & UNDER 12 MTHS	2	2
1 YR AND OVER	2	2
TOTAL FEMALES	29	12	3	4	5	..	2	..	55
TOTAL PERSONS	458	176	116	102	97	17	25	5	996

Table 17a - Percentage of Remandees by Jurisdiction, Sex and Time Already Served on Remand

TIME SERVED	NSW	VIC	QLD	S A	W A	TAS	N T	ACT	TOTAL
MALES									
UNDER 1 MTH	31.9	36.0	37.2	76.5	55.4	52.9	82.6	80.0	42.0
1 & UNDER 3 MTHS	27.7	25.0	36.3	19.4	29.3	41.2	13.0	..	27.3
3 & UNDER 6 MTHS	24.2	17.7	21.2	1.0	10.9	5.9	..	20.0	18.1
6 & UNDER 12 MTHS	13.1	19.5	5.3	3.1	2.2	10.6
1 YR AND OVER	3.0	1.8	2.2	..	4.3	..	2.0
TOTAL MALES	100.0	100.0	100.0	100.0	100.0	100.0	100.0	100.0	100.00
MEAN TIME SERVED	0.3yrs	0.3yrs	0.2yrs	0.1yrs	0.2yrs	0.1yrs	0.2yrs	0.1yrs	0.2yrs
FEMALES									
UNDER 1 MTH	48.3	50.0	66.7	100.0	40.0	..	100.0	..	54.5
1 & UNDER 3 MTHS	20.7	50.0	33.3	..	60.0	29.1
3 & UNDER 6 MTHS	17.2	9.1
6 & UNDER 12 MTHS	6.9	3.6
1 YR AND OVER	6.9	3.6
TOTAL FEMALES	100.0	100.0	100.0	100.0	100.0	..	100.0	..	100.0
MEAN TIME SERVED	0.3yrs	0.1yrs	0.1yrs	0.0yrs	0.1yrs	..	0.0yrs	..	0.2yrs

Figure 11 - Number of Remandees by Time Served on Remand and Jurisdiction



PART B - CROSSTABULATIONS BY MOST SERIOUS OFFENCE^{*}

- Australia

In these tables, aggregated figures for all jurisdictions combined are presented, showing the relevant characteristics of offenders and sentences and enabling comparisons between the various offence types.

. Table 18 - Number of Prisoners by Most Serious Offence, Age and Sex	50
. Table 18a - Percentage of Prisoners by Most Serious Offence, Age and Sex	51
. Table 18b - Number of Prisoners per 100, 000 Population, by Most Serious Offence, Age and Sex	53
. Table 19 - Number and Percentage of Prisoners by Most Serious Offence and Aboriginality	54
. Table 20 - Number and Percentage of Prisoners by Most Serious Offence and Known Prior Adult Imprisonment under Sentence	54
. Table 21 - Number of Prisoners by Most Serious Offence and Legal Status of Prisoner	55
. Table 21a - Percentage of Prisoners by Most Serious Offence and Legal Status of Prisoner	55
. Table 22 - Number of Prisoners by Most Serious Offence and Level of Court of Sentence or Most Recent Remand	56
. Table 22a - Percentage of Prisoners by Most Serious Offence and Level of Court of Sentence or Most Recent Remand	56
. Table 23 - Number of Remandees by Most Serious Offence and Time Already Served on Remand	57
. Table 23a - Percentage of Remandees by Most Serious Offence and Time Already Served on Remand	57
. Table 24 - Number of Sentenced Prisoners by Most Serious Offence and Number of Offences for which Sentenced in Current Episode	58
. Table 24a - Percentage of Sentenced Prisoners by Most Serious Offence and Number of Offences for which Sentenced in Current Episode	58
. Table 25 - Number of Sentenced Prisoners by Most Serious Offence and Type of Sentence	59
. Table 25a - Percentage of Sentenced Prisoners by Most Serious Offence and Type of Sentence	59
. Table 26 - Number of Sentenced Prisoners by Most Serious Offence and Aggregate Sentence	60
. Table 26a - Percentage of Sentenced Prisoners by Most Serious Offence and Aggregate Sentence	60

^{*} See Explanatory Note 10.

Note: that where statistics have been rounded, such as in the presentation of percentage tables, any discrepancies between sums of the component items and totals are due to rounding.


Table 18 - Number of Prisoners by Most Serious Offence, Age and Sex - Australia

OFFENCE	UNDER 20	20-24	25-29	AGE (YEARS) 30-34	35-39	40-44	45-49	50 & OVER	TOTAL
MALES									
HOMICIDE	34	158	194	183	175	103	67	104	1018
ASSAULTS	67	194	164	94	49	45	23	22	658
SEXUAL OFFENCES	67	271	218	140	96	71	37	35	935
AGAINST PERSON nec.	4	18	20	11	16	7	4	1	81
ROBBERY	99	415	382	201	84	37	16	10	1244
EXTORTION	2	6	3	4	1	3	..	1	20
BREAK & ENTER	252	628	357	198	92	51	23	21	1622
FRAUD ETC.	10	49	70	85	72	40	31	41	398
RECEIVING	22	53	31	17	13	8	7	5	156
OTHER THEFT	206	366	175	81	67	33	22	27	977
PROPERTY DAMAGE	14	51	30	21	9	6	3	5	139
GOVT SECURITY	4	5	4	2	3	1	2	3	24
JUSTICE PROCEDURE	38	85	62	38	22	18	7	13	283
PROSTITUTION	..	2	1	3
OFFENSIVE BHVR	2	2	3	6	2	4	5	2	26
UNLAWF POSS WEAPON	6	8	4	6	6	2	1	2	35
OTHER GOOD ORDER	6	12	16	7	6	3	3	7	60
POSSESS,USE DRUGS	5	33	35	37	17	5	1	2	135
TRAFFICKING DRUGS	4	117	142	128	57	29	13	14	504
MANUFACTURE DRUGS	3	14	20	10	9	10	3	7	76
DRIVING OFFENCES	37	163	111	74	64	25	23	33	530
ADMIN'VE OFFENCES	36	148	84	52	22	17	13	15	387
OTHER TRAFFIC OFFENCES	5	7	5	1	..	3	..	1	22
OTHER OFFENCES	6	14	16	10	8	10	..	3	67
UNKNOWN	19	25	18	8	9	6	5	1	91
TOTAL MALES	948	2844	2164	1414	910	537	309	375	9491
FEMALES									
HOMICIDE	3	10	11	8	6	7	..	3	48
ASSAULTS	3	7	2	4	2	1	1	1	21
SEXUAL OFFENCES	1	1	2
AGAINST PERSON nec.	..	1	1	2
ROBBERY	4	16	11	2	..	1	1	..	35
EXTORTION	..	2	2
BREAK & ENTER	5	16	9	3	..	1	35
FRAUD ETC.	1	5	8	10	5	2	4	1	36
RECEIVING	1	2	2	1	..	1	7
OTHER THEFT	1	7	10	1	2	1	..	3	25
PROPERTY DAMAGE	1	1	1	3	6
GOVT SECURITY	1	1
JUSTICE PROCEDURE	1	1	3	1	6
PROSTITUTION	1	1	2	..	1	5
OFFENSIVE BHVR	1	1	1	1	1	..	1	..	6
OTHER GOOD ORDER	..	3	..	1	1	1	6
POSSESS,USE DRUGS	..	4	5	5	..	3	..	1	18
TRAFFICKING DRUGS	1	15	24	8	1	1	1	2	53
MANUFACTURE DRUGS	..	1	..	1	..	1	..	1	4
DRIVING OFFENCES	1	1	2	..	1	1	6
ADMIN'VE OFFENCES	2	2
OTHER OFFENCES	3	1	4
UNKNOWN	2	2	1	5
TOTAL FEMALES	28	96	97	50	22	27	8	12	335

Table 18a - Percentage of Prisoners by Most Serious Offence, Age and Sex - Australia

OFFENCE	AGE (YEARS)								TOTAL
	UNDER 20	20-24	25-29	30-34	35-39	40-44	45-49	50 & OVER	
MALES									
HOMICIDE	3.4	15.5	19.1	18.0	17.2	10.1	6.6	10.1	100.0
ASSAULTS	10.2	29.5	24.9	14.3	7.4	6.8	3.5	3.4	100.0
SEXUAL OFFENCES	7.2	29.0	23.3	15.0	10.3	7.6	4.0	3.7	100.0
AGAINST PERSON nec.	4.9	22.2	24.7	13.6	19.8	8.6	4.9	1.2	100.0
ROBBERY	8.0	33.4	33.4	16.2	6.8	3.0	1.3	.9	100.0
EXTORTION	10.0	30.0	15.0	20.0	5.0	15.0	..	5.0	100.0
BREAK & ENTER	15.5	38.7	22.0	12.2	5.7	3.1	1.4	1.3	100.0
FRAUD ETC.	2.7	12.3	17.6	21.4	18.1	10.1	7.8	10.3	100.0
RECEIVING	14.1	34.0	19.9	10.9	8.3	1.5	4.5	3.2	100.0
OTHER THEFT	21.0	37.5	17.9	8.3	6.9	3.4	2.3	2.7	100.0
PROPERTY DAMAGE	10.1	36.7	21.6	15.1	6.5	4.3	2.2	3.6	100.0
GOVT SECURITY	16.6	20.8	16.7	8.3	12.5	4.2	8.3	12.5	100.0
JUSTICE PROCEDURE	13.4	30.0	21.9	13.4	7.8	6.4	2.5	4.7	100.0
PROSTITUTION	..	66.7	33.3	100.0
OFFENSIVE BHVR	7.7	7.7	11.5	23.1	7.7	15.4	19.2	7.7	100.0
UNLAWF POSS WEAPON	17.1	22.9	11.4	17.1	17.1	5.7	2.9	5.7	100.0
OTHER GOOD ORDER	10.0	20.0	26.7	11.7	10.0	5.0	5.0	11.7	100.0
POSSESS,USE DRUGS	3.7	24.4	25.9	27.4	12.6	3.7	.7	1.5	100.0
TRAFFICKING DRUGS	.8	23.2	28.2	25.4	11.3	5.8	2.6	2.8	100.0
MANUFACTURE DRUGS	3.9	18.4	26.3	13.2	11.8	13.2	3.9	9.2	100.0
DRIVING OFFENCES	7.0	30.8	20.9	14.0	12.1	4.7	4.3	6.2	100.0
ADMIN'VE OFFENCES	9.3	38.2	21.7	13.4	5.7	4.4	3.4	3.9	100.0
OTHER TRAFFIC OFFENCES	22.7	31.8	22.7	4.5	..	13.6	..	4.5	100.0
OTHER OFFENCES	9.0	20.9	23.9	14.9	11.9	14.9	..	4.5	100.0
UNKNOWN	20.9	27.5	19.8	8.8	9.9	6.6	5.5	1.1	100.0
TOTAL MALES	10.0	30.0	22.8	14.9	9.5	5.7	3.3	4.0	100.0
FEMALES									
HOMICIDE	6.3	20.8	22.9	16.7	12.5	14.6	..	6.3	100.0
ASSAULTS	14.3	33.3	9.5	19.0	9.5	4.8	4.8	4.8	100.0
SEXUAL OFFENCES	50.0	50.0	100.0
AGAINST PERSON nec.	..	50.0	50.0	100.0
ROBBERY	11.5	45.7	31.4	5.7	..	2.9	2.9	..	100.0
EXTORTION	..	100.0	100.0
BREAK & ENTER	14.3	45.7	28.6	8.6	..	2.9	100.0
FRAUD ETC.	2.8	13.9	22.2	27.8	13.9	5.6	11.1	2.8	100.0
RECEIVING	14.3	28.6	28.6	14.3	..	14.3	100.0
OTHER THEFT	4.0	28.0	40.0	4.0	8.0	4.0	..	12.0	100.0
PROPERTY DAMAGE	16.7	16.7	16.7	50.0	100.0
GOVT SECURITY	100.0	100.0
JUSTICE PROCEDURE	16.7	16.7	50.0	16.7	100.0
PROSTITUTION	20.0	20.0	40.0	..	20.0	100.0
OFFENSIVE BHVR	16.7	16.7	16.7	16.7	16.7	..	16.7	..	100.0
OTHER GOOD ORDER	..	50.0	..	16.7	16.7	16.7	100.0
POSSESS,USE DRUGS	..	22.2	27.8	27.8	..	16.7	..	5.6	100.0
TRAFFICKING DRUGS	1.9	28.3	45.3	15.1	1.9	1.9	1.9	3.8	100.0
MANUFACTURE DRUGS	..	25.0	..	25.0	..	25.0	..	25.0	100.0
DRIVING OFFENCES	16.7	16.7	33.3	..	16.7	16.7	100.0
ADMIN'VE OFFENCES	100.0	100.0
OTHER OFFENCES	75.0	25.0	100.0
UNKNOWN	40.0	40.0	20.0	100.0
TOTAL FEMALES	8.4	28.7	29.0	14.9	6.6	6.6	2.4	3.6	100.0

Figure 12 - Percentage of Prisoners by Most Serious Offence, Sex and Age - Australia



KEY: Under 20 Yrs 20-24 Yrs 25-29 Yrs 30-34 Yrs 35 Yrs & Over

Table 18b - Number of Prisoners per 100,000 Population, by Most Serious Offence, Age and Sex - Australia

OFFENCE	UNDER 20	20-24	25-29	AGE (YEARS) 30-34	35-39	40-44	45-49	50 & OVER	TOTAL
MALES									
HOMICIDE	5.0	23.9	31.1	29.5	34.7	24.1	17.7	7.9	19.7
ASSAULTS	10.0	29.4	26.3	15.2	9.7	10.5	6.1	1.7	12.7
SEXUAL OFFENCES	9.8	41.0	35.0	22.6	19.1	16.6	9.8	2.7	18.0
AGAINST PERSON nec.	.6	2.7	3.2	1.8	3.2	1.6	1.1	.1	1.6
ROBBERY	15.0	62.8	61.3	32.4	16.7	8.6	4.2	.8	24.0
EXTORTION	.3	.9	.5	.6	.2	.7	..	.1	.4
BREAK & ENTER	38.1	95.1	57.2	31.9	18.3	11.9	6.1	1.6	31.3
FRAUD ETC.	1.4	7.4	11.2	13.7	14.3	9.4	8.2	3.1	7.7
RECEIVING	3.3	8.0	5.0	2.7	2.6	1.9	1.8	.4	3.0
OTHER THEFT	31.2	55.4	28.1	13.1	13.3	7.7	5.8	2.1	18.9
PROPERTY DAMAGE	2.1	7.7	4.8	3.4	1.8	1.4	.8	.4	2.7
GOVT SECURITY	.6	.7	.6	.3	.6	.2	.5	.2	.5
JUSTICE PROCEDURE	5.7	12.9	9.9	6.1	4.4	4.2	1.8	1.0	5.5
PROSTITUTION	..	.3	13
OFFENSIVE BHVR	.3	.3	.5	.9	.4	.9	1.3	.1	.5
UNLAWF POSS WEAPON	.9	1.2	.6	.9	1.2	.5	.3	.1	.7
OTHER GOOD ORDER	.9	1.8	2.6	1.1	1.2	.7	.8	.5	1.2
POSSESS,USE DRUGS	.8	4.9	5.6	6.0	3.4	1.2	.2	.1	2.6
TRAFFICKING DRUGS	.6	17.7	22.8	20.6	11.3	6.8	3.4	1.1	9.8
MANUFACTURE DRUGS	.5	2.1	3.2	1.6	1.8	2.3	.8	.5	1.5
DRIVING OFFENCES	5.4	24.7	17.8	11.9	12.7	5.8	6.1	2.5	10.2
ADMIN'VE OFFENCES	5.4	22.4	13.5	8.4	4.4	4.0	3.4	1.1	7.5
OTHER TRAFFIC OFFENCES	.8	1.1	.8	.2	..	.7	..	.1	.4
OTHER OFFENCES	.9	2.1	2.5	1.6	1.6	2.3	..	.2	1.3
UNKNOWN	2.9	3.8	2.9	1.3	1.8	1.4	1.3	.1	1.7
TOTAL MALES	142.5	430.8	347.6	228.1	179.1	125.6	81.9	28.7	183.3
FEMALES									
HOMICIDE	.5	1.6	1.8	1.3	1.0	1.7	..	.2	.9
ASSAULTS	.5	1.1	.3	.6	.4	.2	.3	.1	.4
SEXUAL OFFENCES	.22
AGAINST PERSON nec.	..	.22
ROBBERY	.6	2.3	1.8	.3	..	.2	.3	..	.7
EXTORTION	..	.3
BREAK & ENTER	.8	2.3	1.5	.5	..	.27
FRAUD ETC.	.2	.7	1.3	1.6	1.0	.5	1.1	.1	.7
RECEIVING	.2	.3	.3	.2	..	.21
OTHER THEFT	.2	1.1	1.6	.2	.4	.2	..	.2	.5
PROPERTY DAMAGE	.2	.2	.2	.51
GOVT SECURITY	.2
JUSTICE PROCEDURE	.2	.2	.5	.21
PROSTITUTION	.2	.2	.3	..	.21
OFFENSIVE BHVR	.2	.2	.2	.2	.2	..	.3	..	.1
OTHER GOOD ORDER	..	.5	..	.2	.21
POSSESS,USE DRUGS	..	.6	.8	.8	..	.7	..	.1	.3
TRAFFICKING DRUGS	.2	2.3	3.6	1.3	.2	.2	.3	.1	1.0
MANUFACTURE DRUGS	..	.2	..	.2	..	.2	..	.1	.1
DRIVING OFFENCES	.2	.2	.3	..	.2	.21
ADMIN'VE OFFENCES31
OTHER OFFENCES5	.21
UNKNOWN	.3	.321
TOTAL FEMALES	4.4	14.8	15.4	8.2	4.3	5.4	2.2	.9	6.5

Table 19 - Number and Percentage of Prisoners by Most Serious Offence and Aboriginality - Australia

OFFENCE	ABORIGINALS, TORRES STRAIT ISLANDERS		OTHER		UNKNOWN		TOTAL	
	No.	%	No.	%	No.	%	No.	%
HOMICIDE	66	6.2	784	73.5	216	20.2	1066	100.0
ASSAULTS	152	22.4	430	63.3	97	14.2	679	100.0
SEXUAL OFFENCES	122	13.0	586	62.5	229	24.4	937	100.0
AGAINST PERSON nec.	8	9.6	61	73.5	14	16.9	83	100.0
ROBBERY	70	5.5	1037	81.1	172	13.4	1279	100.0
EXTORTION	1	4.5	17	77.3	4	18.2	22	100.0
BREAK & ENTER	195	11.8	1180	71.2	282	17.0	1657	100.0
FRAUD ETC.	11	2.5	315	72.6	108	24.9	434	100.0
RECEIVING	21	12.9	127	77.9	15	9.2	163	100.0
OTHER THEFT	164	16.4	659	65.8	179	17.9	1002	100.0
PROPERTY DAMAGE	13	9.0	94	64.8	38	26.2	145	100.0
GOVT SECURITY	2	8.0	13	52.0	10	40.0	25	100.0
JUSTICE PROCEDURE	64	22.1	203	70.2	22	7.6	289	100.0
PROSTITUTION	8	100.0	8	100.0
OFFENSIVE BHVR	14	43.7	17	53.1	1	3.1	32	100.0
UNLAWF POSS WEAPON	3	8.6	24	68.6	8	22.9	35	100.0
OTHER GOOD ORDER	12	18.2	37	56.1	17	25.8	66	100.0
POSSESS,USE DRUGS	2	1	117	76.5	34	22.2	153	100.0
TRAFFICKING DRUGS	7	1.3	470	84.4	80	14.4	557	100.0
MANUFACTURE DRUGS	1	1.3	63	78.8	16	20.0	80	100.0
DRIVING OFFENCES	51	9.5	337	62.9	148	27.6	536	100.0
ADMIN'VE OFFENCES	49	12.6	244	62.7	96	24.7	389	100.0
OTHER TRAFFIC OFFENCES	1	4.5	1	4.5	20	90.9	22	100.0
OTHER OFFENCES	3	4.2	48	67.6	20	28.2	71	100.0
UNKNOWN	17	17.7	79	82.3	96	100.0
TOTAL	1049	10.7	6951	70.8	1826	18.6	9826	100.0

Table 20 - Number and Percentage of Prisoners by Most Serious Offence and Known Prior Adult Imprisonment under Sentence - Australia

OFFENCE	PREVIOUSLY IMPRISONED		NOT PREVIOUSLY IMPRISONED		UNKNOWN		TOTAL	
	No.	%	No.	%	No.	%	No.	%
HOMICIDE	440	43.2	590	55.3	16	1.5	1066	100.0
ASSAULTS	409	60.2	262	38.6	8	1.2	679	100.0
SEXUAL OFFENCES	539	57.5	386	41.2	12	1.3	937	100.0
AGAINST PERSON nec.	44	53.0	38	45.8	1	1.2	83	100.0
ROBBERY	794	62.1	468	36.6	17	1.3	1279	100.0
EXTORTION	10	45.5	12	54.5	22	100.0
BREAK & ENTER	1158	69.9	479	28.9	20	1.2	1657	100.0
FRAUD ETC.	228	52.5	198	45.6	8	1.8	434	100.0
RECEIVING	86	52.8	73	44.8	4	2.5	163	100.0
OTHER THEFT	685	68.4	308	30.7	9	.9	1002	100.0
PROPERTY DAMAGE	83	57.2	55	37.9	7	4.8	145	100.0
GOVT SECURITY	8	32.0	17	68.0	25	100.0
JUSTICE PROCEDURE	215	74.4	70	24.2	4	1.4	289	100.0
PROSTITUTION	6	75.0	1	12.5	1	12.5	8	100.0
OFFENSIVE BHVR	23	71.9	9	28.1	32	100.0
UNLAWF POSS WEAPON	18	51.4	16	45.7	1	2.9	35	100.0
OTHER GOOD ORDER	47	71.2	19	28.8	66	100.0
POSSESS,USE DRUGS	67	43.8	84	54.9	2	1.3	153	100.0
TRAFFICKING DRUGS	189	33.9	360	64.6	8	1.4	557	100.0
MANUFACTURE DRUGS	28	35.0	51	63.8	1	1.3	80	100.0
DRIVING OFFENCES	291	54.3	234	43.7	11	2.1	536	100.0
ADMIN'VE OFFENCES	264	67.9	123	31.6	2	.5	389	100.0
OTHER TRAFFIC OFFENCES	15	68.2	7	31.8	22	100.0
OTHER OFFENCES	27	38.0	43	60.6	1	1.4	71	100.0
UNKNOWN	32	33.3	64	66.6	96	100.0
TOTAL	5726	58.3	3967	40.4	133	1.4	9826	100.0

**Table 21 - Number of Prisoners by Most Serious Offence
and Legal Status of Prisoner - Australia**

OFFENCE	UNCONVICTED	CONVICTED			AWAITING DEPORT'N	OTHER	TOTAL
		AWAITING SENTENCE	AWAITING APPEAL	UNDER SENTENCE			
HOMICIDE	100	7	40	881	..	38	1066
ASSAULTS	63	11	21	584	679
SEXUAL OFFENCES	57	15	37	826	..	2	937
AGAINST PERSON nec.	9	1	5	67	..	1	83
ROBBERY	97	26	34	1121	..	1	1279
EXTORTION	5	1	..	16	22
BREAK & ENTER	148	25	32	1452	1657
FRAUD ETC.	46	6	14	367	..	1	434
RECEIVING	12	1	6	144	163
OTHER THEFT	77	13	17	895	1002
PROPERTY DAMAGE	17	3	5	118	..	2	145
GOVT SECURITY	0	..	1	14	10	..	25
JUSTICE PROCEDURE	13	1	4	271	289
PROSTITUTION	1	..	1	6	8
OFFENSIVE BHVR	0	1	..	31	32
UNLAWF POSS WEAPON	4	..	5	26	35
OTHER GOOD ORDER	6	..	1	59	66
POSSESS,USE DRUGS	17	2	4	130	153
TRAFFICKING DRUGS	70	11	27	449	557
MANUFACTURE DRUGS	2	..	8	70	80
DRIVING OFFENCES	12	..	5	519	536
ADMIN'VE OFFENCES	3	..	1	385	389
OTHER TRAFFIC OFFENCES	0	22	22
OTHER OFFENCES	2	63	6	..	71
UNKNOWN	78	16	..	1	1	..	96
TOTAL	839	140	268	8517	17	45	9826

**Table 21a - Percentage of Prisoners by Most Serious
Offence and Legal Status of Prisoner - Australia**

OFFENCE	UNCONVICTED	CONVICTED			AWAITING DEPORT'N	OTHER	TOTAL
		AWAITING SENTENCE	AWAITING APPEAL	UNDER SENTENCE			
HOMICIDE	9.4	.7	3.8	82.6	..	3.6	100.0
ASSAULTS	9.3	1.6	3.1	86.0	100.0
SEXUAL OFFENCES	6.1	1.6	3.9	88.2	..	.2	100.0
AGAINST PERSON nec.	10.8	1.2	6.0	80.7	..	1.2	100.0
ROBBERY	7.6	2.0	2.7	87.6	..	.1	100.0
EXTORTION	22.7	4.5	..	72.7	100.0
BREAK & ENTER	8.9	1.5	1.9	87.6	100.0
FRAUD ETC.	10.6	1.4	3.2	84.6	..	.2	100.0
RECEIVING	7.4	.6	3.7	88.3	100.0
OTHER THEFT	7.7	1.3	1.7	89.5	100.0
PROPERTY DAMAGE	11.7	2.1	3.4	81.4	..	1.4	100.0
GOVT SECURITY	4.0	56.0	40.0	..	100.0
JUSTICE PROCEDURE	4.5	.3	1.4	93.8	100.0
PROSTITUTION	12.5	..	12.5	75.0	100.0
OFFENSIVE BHVR	..	3.1	..	96.9	100.0
UNLAWF POSS WEAPON	11.4	..	14.3	74.3	100.0
OTHER GOOD ORDER	9.1	..	1.5	89.4	100.0
POSSESS,USE DRUGS	11.1	1.3	2.6	85.0	100.0
TRAFFICKING DRUGS	12.6	2.0	4.8	80.6	100.0
MANUFACTURE DRUGS	2.5	..	10.0	87.5	100.0
DRIVING OFFENCES	2.2	..	.9	96.8	100.0
ADMIN'VE OFFENCES	.8	..	.3	99.0	100.0
OTHER TRAFFIC OFFENCES	100.0	100.0
OTHER OFFENCES	2.8	88.7	8.5	..	100.0
UNKNOWN	81.3	16.7	..	1.0	1.0	..	100.0
TOTAL	8.5	1.4	2.7	86.7	.2	.5	100.0

**Table 22 - Number of Prisoners by Most Serious Offence
and Level of Court of Sentence or Most Recent Remand
- Australia**

OFFENCE	SUPREME	DISTRICT, MAGISTRATES COUNTY	CHILDRENS	FEDERAL	OTHER	UNKNOWN	TOTAL	
HOMICIDE	820	87	77	1	..	81	1066	
ASSAULTS	110	242	245	1	1	80	679	
SEXUAL OFFENCES	466	309	61	..	2	98	937	
AGAINST PERSON nec.	29	35	8	..	1	10	83	
ROBBERY	402	707	70	1	..	96	1279	
EXTORTION	2	15	4	1	22	
BREAK & ENTER	79	715	617	3	3	239	1657	
FRAUD ETC.	25	174	169	66	434	
RECEIVING	5	71	57	30	163	
OTHER THEFT	25	296	530	4	1	146	1002	
PROPERTY DAMAGE	35	56	45	9	145	
GOVT SECURITY	3	2	9	..	4	6	25	
JUSTICE PROCEDURE	15	60	98	2	18	96	289	
PROSTITUTION	..	1	7	8	
OFFENSIVE BHVR	..	2	19	11	32	
UNLAWF POSS WEAPON	1	11	18	5	35	
OTHER GOOD ORDER	4	11	38	13	66	
POSSESS,USE DRUGS	24	55	62	12	153	
TRAFFICKING DRUGS	97	271	115	74	557	
MANUFACTURE DRUGS	14	53	12	1	80	
DRIVING OFFENCES	10	39	423	64	536	
ADMIN'VE OFFENCES	..	11	263	115	389	
OTHER TRAFFIC OFFENCES	1	2	19	22	
OTHER OFFENCES	10	28	23	1	1	7	71	
UNKNOWN	2	94	96	
TOTAL	2179	3253	2989	13	4	34	1354	9826

**Table 22a - Percentage of Prisoners by Most Serious
Offence and Level of Court of Sentence or Most Recent
Remand
- Australia**

OFFENCE	SUPREME	DISTRICT, MAGISTRATES COUNTY	CHILDRENS	FEDERAL	OTHER	UNKNOWN	TOTAL	
HOMICIDE	76.9	8.2	7.2	.1	7.6	100.0
ASSAULTS	16.2	35.6	36.1	.1	..	.1	11.8	100.0
SEXUAL OFFENCES	49.7	33.0	6.5	..	.1	.2	10.5	100.0
AGAINST PERSON nec.	34.9	42.2	9.6	1.2	12.0	100.0
ROBBERY	31.4	55.3	5.5	.1	..	.2	7.5	100.0
EXTORTION	9.1	68.2	18.2	4.5	100.0
BREAK & ENTER	4.8	43.2	37.2	.2	.1	.2	14.4	100.0
FRAUD ETC.	5.8	40.1	38.9	15.2	100.0
RECEIVING	3.1	43.6	35.0	18.4	100.0
OTHER THEFT	2.5	29.5	52.9	.4	..	.1	14.6	100.0
PROPERTY DAMAGE	24.1	38.6	31.0	6.2	100.0
GOVT SECURITY	12.0	8.0	36.0	..	4.0	16.0	24.0	100.0
JUSTICE PROCEDURE	5.2	20.8	33.9	.7	..	6.2	33.2	100.0
PROSTITUTION	..	12.5	87.5	100.0
OFFENSIVE BHVR	..	6.3	59.4	34.4	100.0
UNLAWF POSS WEAPON	2.9	31.4	51.4	14.3	100.0
OTHER GOOD ORDER	6.1	16.7	57.6	19.7	100.0
POSSESS,USE DRUGS	15.7	35.9	40.5	7.8	100.0
TRAFFICKING DRUGS	17.4	48.7	20.6	13.3	100.0
MANUFACTURE DRUGS	17.5	66.2	15.0	1.3	100.0
DRIVING OFFENCES	1.9	7.3	78.9	11.9	100.0
ADMIN'VE OFFENCES	..	2.8	67.6	29.6	100.0
OTHER TRAFFIC OFFENCES	4.5	9.1	86.4	100.0
OTHER OFFENCES	14.1	39.4	32.4	1.4	1.4	1.4	9.9	100.0
UNKNOWN	2.1	97.9	100.0
TOTAL	22.2	33.1	30.4	.1	.0	.3	13.8	100.0

**Table 23 - Number of Remandees by Most Serious Offence
and Time Already Served on Remand - Australia**

OFFENCE	UNDER 1 MONTH	1 & UNDER 3 MONTHS	3 & UNDER 6 MONTHS	6 & UNDER 12 MONTHS	OVER 12 MONTHS	TOTAL
HOMICIDE	21	34	20	26	6	107
ASSAULTS	31	17	18	8	..	74
SEXUAL OFFENCES	19	22	18	12	1	72
AGAINST PERSON nec.	7	1	..	1	1	10
ROBBERY	27	34	32	24	6	123
EXTORTION	3	..	2	1	..	6
BREAK & ENTER	96	46	19	11	1	173
FRAUD ETC.	25	13	8	4	2	52
RECEIVING	6	5	2	13
OTHER THEFT	59	19	9	3	..	90
PROPERTY DAMAGE	8	7	3	2	..	20
GOVT SECURITY	10	10
JUSTICE PROCEDURE	6	5	2	1	..	14
PROSTITUTION	..	1	1
OFFENSIVE BHVR	1	1
UNLAWF POSS WEAPON	2	1	..	1	..	4
OTHER GOOD ORDER	3	2	1	6
POSSESS,USE DRUGS	7	4	7	1	..	19
TRAFFICKING DRUGS	28	24	23	4	2	81
MANUFACTURE DRUGS	2	2
DRIVING OFFENCES	8	4	12
ADMIN'VE OFFENCES	2	1	3
OTHER OFFENCES	4	2	2	8
UNKNOWN	51	31	9	2	2	95
TOTAL	426	273	175	101	21	996

**Table 23a - Percentage of Remandees by Most Serious
Offence and Time Already Served on Remand
- Australia**

OFFENCE	UNDER 1 MONTH	1 & UNDER 3 MONTHS	3 & UNDER 6 MONTHS	6 & UNDER 12 MONTHS	OVER 12 MONTHS	TOTAL
HOMICIDE	19.6	31.8	18.7	24.3	5.6	100.0
ASSAULTS	41.9	23.0	24.3	10.9	..	100.0
SEXUAL OFFENCES	26.4	30.6	25.0	16.7	1.4	100.0
AGAINST PERSON nec.	70.0	10.0	..	10.0	10.0	100.0
ROBBERY	22.0	27.6	26.0	19.5	4.9	100.0
EXTORTION	50.0	..	33.3	16.7	..	100.0
BREAK & ENTER	55.5	26.6	11.0	6.4	.6	100.0
FRAUD ETC.	48.1	25.0	15.4	7.7	3.8	100.0
RECEIVING	46.2	38.5	15.4	100.0
OTHER THEFT	65.6	21.1	10.0	3.3	..	100.0
PROPERTY DAMAGE	40.0	35.0	15.0	10.0	..	100.0
GOVT SECURITY	100.0	100.0
JUSTICE PROCEDURE	42.9	35.7	14.3	7.1	..	100.0
PROSTITUTION	..	100.0	100.0
OFFENSIVE BHVR	100.0	100.0
UNLAWF POSS WEAPON	50.0	25.0	..	25.0	..	100.0
OTHER GOOD ORDER	50.0	33.3	16.7	100.0
POSSESS,USE DRUGS	36.8	21.1	36.8	5.3	..	100.0
TRAFFICKING DRUGS	34.6	29.6	28.4	4.9	2.5	100.0
MANUFACTURE DRUGS	100.0	100.0
DRIVING OFFENCES	66.7	33.3	100.0
ADMIN'VE OFFENCES	66.7	33.3	100.0
OTHER OFFENCES	50.0	25.0	25.0	100.0
UNKNOWN	53.7	32.6	9.5	2.1	2.1	100.0
TOTAL	42.8	27.4	17.6	10.1	2.1	100.0

Table 24 - Number of Sentenced Prisoners by Most Serious Offence and Number of Offences for which Sentenced in Current Episode - Australia

OFFENCE	1	2	3	4	5	6 - 9	10 - 19	20 or MORE	UNKNOWN	TOTAL
HOMICIDE	593	145	74	47	24	48	23	4	1	959
ASSAULTS	218	125	63	64	27	60	36	12	..	605
SEXUAL OFFENCES	214	185	115	78	47	130	67	26	3	865
AGAINST PERSON nec.	13	8	13	5	3	17	10	4	..	73
ROBBERY	202	173	131	125	110	190	167	48	10	1156
EXTORTION	8	1	..	1	3	1	2	16
BREAK & ENTER	197	170	165	145	98	273	265	155	16	1484
FRAUD ETC.	52	27	33	24	26	65	75	77	3	382
RECEIVING	41	29	18	11	10	25	18	7	..	150
OTHER THEFT	156	140	103	84	71	165	129	59	5	912
PROPERTY DAMAGE	26	19	18	15	7	20	8	11	1	125
GOVT SECURITY	5	4	..	1	1	2	..	1	1	15
JUSTICE PROCEDURE	70	52	31	20	19	36	39	8	..	275
PROSTITUTION	1	1	1	2	1	1	7
OFFENSIVE BHVR	20	7	3	1	31
UNLAWF POSS WEAPON	8	3	2	6	2	3	4	3	..	31
OTHER GOOD ORDER	29	10	7	7	2	..	4	1	..	60
POSSESS,USE DRUGS	53	34	9	15	3	14	6	134
TRAFFICKING DRUGS	173	95	67	48	16	47	22	4	4	476
MANUFACTURE DRUGS	39	21	5	5	3	4	1	78
DRIVING OFFENCES	143	145	77	59	19	58	20	3	..	524
ADMIN'VE OFFENCES	127	94	50	33	23	42	17	386
OTHER TRAFFIC OFFENCES	6	3	4	1	1	7	22
OTHER OFFENCES	22	12	12	3	2	5	4	3	..	63
UNKNOWN	1	1
TOTAL	2416	1494	1000	797	517	1214	920	427	45	8830

Table 24a - Percentage of Sentenced Prisoners by Most Serious Offence and Number of Offences for which Sentenced in Current Episode - Australia

OFFENCE	1	2	3	4	5	6 - 9	10 - 19	20 or MORE	UNKNOWN	TOTAL
HOMICIDE	61.8	15.1	7.7	4.9	2.5	5.0	2.4	.4	.1	100.0
ASSAULTS	36.0	20.7	10.4	10.6	4.5	9.9	6.0	2.0	..	100.0
SEXUAL OFFENCES	24.7	21.4	13.3	9.0	5.4	15.0	7.7	3.0	.3	100.0
AGAINST PERSON nec.	17.8	11.0	17.8	6.8	4.1	23.3	13.7	5.5	..	100.0
ROBBERY	17.5	15.0	11.3	10.8	9.5	16.4	14.4	4.1	.9	100.0
EXTORTION	50.0	6.3	..	6.3	18.8	6.3	12.5	100.0
BREAK & ENTER	13.3	11.5	11.1	9.8	6.6	18.4	17.9	10.4	1.1	100.0
FRAUD ETC.	13.6	7.1	8.6	6.3	6.8	17.0	19.6	20.1	.8	100.0
RECEIVING	27.3	13.3	12.0	7.3	6.7	16.7	12.0	4.7	..	100.0
OTHER THEFT	17.1	15.4	11.3	9.2	7.8	18.1	14.1	6.5	.5	100.0
PROPERTY DAMAGE	20.8	15.2	14.4	12.0	5.6	16.0	6.4	8.8	.8	100.0
GOVT SECURITY	33.3	26.7	..	6.7	6.7	13.3	..	6.7	6.7	100.0
JUSTICE PROCEDURE	25.5	18.9	11.3	7.3	6.9	13.1	14.2	2.9	..	100.0
PROSTITUTION	14.3	14.3	14.3	28.6	14.3	14.3	100.0
OFFENSIVE BHVR	64.5	22.6	9.7	3.2	100.0
UNLAWF POSS WEAPON	25.8	9.7	6.5	19.4	6.5	9.7	12.9	9.6	..	100.0
OTHER GOOD ORDER	48.3	16.7	11.7	11.7	3.3	..	6.7	1.7	..	100.0
POSSESS,USE DRUGS	39.6	25.4	6.7	11.2	2.2	1.2	4.5	100.0
TRAFFICKING DRUGS	36.3	20.0	14.1	10.1	3.4	9.9	4.6	.8	.8	100.0
MANUFACTURE DRUGS	50.0	26.9	6.4	6.4	3.8	5.1	1.3	100.0
DRIVING OFFENCES	27.3	27.7	14.7	11.3	3.6	11.1	3.8	.6	..	100.0
ADMIN'VE OFFENCES	32.9	24.4	13.0	8.5	6.0	10.9	4.4	100.0
OTHER TRAFFIC OFFENCES	27.3	13.6	18.2	4.5	4.5	31.8	100.0
OTHER OFFENCES	34.9	19.0	..	4.8	3.2	7.9	6.3	4.8	..	100.0
UNKNOWN	100.0	100.0
TOTAL	27.4	16.9	11.3	9.0	5.9	13.8	10.4	4.8	.5	100.0

Table 25 - Number of Sentenced Prisoners by Most Serious Offence and Type of Sentence - Australia

OFFENCE	LIFE	GOVERNOR'S PLEASURE	ADMINISTRATIVE	INDEFINITE	FIXED TERM	FINE DEFAULT ONLY	PERIODIC	TOTAL
HOMICIDE	501	63	1	252	126	..	16	959
ASSAULTS	2	3	1	302	260	9	28	605
SEXUAL OFFENCES	5	14	1	502	339	1	3	865
AGAINST PERSON nec.	1	3	..	46	22	..	1	73
ROBBERY	1	3	..	925	225	..	2	1156
EXTORTION	11	4	..	1	16
BREAK & ENTER	..	3	3	832	615	10	21	1484
FRAUD ETC.	1	1	1	181	178	7	13	382
RECEIVING	68	77	4	1	150
OTHER THEFT	..	1	2	354	511	14	30	912
PROPERTY DAMAGE	..	3	..	53	63	3	3	125
GOVT SECURITY	..	1	..	7	7	15
JUSTICE PROCEDURE	2	15	..	114	126	12	6	275
PROSTITUTION	1	..	5	1	..	7
OFFENSIVE BHVR	27	4	..	31
UNLAWF POSS WEAPON	16	15	31
OTHER GOOD ORDER	13	43	3	1	60
POSSESS,USE DRUGS	64	57	8	5	134
TRAFFICKING DRUGS	344	118	5	9	476
MANUFACTURE DRUGS	50	25	..	3	78
DRIVING OFFENCES	1	35	316	68	104	524
ADMIN'VE OFFENCES	1	26	284	20	55	386
OTHER TRAFFIC OFFENCES	20	2	..	22
OTHER OFFENCES	..	3	..	37	22	1	..	63
UNKNOWN	..	1	1
TOTAL	513	114	12	4232	3485	172	302	6830

Table 25a - Percentage of Sentenced Prisoners by Most Serious Offence and Type of Sentence - Australia

OFFENCE	LIFE	GOVERNOR'S PLEASURE	ADMINISTRATIVE	INDEFINITE	FIXED TERM	FINE DEFAULT ONLY	PERIODIC	TOTAL
HOMICIDE	52.2	6.6	.1	26.3	13.1	..	1.7	100.0
ASSAULTS	.3	.5	.2	49.9	43.0	1.5	4.6	100.0
SEXUAL OFFENCES	.6	1.6	.1	58.0	39.2	.1	.3	100.0
AGAINST PERSON nec.	1.4	4.1	..	63.0	30.1	..	1.4	100.0
ROBBERY	.1	.3	..	80.0	19.5	..	.2	100.0
EXTORTION	68.8	25.0	..	6.3	100.0
BREAK & ENTER	..	.2	.2	56.1	41.4	.7	1.4	100.0
FRAUD ETC.	.3	.3	.3	47.4	46.6	1.8	3.4	100.0
RECEIVING	45.3	51.3	2.7	.7	100.0
OTHER THEFT	..	.1	.2	38.8	56.0	1.5	3.3	100.0
PROPERTY DAMAGE	..	2.4	..	42.4	50.4	2.4	2.4	100.0
GOVT SECURITY	..	6.7	..	46.7	46.7	100.0
JUSTICE PROCEDURE	.7	5.5	..	41.5	45.8	4.4	2.2	100.0
PROSTITUTION	14.3	..	71.4	14.3	..	100.0
OFFENSIVE BHVR	87.1	12.9	..	100.0
UNLAWF POSS WEAPON	51.6	48.4	100.0
OTHER GOOD ORDER	21.7	71.7	5.0	1.7	100.0
POSSESS,USE DRUGS	47.8	42.5	6.0	3.7	100.0
TRAFFICKING DRUGS	72.3	24.8	1.1	1.9	100.0
MANUFACTURE DRUGS	64.1	32.1	..	3.8	100.0
DRIVING OFFENCES2	6.7	60.3	13.0	19.8	100.0
ADMIN'VE OFFENCES3	6.7	73.6	5.2	14.2	100.0
OTHER TRAFFIC OFFENCES	90.9	9.1	..	100.0
OTHER OFFENCES	..	4.8	..	58.7	34.9	1.6	..	100.0
UNKNOWN	..	100.0	100.0
TOTAL	5.8	1.3	.1	48.0	39.5	1.9	3.4	100.0


Table 26 - Number of Sentenced Prisoners by Most Serious Offence and Aggregate Sentence - Australia

	PERIODIC DETENTION	UNDER 1 MONTH	1 & UNDER 3 MONTHS	3 & UNDER 6 MONTHS	6 & UNDER 12 MONTHS	1 & UNDER 2 YEARS	2 & UNDER 5 YEARS	5 & UNDER 10 YEARS	10 YEARS & OVER	LIFE, GOVERNOR'S PLEASURE	UNKNOWN	TOTAL
HOMICIDE	16	2	2	10	64	138	146	581	..	959
ASSAULTS	28	11	38	51	96	104	153	85	33	6	..	605
SEXUAL OFFENCES	3	1	3	8	19	24	202	353	231	19	2	865
OTHER AG. PERSON	1	4	8	19	12	26	4	..	73
ROBBERY	1	..	1	3	6	40	251	515	329	2	7	1156
EXTORTION	1	1	9	4	1	16
BREAK & ENTER	21	7	23	79	181	336	578	219	34	1	5	1484
FRAUD ETC.	13	2	11	25	55	81	139	42	11	2	1	382
RECEIVING	1	7	11	21	25	31	42	6	6	150
OTHER THEFT	30	13	60	94	213	203	223	65	7	..	3	912
PROPERTY DAMAGE	3	4	9	9	13	11	40	26	6	3	1	125
GOVT SECURITY	2	2	..	4	5	1	1	..	15
JUSTICE PROCEDURE	6	12	18	19	31	61	76	23	2	17	10	275
PROSTITUTION	1	1	5	7
OFFENSIVE BHVR	..	11	8	6	6	31
UNLAWF POSS WEAPON	4	4	6	2	3	8	4	31
OTHER GOOD ORDER	1	9	12	7	17	3	7	4	60
POSSESS,USE DRUGS	5	8	6	12	21	14	16	33	19	134
TRAFFICKING DRUGS	9	1	7	13	28	54	160	155	49	476
MANUFACTURE DRUGS	3	2	1	2	11	2	27	27	3	78
DRIVING OFFENCES	104	58	63	103	116	62	14	3	1	524
ADMIN'VE OFFENCES	55	26	50	90	118	38	7	..	2	386
OTHER TRAFFIC OFFENCES	..	1	3	7	6	4	1	22
OTHER OFFENCES	..	2	6	5	6	3	11	15	12	3	..	63
UNKNOWN	1	..	1
TOTAL	307	175	335	563	987	1092	2044	1740	923	640	29	8830

Table 26a - Percentage of Sentenced Prisoners by Most Serious Offence and Aggregate Sentence - Australia

	PERIODIC DETENTION	UNDER 1 MONTH	1 & UNDER 3 MONTHS	3 & UNDER 6 MONTHS	6 & UNDER 12 MONTHS	1 & UNDER 2 YEARS	2 & UNDER 5 YEARS	5 & UNDER 10 YEARS	10 YEARS & OVER	LIFE, GOVERNOR'S PLEASURE	UNKNOWN	TOTAL
HOMICIDE	1.72	.2	1.0	6.7	14.4	15.2	60.6	..	10.9
ASSAULTS	4.6	1.8	6.3	8.4	15.9	17.2	25.3	14.0	5.5	1.0	..	6.9
SEXUAL OFFENCES	.3	.1	.3	.9	2.2	2.8	23.4	40.9	26.8	2.2	.2	9.8
OTHER AG. PERSON	1.4	5.5	11.0	23.3	17.8	35.6	5.5	..	.8
ROBBERY	.2	..	.1	.3	5.2	3.5	21.8	44.8	28.6	.2	.6	13.1
EXTORTION	6.3	6.3	56.3	25.0	6.32
BREAK & ENTER	1.4	.5	1.6	5.3	12.2	22.7	39.1	14.8	2.3	.1	.3	16.8
FRAUD ETC.	3.4	.5	2.9	6.6	14.4	21.3	36.5	11.2	2.9	.5	.3	4.3
RECEIVING	.7	4.7	7.3	14.0	16.7	20.7	28.0	4.0	1.7
OTHER THEFT	3.3	1.4	6.6	10.3	23.4	22.3	33.6	7.3	.8	..	.3	10.3
PROPERTY DAMAGE	2.4	3.2	7.3	7.3	10.5	8.9	32.3	21.0	4.8	2.4	.8	1.4
GOVT SECURITY	13.3	13.3	..	26.6	33.3	6.6	6.6	..	.2
IUSTICE PROCEDURE	2.3	4.5	6.8	7.2	11.7	23.6	28.7	8.7	.8	6.4	3.8	3.0
PROSTITUTION	14.3	14.3	71.41
OFFENSIVE BHVR	..	35.5	25.8	19.4	19.44
UNLAWF POSS WEAPON	12.9	12.9	19.4	6.5	9.7	25.8	12.94
OTHER GOOD ORDER	1.7	15.0	20.0	11.7	28.3	5.0	11.7	6.77
POSSESS,USE DRUGS	3.7	6.0	4.5	9.0	15.7	10.4	11.9	24.6	14.2	1.5
TRAFFICKING DRUGS	1.9	.2	1.5	2.7	5.9	11.3	33.6	32.6	10.3	5.4
MANUFACTURE DRUGS	3.8	2.6	1.6	2.6	14.1	2.6	34.6	27	3.89
DRIVING OFFENCES	19.8	11.1	12.0	19.7	22.1	11.8	2.7	.6	.2	6.0
ADMIN'VE OFFENCES	14.2	6.7	13.0	23.3	30.6	9.8	1.8	..	.5	4.4
OTHER TRAFFIC OFFENCES	..	4.5	13.6	31.8	27.3	18.2	4.53
OTHER OFFENCES	..	3.2	9.5	7.9	9.5	4.8	17.5	23.8	19.0	4.8	..	.7
UNKNOWN	100.0	..	0.0
TOTAL	100.0	100.0	100.0	100.0	100.0	100.0	100.0	100.0	100.0	100.0	100.0	100.0

Figure 13 - Percentage of Prisoners by Most Serious Offence and Aggregate Sentence - Australia



KEY:

Under 1 Yr.
 1-5 Yrs.
 5-10 Yrs.
 10+ Yrs.
 Life, G.P.



PART C - INTERSTATE COMPARISONS OF LEGAL STATUS AND SENTENCE LENGTHS

by Offence and Jurisdiction

The Legal Status of Offender, the Sentence for Most Serious Offence, the Aggregate Sentence and the Expected Duration of Imprisonment (calculated as the time between Date of Receival and Earliest Date of Release) are shown classified by Most Serious Offence for each jurisdiction. These tables should facilitate inter-jurisdictional comparison of overall sentencing practices for the various offence types and will be useful in evaluating differences in legislation, and parole rules.

. Table 27 - Number of Prisoners by Most Serious Offence, Legal Status and Jurisdiction	64
. Table 28 - Number of Sentenced Prisoners by Most Serious Offence, Sentence Relating to Most Serious Offence, and Jurisdiction	67
. Table 29 - Number of Prisoners by Most Serious Offence, Aggregate Sentence and Jurisdiction	70
. Table 30 - Number of Sentenced Prisoners by Most Serious Offence, Actual Expected Sentence, and Jurisdiction	74

**Table 27 - Number of Prisoners by Most Serious Offence,
Legal Status and Jurisdiction**

OFFENCE	UNCONVICTED	CONVICTED			AWAITING DEPORT'N	OTHER	TOTAL
		AWAITING SENTENCE	AWAITING APPEAL	UNDER SENTENCE			
NEW SOUTH WALES							
HOMICIDE	46	5	23	342	..	1	417
ASSAULTS	35	4	12	191	242
SEX OFFENCES	23	9	21	252	305
AGAINST PERSON nec.	3	1	2	29	35
ROBBERY	60	23	18	549	650
EXTORTION	4	1	..	9	14
BREAK & ENTER	55	14	13	497	579
FRAUD ETC.	23	4	7	127	161
RECEIVING	10	1	3	60	74
OTHER THEFT	34	11	11	308	364
PROPERTY DAMAGE	5	..	3	40	..	1	49
GOV'T SECURITY	2	2
JUSTICE PROCEDURE	8	..	1	58	67
OFFENSIVE BHVR	..	1	..	5	6
UNLAWF POSS WEAPON	3	..	4	7	14
OTHER GOOD ORDER	2	..	1	9	12
POSSESS,USE DRUGS	11	1	2	64	78
TRAFFICKING DRUGS	43	11	23	195	272
MANUFACTURE DRUGS	1	..	6	32	39
DRIVING OFFENCES	3	..	3	213	219
ADMIN'VE OFFENCES	114	114
OTHER OFFENCES	3	3	..	6
TOTAL NEW SOUTH WALES	369	86	153	3106	3	2	3719
VICTORIA							
HOMICIDE	35	161	..	37	233
ASSAULTS	12	1	2	120	135
SEX OFFENCES	16	2	2	147	167
AGAINST PERSON nec.	2	11	..	1	14
ROBBERY	15	..	1	263	..	1	280
EXTORTION	2	2
BREAK & ENTER	28	1	4	267	300
FRAUD ETC.	8	..	1	43	..	1	53
RECEIVING	1	22	23
OTHER THEFT	16	1	2	216	235
PROPERTY DAMAGE	4	23	..	1	28
GOV'T SECURITY	1	1
JUSTICE PROCEDURE	4	18	22
PROSTITUTION	1	..	1	6	8
OFFENSIVE BHVR	7	7
UNLAWF POSS WEAPON	6	6
OTHER GOOD ORDER	1	11	12
POSSESS,USE DRUGS	1	14	15
TRAFFICKING DRUGS	22	..	1	66	89
DRIVING OFFENCES	1	32	33
ADMIN'VE OFFENCES	1	56	57
OTHER OFFENCES	30	3	..	33
TOTAL VICTORIA	168	5	14	1522	3	41	1753

OFFENCE	UNCONVICTED	CONVICTED			AWAITING DEPORT'N	OTHER	TOTAL
		AWAITING SENTENCE	AWAITING APPEAL	UNDER SENTENCE			
QUEENSLAND							
HOMICIDE	9	..	5	179	193
ASSAULTS	7	..	2	74	83
SEX OFFENCES	11	..	4	195	..	1	211
AGAINST PERSON nec.	2	..	1	10	13
ROBBERY	11	..	4	129	144
EXTORTION	1	3	4
BREAK & ENTER	29	..	5	218	252
FRAUD ETC.	7	..	3	88	98
RECEIVING	1	14	15
OTHER THEFT	14	..	1	139	154
PROPERTY DAMAGE	4	..	2	28	34
GOV'T SECURITY	4	6	..	10
JUSTICE PROCEDURE	11	11
OFFENSIVE BEHAVIOUR	1	1
UNLAWF POSS WEAPON	8	8
OTHER GOOD ORDER	1	14	15
POSSESS,USE DRUGS	5	..	2	25	32
TRAFFICKING DRUGS	5	69	74
MANUFACTURE DRUGS	2	13	15
DRIVING OFFENCES	3	..	1	141	145
ADMIN'VE OFFENCES	1	..	1	90	92
OTHER TRAFFIC	20	20
OTHER OFFENCES	14	14
TOTAL QUEENSLAND	110	..	34	1487	6	1	1638

SOUTH AUSTRALIA

HOMICIDE	7	2	..	67	76
ASSAULTS	6	5	..	58	69
SEX OFFENCES	4	4	..	91	99
AGAINST PERSON nec.	6	6
ROBBERY	8	3	..	77	88
BREAK & ENTER	25	9	..	139	173
FRAUD ETC.	5	2	..	25	32
RECEIVING	12	12
OTHER THEFT	8	1	..	51	60
PROPERTY DAMAGE	3	3	..	12	18
JUSTICE PROCEDURE	1	1	..	70	72
OFFENSIVE BHVR	5	5
UNLAWF POSS WEAPON	1	1	2
OTHER GOOD ORDER	1	8	9
POSSESS,USE DRUGS	..	1	..	11	12
TRAFFICKING DRUGS	33	33
MANUFACTURE DRUGS	17	17
DRIVING OFFENCES	2	15	17
ADMIN'VE OFFENCES	7	7
OTHER TRAFFIC	1	1
OTHER OFFENCES	4	4
TOTAL SOUTH AUSTRALIA	71	31	..	710	812

WESTERN AUSTRALIA

HOMICIDE	1	..	10	66	77
ASSAULTS	3	77	80
SEX OFFENCES	9	89	98
AGAINST PERSON nec.	2	8	10
ROBBERY	11	85	96
EXTORTION	1	1
BREAK & ENTER	1	..	9	229	239
FRAUD ETC.	2	64	66
RECEIVING	2	28	30
OTHER THEFT	3	143	146
PROPERTY DAMAGE	9	9
GOV'T SECURITY	1	5	6
JUSTICE PROCEDURE	3	93	96
OFFENSIVE BHVR	11	11
UNLAWF POSS WEAPON	1	4	5
OTHER GOOD ORDER	1	12	13
POSSESS,USE DRUGS	12	12
TRAFFICKING DRUGS	3	71	74
MANUFACTURE DRUGS	1	1
DRIVING OFFENCES	64	64
ADMIN'VE OFFENCES	1	114	115
OTHER OFFENCES	7	7
UNKNOWN	76	16	..	1	1	..	94
TOTAL WESTERN AUSTRALIA	80	16	59	1194	1	..	1350

OFFENCE	UNCONVICTED	CONVICTED			AWAITING DEPORT'N	OTHER	TOTAL
		AWAITING SENTENCE	AWAITING APPEAL	UNDER SENTENCE			
TASMANIA							
HOMICIDE	2	26	28
ASSAULTS	2	1	2	9	14
SEX OFFENCES	2	..	1	25	..	1	29
AGAINST PERSON nec.	1	1
ROBBERY	1	7	8
EXTORTION	1	1
BREAK & ENTER	2	1	1	45	49
FRAUD ETC.	2	..	1	11	14
RECEIVING	2	2
OTHER THEFT	3	23	26
PROPERTY DAMAGE	1	2	3
PROPERTY DAMAGE	1	1
OFFENSIVE BHVR	2	2
OTHER GOOD ORDER	1	1
TRAFFICKING DRUGS	8	8
DRIVING OFFENCES	2	..	1	42	45
ADMIN'VE OFFENCES	4	4
OTHER OFFENCES	1	1
TOTAL TASMANIA	15	2	8	211	..	1	237
NORTHERN TERRITORY							
HOMICIDE	2	40	42
ASSAULTS	1	55	56
SEX OFFENCES	27	27
AGAINST PERSON nec.	2	2	4
ROBBERY	2	11	13
BREAK & ENTER	6	57	63
FRAUD ETC.	1	9	10
RECEIVING	1	6	7
OTHER THEFT	1	15	16
PROPERTY DAMAGE	4	4
GOV'T SECURITY	2	4	..	6
JUSTICE PROCEDURE	20	20
OTHER GOOD ORDER	4	4
POSSESS, USE DRUGS	4	4
TRAFFICKING DRUGS	7	7
MANUFACTURE DRUGS	1	7	8
DRIVING OFFENCES	1	12	13
OTHER TRAFFIC	1	1
OTHER OFFENCES	1	4	5
UNKNOWN	2	2
TOTAL NORTHERN TERRITORY	21	287	4	..	312
A.C.T.							
SEX OFFENCES	1	1
BREAK & ENTER	2	2
OTHER THEFT	1	1
OTHER OFFENCES	1	1
TOTAL A.C.T.	5	5

Table 28 - Number of Sentenced Prisoners by Most Serious Offence, Sentence for Most Serious Offence and Jurisdiction

OFFENCE	PERIODIC DETENTION	UNDER 1 MONTH	1 & UNDER 3 MONTHS	3 & UNDER 6 MONTHS	6 & UNDER 12 MONTHS	1 & UNDER 2 YEARS	2 & UNDER 5 YEARS	5 & UNDER 10 YEARS	10 YEARS & OVER	LIFE, GOVERNOR'S PLEASURE	UNKNOWN	TOTAL
NEW SOUTH WALES												
HOMICIDE	16	1	15	42	49	243	..	366
ASSAULTS	25	..	2	11	26	29	58	34	14	4	..	203
SEXUAL OFFENCES	3	3	7	45	124	90	1	..	273
AGAINST PERSON nec.	1	2	4	8	15	1	..	31
ROBBERY	2	8	140	280	135	..	2	567
EXTORTION	1	6	2	9
BREAK & ENTER	21	..	2	11	30	96	293	52	3	..	2	510
FRAUD ETC.	11	1	2	5	21	28	45	19	2	134
RECEIVING	1	4	1	4	11	18	20	4	63
OTHER THEFT	30	6	13	21	53	64	126	6	319
PROPERTY DAMAGE	2	2	1	4	7	2	15	6	4	1	..	44
GOVT SECURITY	1	..	1	2
JUSTICE PROCEDURE	6	3	1	7	10	11	20	1	59
OFFENSIVE BHVR	1	..	4	5
UNLAWF POSS WEAPON	3	..	5	2	1	11
OTHER GOOD ORDER	1	1	4	1	3	10
POSSESS,USE DRUGS	4	5	2	5	9	6	6	15	14	66
TRAFFICKING DRUGS	8	1	3	3	8	22	59	84	30	218
MANUFACTURE DRUGS	3	1	4	..	10	18	2	38
DRIVING OFFENCES	69	39	7	34	64	3	216
ADMIN'VE OFFENCES	43	16	4	21	29	1	114
OTHER OFFENCES	3	3
TOTAL	247	79	42	126	287	298	871	698	359	250	4	3261
VICTORIA												
HOMICIDE	1	21	24	39	113	..	198
ASSAULTS	..	5	10	15	26	11	33	20	2	122
SEXUAL OFFENCES	..	1	1	..	3	10	37	75	22	149
AGAINST PERSON nec.	2	2	3	2	2	1	..	12
ROBBERY	1	..	1	10	63	150	39	1	..	265
EXTORTION	1	1	2
BREAK & ENTER	..	2	14	25	82	81	59	8	271
FRAUD ETC.	2	10	5	9	13	5	..	1	..	45
RECEIVING	..	1	5	2	5	4	4	1	22
OTHER THEFT	..	3	23	40	66	54	27	4	1	218
PROPERTY DAMAGE	2	1	4	5	10	1	..	1	..	24
GOVT SECURITY	1	1
JUSTICE PROCEDURE	..	4	3	4	3	4	18
PROSTITUTION	..	1	1	2	3	7
OFFENSIVE BHVR	2	3	2	7
UNLAWF POSS WEAPON	2	1	..	1	1	1	6
OTHER GOOD ORDER	4	2	2	..	3	11
POSSESS,USE DRUGS	1	4	1	..	8	14
TRAFFICKING DRUGS	1	3	7	1	29	25	1	67
DRIVING OFFENCES	..	6	9	7	9	..	1	32
ADMIN'VE OFFENCES	..	7	18	13	14	4	56
OTHER OFFENCES	1	1	4	14	10	30
TOTAL	..	30	100	129	238	200	309	338	116	117	..	1577

OFFENCE	PERIODIC DETENTION	UNDER 1 MONTH	1 & UNDER 3 MONTHS	3 & UNDER 6 MONTHS	6 & UNDER 12 MONTHS	1 & UNDER 2 YEARS	2 & UNDER 5 YEARS	5 & UNDER 10 YEARS	10 YEARS & OVER	LIFE, GOVERNOR'S PLEASURE	UNKNOWN	TOTAL
QUEENSLAND												
HOMICIDE	1	6	8	39	29	101	..	184
ASSAULTS	3	..	7	5	10	16	22	10	3	76
SEXUAL OFFENCES	6	4	4	52	98	31	5	..	200
AGAINST PERSON nec.	4	7	11
ROBBERY	3	5	2	42	64	17	133
EXTORTION	2	1	3
BREAK & ENTER	13	25	52	44	70	16	3	223
FRAUD ETC.	2	..	7	9	18	22	30	3	91
RECEIVING	1	1	2	4	6	..	1	15
OTHER THEFT	..	1	17	22	33	34	26	7	140
PROPERTY DAMAGE	1	1	2	5	2	1	12	6	30
GOVT SECURITY	2	1	1	4
JUSTICE PROCEDURE	..	1	2	1	3	3	1	11
OFFENSIVE BHVR	..	1	1
UNLAWF POSS WEAPON	2	4	1	1	8
OTHER GOOD ORDER	..	1	2	3	7	..	1	14
POSSESS,USE DRUGS	1	..	4	6	7	2	4	3	27
TRAFFICKING DRUGS	1	..	2	8	9	10	21	13	5	69
MANUFACTURE DRUGS	1	2	1	2	4	5	15
DRIVING OFFENCES	35	..	25	34	30	14	2	2	142
ADMIN'VE OFFENCES	12	3	3	23	43	7	91
OTHER TRAFFIC OFFENCES	2	7	7	3	1	20
OTHER OFFENCES	1	2	4	1	4	2	14
TOTAL	55	8	91	168	240	180	315	269	90	106	..	1522
TASMANIA												
HOMICIDE	2	4	4	..	18	..	28
ASSAULTS	3	2	2	2	2	11
SEXUAL OFFENCES	1	2	2	1	6	13	..	1	1	27
AGAINST PERSON nec.	1	..	1
ROBBERY	1	..	1	2	3	7
EXTORTION	1	1
BREAK & ENTER	..	1	4	12	17	9	3	46
FRAUD ETC.	1	4	4	1	2	12
RECEIVING	2	2
OTHER THEFT	..	1	8	4	8	2	23
PROPERTY DAMAGE	1	1	2
JUSTICE PROCEDURE	1	1
OFFENSIVE BHVR	..	1	1	2
OTHER GOOD ORDER	1	1
TRAFFICKING DRUGS	1	..	1	1	4	1	8
DRIVING OFFENCES	..	2	6	22	11	1	1	43
ADMIN'VE OFFENCES	2	1	1	4
OTHER OFFENCES	1	1
TOTAL	..	5	31	49	47	21	25	21	..	20	1	220

OFFENCE	PERIODIC DETENTION	UNDER 1 MONTH	1 & UNDER 3 MONTHS	3 & UNDER 6 MONTHS	6 & UNDER 12 MONTHS	1 & UNDER 2 YEARS	2 & UNDER 5 YEARS	5 & UNDER 10 YEARS	10 YEARS & OVER	LIFE, GOVERNOR'S PLEASURE	UNKNOWN	TOTAL
NORTHERN TERRITORY												
HOMICIDE	1	..	2	21	11	5	..	40
ASSAULTS	..	1	2	9	11	11	20	1	55
SEXUAL OFFENCES	1	1	..	16	5	3	1	..	27
AGAINST PERSON nec.	1	1	2
ROBBERY	3	4	4	11
BREAK & ENTER	3	11	9	21	8	5	57
FRAUD ETC.	2	4	2	1	9
RECEIVING	1	2	3	6
OTHER THEFT	2	6	1	6	15
PROPERTY DAMAGE	..	1	1	2	4
GOVT SECURITY	2	2
JUSTICE PROCEDURE	..	1	..	4	9	3	3	20
OTHER GOOD ORDER	2	1	1	4
POSSESS,USE DRUGS	1	2	1	4
TRAFFICKING DRUGS	3	3	1	7
MANUFACTURE DRUGS	2	4	1	7
DRIVING OFFENCES	..	1	2	7	..	1	1	12
OTHER TRAFFIC OFFENCES	1	1
OTHER OFFENCES	..	1	2	..	1	4
TOTAL	..	5	10	35	45	52	71	47	16	6	..	287

Table 29 - Number of Sentenced Prisoners by Most Serious Offence, Aggregate Sentence and Jurisdiction

OFFENCE	PERIODIC DETENTION	UNDER 1 MONTH	1 & UNDER 1 MONTHS	3 & UNDER 6 MONTHS	6 & UNDER 12 MONTHS	1 & UNDER 2 YEARS	2 & UNDER 5 YEARS	5 & UNDER 10 YEARS	10 YEARS & OVER	LIFE, GOVERNOR'S PLEASURE	UNKNOWN	TOTAL
NEW SOUTH WALES												
HOMICIDE	16	1	15	37	54	243	..	366
ASSAULT	25	..	2	10	23	29	53	36	21	4	..	203
SEX OFFENCES	3	4	6	42	94	121	1	2	273
AGAINST PERSON nec.	1	2	1	7	19	1	..	31
ROBBERY	2	9	94	245	210	..	7	567
EXTORTION	1	5	2	1	9
BREAK & ENTER	21	..	2	11	30	76	228	117	20	..	5	510
FRAUD ETC.	11	1	2	5	20	19	43	22	11	134
RECEIVING	1	4	1	5	11	13	21	5	2	63
OTHER THEFT	30	6	13	20	49	59	99	36	4	..	3	319
PROPERTY DAMAGE	2	2	1	4	7	2	10	9	6	1	..	44
GOVT SECURITY	2	2
JUSTICE PROCEDURE	6	3	1	7	8	11	19	4	59
OFFENSIVE BHVR	1	..	4	5
UNLAWF POSS WEAPON	3	..	1	5	2	11
OTHER GOOD ORDER	1	1	4	1	1	2	10
POSSESS,USE DRUG	4	5	2	5	9	6	6	15	14	66
TRAFFICKING DRUGS	8	1	3	3	9	21	56	84	33	218
MANUFACTURE DRUGS	3	1	4	..	10	18	2	38
DRIVING OFFENCES	69	39	7	27	52	22	216
ADMIN'VE OFFENCES	43	16	4	19	28	2	2	114
OTHER OFFENCES	3	3
TOTAL	247	79	42	116	265	279	708	738	520	250	17	3261
VICTORIA												
HOMICIDE	21	22	42	113	..	198
ASSAULT	..	5	8	8	18	18	34	25	6	122
SEX OFFENCES	..	1	1	..	2	5	28	65	47	149
AGAINST PERSON nec.	2	1	2	2	4	1	..	12
ROBBERY	1	..	1	9	37	128	88	1	..	265
EXTORTION	1	..	1	2
BREAK & ENTER	..	1	5	12	30	65	123	31	4	271
FRAUD ETC.	1	5	9	6	17	6	..	1	..	45
RECEIVING	..	1	3	3	5	3	5	1	1	22
OTHER THEFT	..	2	13	13	51	60	62	16	1	218
PROPERTY DAMAGE	3	5	12	3	..	1	..	24
GOVT SECURITY	1	1
JUSTICE PROCEDURE	..	4	2	3	3	3	1	2	18
PROSTITUTION	1	1	5	7
OFFENSIVE BHVR	2	3	2	7
UNLAWF POSS WEAPON	1	..	1	..	2	2	6
OTHER GOOD ORDER	3	2	2	1	2	1	11
POSSESS,USE DRUG	1	1	3	2	..	7	1	14
TRAFFICKING DRUGS	1	2	7	2	26	27	2	67
DRIVING OFFENCES	..	3	10	5	9	3	1	1	32
ADMIN'VE OFFENCES	..	2	20	10	17	5	2	56
OTHER OFFENCES	1	..	1	4	13	11	30
TOTAL	..	19	72	69	171	190	379	353	207	117	..	1577

OFFENCE	PERIODIC DETENTION	UNDER 1 MONTH	1 & UNDER 3 MONTHS	3 & UNDER 6 MONTHS	6 & UNDER 12 MONTHS	1 & UNDER 2 YEARS	2 & UNDER 5 YEARS	5 & UNDER 10 YEARS	10 YEARS & OVER	LIFE, GOVERNOR'S PLEASURE	UNKNOWN	TOTAL
QUEENSLAND												
HOMICIDE	1	5	9	38	30	101	..	184
ASSAULT	3	..	7	4	9	18	20	11	4	76
SEX OFFENCES	6	4	4	50	92	39	5	..	200
AGAINST PERSON nec.	4	7	11
ROBBERY	3	4	3	41	62	20	133
EXTORTION	2	1	3
BREAK & ENTER	12	17	50	49	72	19	4	223
FRAUD ETC.	2	..	7	8	11	26	31	6	91
RECEIVING	1	1	2	3	7	..	1	15
OTHER THEFT	..	1	17	19	30	34	32	7	140
PROPERTY DAMAGE	1	1	2	5	2	1	10	8	30
GOVT SECURITY	2	1	1	4
JUSTICE PROCEDURE	..	1	2	1	3	3	1	11
OFFENSIVE BHVR	..	1	1
UNLAWF POSS WEAPON	2	4	1	1	8
OTHER GOOD ORDER	..	1	2	3	7	..	1	14
POSSESS,USE DRUG	1	..	4	6	7	2	4	3	27
TRAFFICKING DRUGS	1	3	8	8	7	10	23	13	5	69
MANUFACTURE DRUGS	1	2	1	2	4	5	15
DRIVING OFFENCES	35	..	23	34	30	13	5	2	142
ADMIN'VE OFFENCES	12	3	3	23	42	8	91
OTHER TRAFFIC OFFS.	2	7	6	4	1	20
OTHER OFFENCES	1	2	4	1	4	2	14
TOTAL	55	8	88	155	222	191	324	269	104	106	..	1522

SOUTH AUSTRALIA

HOMICIDE	1	4	9	7	46	..	67
ASSAULT	..	4	6	10	14	10	8	5	1	58
SEX OFFENCES	3	4	38	34	9	3	..	91
AGAINST PERSON nec.	1	..	4	1	6
ROBBERY	7	34	34	2	77
BREAK & ENTER	2	11	27	62	36	2	139
FRAUD ETC.	4	3	7	10	1	25
RECEIVING	..	2	..	1	3	1	4	..	1	12
OTHER THEFT	..	2	5	3	22	16	2	1	51
PROPERTY DAMAGE	2	1	4	5	12
JUSTICE PROCEDURE	..	3	12	3	7	14	12	1	..	8	1	070
OFFENSIVE BHVR	..	4	1	5
UNLAWF POSS WEAPON	1	1
OTHER GOOD ORDER	..	3	1	1	1	..	2	8
POSSESS,USE DRUG	..	1	1	1	2	5	1	11
TRAFFICKING DRUGS	1	5	18	8	1	33
MANUFACTURE DRUGS	6	..	10	1	17
DRIVING OFFENCES	..	2	9	3	1	15
ADMIN'VE OFFENCES	..	2	1	2	2	7
OTHER TRAFFIC OFFS.	..	1	1
OTHER OFFENCES	..	1	1	2	..	4
UNKNOWN	1	111
TOTAL	..	25	40	38	91	129	189	106	22	59	11	710

OFFENCE	PERIODIC DETENTION	UNDER 1 MONTH	1 & UNDER 3 MONTHS	3 & UNDER 6 MONTHS	6 & UNDER 12 MONTHS	1 & UNDER 2 YEARS	2 & UNDER 5 YEARS	5 & UNDER 10 YEARS	10 YEARS & OVER	LIFE, GOVERNOR'S PLEASURE	UNKNOWN	TOTAL
WESTERN AUSTRALIA												
HOMICIDE	2	..	1	9	7	2	56	..	77
ASSAULT	..	1	10	10	19	17	15	5	1	2	..	80
SEX OFFENCES	1	..	3	3	22	49	12	8	..	98
AGAINST PERSON nec.	1	..	3	2	3	1	..	10
ROBBERY	8	40	38	9	1	..	96
EXTORTION	1	1
BREAK & ENTER	..	5	1	18	15	43	104	45	6	1	..	238
FRAUD ETC.	..	1	..	2	7	15	33	7	..	1	..	66
RECEIVING	5	9	3	7	5	..	1	30
OTHER THEFT	..	1	5	34	49	28	22	5	2	146
PROPERTY DAMAGE	4	1	2	1	..	1	..	9
GOVT SECURITY	2	3	..	1	..	6
JUSTICE PROCEDURE	3	4	22	40	16	2	9	..	96
OFFENSIVE BHVR	..	5	3	3	11
UNLAWF POSS WEAPON	1	1	..	1	2	5
OTHER GOOD ORDER	..	4	5	1	1	1	12
POSSESS,USE DRUG	..	2	1	3	3	1	2	12
TRAFFICKING DRUGS	3	11	32	20	8	74
MANUFACTURE DRUGS	..	1	1
DRIVING OFFENCES	..	11	11	12	13	13	3	..	1	64
ADMIN'VE OFFENCES	..	3	20	35	28	23	3	..	2	114
OTHER OFFENCES	1	..	1	..	3	..	1	1	..	7
TOTAL	..	34	66	129	149	196	342	201	54	82	..	1253

TASMANIA

HOMICIDE	2	2	6	18	..	28
ASSAULT	3	1	3	1	1	2	11
SEX OFFENCES	1	2	2	1	6	14	..	1	..	27
AGAINST PERSON nec.	1	..	1
ROBBERY	1	1	2	3	7
EXTORTION	1	1
BREAK & ENTER	..	1	..	7	15	18	5	46
FRAUD ETC.	1	1	3	4	3	12
RECEIVING	1	1	2
OTHER THEFT	..	1	7	4	6	4	1	23
PROPERTY DAMAGE	1	1	2
JUSTICE PROCEDURE	1	1
OFFENSIVE BHVR	..	1	1	2
OTHER GOOD ORDER	1	1
TRAFFICKING DRUGS	1	..	1	1	4	1	8
DRIVING OFFENCES	..	2	2	15	11	10	3	43
ADMIN'VE OFFENCES	2	1	1	4
OTHER OFFENCES	1	1
TOTAL	..	5	21	33	44	43	30	24	..	20	..	220

OFFENCE	PERIODIC DETENTION	UNDER 1 MONTH	1 & UNDER 3 MONTHS	3 & UNDER 6 MONTHS	6 & UNDER 12 MONTHS	1 & UNDER 2 YEARS	2 & UNDER 5 YEARS	5 & UNDER 10 YEARS	10 YEARS & OVER	LIFE, GOVERNOR'S PLEASURE	UNKNOWN	TOTAL
---------	-----------------------	------------------	--------------------------	--------------------------	---------------------------	-------------------------	-------------------------	--------------------------	--------------------	---------------------------------	---------	-------

NORTHERN TERRITORY

HOMICIDE	1	..	2	21	11	5	..	40
ASSAULT	..	1	2	8	10	11	22	1	55
SEX OFFENCES	1	1	16	5	3	1	..	27
AGAINST PERSON nec.	1	..	1	2
ROBBERY	3	3	5	11
BREAK & ENTER	1	3	14	24	10	5	57
FRAUD ETC.	2	4	2	1	9
RECEIVING	1	1	4	6
OTHER THEFT	1	6	2	5	1	15
PROPERTY DAMAGE	..	1	2	1	4
GOVT SECURITY	2	2
JUSTICE PROCEDURE	..	1	..	2	6	8	3	20
OTHER GOOD ORDER	2	1	1	4
POSSESS,USE DRUG	1	2	1	4
TRAFFICKING DRUGS	4	1	2	7
MANUFACTURE DRUGS	3	3	1	7
DRIVING OFFENCES	..	1	1	7	1	1	1	12
OTHER TRAFFIC OFFS.	1	1
OTHER	..	1	1	1	1	4
TOTAL	..	5	6	23	45	64	72	50	16	6	..	287

Table 30 - Number of Sentenced Prisoners by Most Serious Offence, Actual Expected Sentence and Jurisdiction

OFFENCE	PERIODIC DETENTION	UNDER 1 MONTH	1 & UNDER 3 MONTHS	3 & UNDER 6 MONTHS	6 & UNDER 12 MONTHS	1 & UNDER 2 YEARS	2 & UNDER 5 YEARS	5 & UNDER 10 YEARS	10 YEARS & OVER	LIFE, GOVERNOR'S PLEASURE	UNKNOWN	TOTAL
NEW SOUTH WALES												
HOMICIDE	16	1	6	11	50	33	6	238	..	366
ASSAULT	25	1	12	31	34	36	42	13	5	4	..	203
SEX OFFENCES	3	1	20	51	94	74	28	1	1	273
AGAINST PERSON nec.	1	1	1	2	7	14	4	1	..	31
ROBBERY	2	..	1	3	28	97	257	133	45	..	1	567
EXTORTION	1	1	5	1	1	9
BREAK & ENTER	21	1	8	52	105	148	130	32	8	1	4	510
FRAUD ETC.	11	1	6	23	25	29	29	9	1	134
RECEIVING	1	5	4	13	18	10	8	3	1	63
OTHER THEFT	30	12	22	58	67	67	46	11	4	..	2	319
PROPERTY DAMAGE	2	2	4	7	7	8	8	3	1	2	..	44
GOVT SECURITY	1	..	1	2
JUSTICE PROCEDURE	6	4	6	11	15	10	5	2	59
OFFENSIVE BHVR	1	4	5
UNLAWF POSS WEAPON	3	..	2	3	2	1	11
OTHER GOOD ORDER	1	1	..	4	1	1	2	10
POSSESS,USE DRUG	4	6	5	7	10	6	16	12	66
TRAFFICKING DRUGS	8	1	5	23	31	45	78	25	2	218
MANUFACTURE DRUGS	3	1	..	5	5	7	17	38
DRIVING OFFENCES	69	42	31	54	20	216
ADMIN'VE OFFENCES	43	19	22	28	2	114
OTHER OFFENCES	..	2	1	3
TOTAL	247	98	128	329	397	535	794	367	105	247	14	3261

VICTORIA

HOMICIDE	5	14	23	15	26	113	2	198
ASSAULT	..	6	12	21	26	22	25	5	1	..	4	122
SEX OFFENCES	..	1	1	4	16	19	60	41	6	..	1	149
AGAINST PERSON nec.	2	2	..	3	2	2	1	..	12
ROBBERY	2	..	14	28	124	81	11	1	4	265
EXTORTION	1	1	2
BREAK & ENTER	..	4	13	31	72	87	48	9	1	..	6	271
FRAUD ETC.	5	8	12	12	5	2	..	1	..	45
RECEIVING	..	3	4	6	3	4	1	1	22
OTHER THEFT	..	6	21	50	70	47	21	1	2	218
PROPERTY DAMAGE	1	3	6	6	5	1	..	1	1	24
GOVT SECURITY	1	1
JUSTICE PROCEDURE	..	1	7	1	3	3	2	1	18
PROSTITUTION	2	1	3	1	7
OFFENSIVE BHVR	..	2	3	2	7
UNLAWF POSS WEAPON	1	1	2	2	6
OTHER GOOD ORDER	..	1	3	3	..	2	2	11
POSSESS,USE DRUG	1	4	1	1	7	14
TRAFFICKING DRUGS	5	4	9	21	25	3	67
DRIVING OFFENCES	..	6	8	10	7	1	32
ADMIN'VE OFFENCES	..	9	21	18	5	3	56
OTHER OFFENCES	1	..	2	4	12	9	2	30
TOTAL	..	39	111	170	259	276	364	170	49	117	22	1577

OFFENCE	PERIODIC DETENTION	UNDER 1 MONTH	1 & UNDER 3 MONTHS	3 & UNDER 6 MONTHS	6 & UNDER 12 MONTHS	1 & UNDER 2 YEARS	2 & UNDER 5 YEARS	5 & UNDER 10 YEARS	10 YEARS & OVER	LIFE, GOVERNOR'S PLEASURE	UNKNOWN	TOTAL
QUEENSLAND												
HOMICIDE	3	..	9	9	6	17	24	8	..	101	..	184
SEX OFFENCES	2	7	6	9	68	81	22	5	..	200
AGAINST PERSON nec.	5	6	11
ROBBERY	3	3	5	12	53	49	8	133
EXTORTION	3	3
BREAK & ENTER	22	40	44	48	50	17	2	223
FRAUD ETC.	2	1	10	11	16	28	20	3	91
RECEIVING	2	3	1	3	5	1	15
OTHER THEFT	..	4	22	26	30	30	27	1	140
PROPERTY DAMAGE	1	1	5	4	1	2	13	3	30
GOVT SECURITY	1	2	1	4
JUSTICE PROCEDURE	..	2	1	2	3	2	1	11
OFFENSIVE BHVR	..	1	1
UNLAWF POSS WEAPON	..	1	5	..	2	8
OTHER GOOD ORDER	..	2	2	7	2	..	1	14
POSSESS,USE DRUG	1	..	8	6	3	2	6	1	27
TRAFFICKING DRUGS	1	..	7	9	9	7	25	11	69
MANUFACTURE DRUGS	2	2	2	1	6	2	15
DRIVING OFFENCES	35	2	38	36	20	4	5	2	142
ADMIN'VE OFFENCES	12	3	12	36	25	3	91
OTHER TRAFFIC OFFS.	7	7	4	1	1	20
OTHER OFFENCES	2	5	2	1	4	14
TOTAL	55	17	160	215	183	184	338	218	46	106	..	1522
SOUTH AUSTRALIA												
HOMICIDE	1	3	11	5	1	46	..	67
ASSAULT	..	5	12	11	13	9	4	4	58
SEX OFFENCES	1	1	5	15	39	25	2	3	..	91
AGAINST PERSON nec.	1	..	2	3	6
ROBBERY	5	10	51	11	77
BREAK & ENTER	..	1	8	23	53	41	13	139
FRAUD ETC.	3	3	7	9	3	25
RECEIVING	..	2	..	3	2	5	12
OTHER THEFT	..	4	6	15	20	5	1	51
PROPERTY DAMAGE	..	1	1	..	2	3	5	12
JUSTICE PROCEDURE	..	4	15	11	15	8	8	1	..	8	..	70
OFFENSIVE BHVR	..	4	1	5
UNLAWF POSS WEAPON	1	1
OTHER GOOD ORDER	..	3	2	..	1	2	8
POSSESS,USE DRUG	..	1	..	1	1	3	3	1	1	11
TRAFFICKING DRUGS	1	5	11	14	2	33
MANUFACTURE DRUGS	1	5	..	8	3	17
DRIVING OFFENCES	..	2	12	..	1	15
ADMIN'VE OFFENCES	..	2	3	2	7
OTHER TRAFFIC OFFS.	..	1	1
OTHER OFFENCES	..	1	1	2	..	4
TOTAL	..	31	66	77	132	134	158	49	4	59	..	710

OFFENCE	PERIODIC DETENTION	UNDER 1 MONTH	1 & UNDER 3 MONTHS	3 & UNDER 6 MONTHS	6 & UNDER 12 MONTHS	1 & UNDER 2 YEARS	2 & UNDER 5 YEARS	5 & UNDER 10 YEARS	10 YEARS & OVER	LIFE, GOVERNOR'S PLEASURE	UNKNOWN	TOTAL
WESTERN AUSTRALIA												
HOMICIDE	2	..	1	5	11	2	..	16	..	77
ASSAULT	..	4	14	20	19	13	7	1	..	2	..	80
SEX OFFENCES	1	3	6	12	45	22	1	8	..	98
AGAINST PERSON nec.	1	1	1	3	3	..	1	..	10
ROBBERY	12	23	47	12	1	1	..	96
EXTORTION	1	1
BREAK & ENTER	..	4	14	21	45	75	69	9	..	1	..	238
FRAUD ETC.	..	1	..	13	23	16	12	1	..	66
RECEIVING	..	3	10	4	6	6	..	1	30
OTHER THEFT	..	2	29	38	41	24	9	3	146
PROPERTY DAMAGE	..	2	2	3	1	1	..	9
GOVT SECURITY	1	1	3	1	..	6
JUSTICE PROCEDURE	6	8	18	29	20	6	..	9	..	96
OFFENSIVE BHVR	..	6	5	11
UNLAWF POSS WEAPON	2	1	2	5
OTHER GOOD ORDER	..	6	4	1	1	12
POSSESS,USE DRUG	..	2	..	2	5	2	1	12
TRAFFICKING DRUGS	10	21	18	14	11	74
MANUFACTURE DRUGS	..	1	1
DRIVING OFFENCES	..	17	15	14	17	1	64
ADMIN'VE OFFENCES	..	12	31	38	31	2	114
OTHER OFFENCES	2	2	..	2	1	..	7
TOTAL	..	60	133	177	249	232	246	72	2	82	..	1253

TASMANIA

HOMICIDE	2	4	4	..	18	..	28
ASSAULT	3	3	..	2	3	11
SEX OFFENCES	3	2	1	3	14	3	..	1	..	27
AGAINST PERSON nec.	1	..	1
ROBBERY	1	..	3	1	2	7
EXTORTION	1	1
BREAK & ENTER	..	1	5	13	13	11	3	46
FRAUD ETC.	..	1	2	..	6	1	2	12
RECEIVING	..	1	..	1	2
OTHER THEFT	..	4	6	6	4	3	23
PROPERTY DAMAGE	1	..	1	2
JUSTICE PROCEDURE	1	1
OFFENSIVE BHVR	..	1	1	2
OTHER GOOD ORDER	1	1
TRAFFICKING DRUGS	1	1	2	..	4	8
DRIVING OFFENCES	..	2	10	17	10	4	43
ADMIN'VE OFFENCES	..	1	1	2	4
OTHER OFFENCES	1	1
TOTAL	..	11	34	48	38	30	34	5	..	20	..	220

OFFENCE	PERIODIC DETENTION	UNDER 1 MONTH	1 & UNDER 3 MONTHS	3 & UNDER 6 MONTHS	6 & UNDER 12 MONTHS	1 & UNDER 2 YEARS	2 & UNDER 5 YEARS	5 & UNDER 10 YEARS	10 YEARS & OVER	LIFE, GOVERNOR'S PLEASURE	UNKNOWN	TOTAL
NORTHERN TERRITORY												
HOMICIDE	3	4	20	8	..	5	..	40
ASSAULT	..	3	7	11	18	13	3	55
SEX OFFENCES	1	3	5	4	12	1	..	1	..	27
AGAINST PERSON nec.	1	1	2
ROBBERY	1	7	3	11
BREAK & ENTER	5	14	19	13	6	57
FRAUD ETC.	1	3	1	3	1	9
RECEIVING	1	..	3	2	6
OTHER THEFT	1	6	3	2	3	15
PROPERTY DAMAGE	..	1	2	1	..	4
GOVT SECURITY	2	2
JUSTICE PROCEDURE	..	1	2	7	8	2	20
OTHER GOOD ORDER	3	..	1	4
POSSESS,USE DRUG	1	2	1	4
TRAFFICKING DRUGS	1	3	..	3	7
MANUFACTURE DRUGS	2	4	1	7
DRIVING OFFENCES	..	1	7	2	1	1	12
OTHER TRAFFIC OFFS.	1	1
OTHER OFFENCES	..	2	1	1	4
TOTAL	..	8	27	52	65	57	60	11	..	7	..	287

NATIONAL PRISON CENSUS - JUNE 1982

DATA COLLECTION FORM

PART I - GENERAL INFORMATION.

Please answer every question.

Sequence Number

A State/Territory

The state in which the prison establishment is located

Code: 1 - NSW 2 - VIC 3 - QLD 4 - SA 5 - WA 6 - TAS 7 - NT 8 - ACT

B Institution

See Part 1 of Coding Manual for code list.

C Unique Prisoner Identifier

A number (up to 7 digits), unique to each prisoner within the state, as employed for normal administration purposes.

D Sex of prisoner

Code: 1 - Male 2 - Female

E Date of Birth

The day, month and year of prisoner's birth

Notes: If the day or month of birth is unknown, code 99.
If the exact year is unknown use best estimate.

F Aboriginality

The racial origin group to which the person considers him/herself to belong

Code: 1 - Aboriginal and Torres Strait Islander 9 - Unknown/Not Stated
2 - Non Aboriginal or Torres Strait Islander

G State/Country of Birth

The prisoner's state or country of birth

Code: 01 - NSW	11 - New Zealand	31 - Timor	51 - USA
02 - VIC	12 - Papua New Guinea	32 - Other Asia	52 - Canada
03 - QLD	13 - Other Oceania	41 - UK and Ireland	53 - Other Americas
04 - SA	21 - Kampuchea	42 - Greece	61 - Africa (incl. Libya, Egypt)
05 - WA	22 - Vietnam	43 - Italy	62 - Middle East
06 - TAS	23 - Other Indo China	44 - Yugoslavia	99 - Unknown/Not Stated
07 - NT		45 - Other Europe (incl. USSR)	
08 - ACT			
09 - Australia unspecified			

See Part 2 of Coding Manual for full list of countries and their codes

H Location of Last Known Address

If last known address was within the reporting state then the LGA code should be used.

See Part 3 of Coding Manual for LGA code list. Otherwise code to state level only as follows:

901 - NSW	904 - SA	907 - NT	910 - No Fixed Abode
902 - VIC	905 - WA	908 - ACT	999 - Unknown/Not stated
903 - QLD	906 - TAS	909 - Overseas	

I Marital Status at Receipt

The actual (not necessarily legal) marital status of prisoners

Code: 1 - Never Married 3 - Separated (not divorced) 5 - Widowed
2 - Married (including defacto) 4 - Divorced 9 - Unknown/Not stated

J Prior Employment Status at Time of Arrest/Charge for Current Episode

Code: 1 - Employed (wage and salary earner or self-employed) 3 - Home duties 9 - Unknown/Not stated
2 - Unemployed - seeking work 4 - Student 5 - Other, e.g. pensioner

K Highest Level of Education

Code: 1 - Tertiary (degree, diploma) 4 - Completed secondary (certificate level) 7 - Part primary
2 - Technical & Trade (e.g. apprenticeship) 5 - Part secondary 8 - No formal schooling
3 - Post secondary undefined 6 - Completed primary only 9 - Unknown/Not stated

L Known Prior Adult Imprisonment

Is the prisoner known to have previously been imprisoned under sentence in a gazetted prison?
Prior sentence of periodic/weekend detention to be regarded as prior imprisonment.

Code: 1 - Yes 2 - No 9 - Unknown/Not stated

Questions M to W are overleaf:-

PART II - RECEPTION INFORMATION.
Please answer every question.

M Date of Receival

To be recorded for all prisoners, as day, month and year of first receival into a gazetted prison within that state, in respect of the current episode, whether or not the person was originally on remand or whether the remand period counted towards this sentence. Dates of receival into particular establishments on transfer from other prisons within that state are to be ignored.
Note: If breach of parole, code date of receival for original offence.

28	29	30	31	32	33
d	d	m	m	y	y

N Legal Status of Prisoner

The legal status of the prisoner at census date

- Code: 1 - Unconvicted: awaiting court hearing/trial, extradition
2 - Convicted but awaiting sentence
3 - Under sentence: awaiting determination of appeal (verdict or sentence)
4 - Under sentence: no appeal current
5 - Awaiting deportation
6 - Detained as unfit to plead, not guilty on grounds of insanity, etc.
9 - Unknown/Not stated

34

--

O Level of Court of Sentence or of Most Recent Remand in Custody

Note: i. Where an episode comprises orders/sentences of various levels of court, select the level of court appropriate to the Most Serious Offence/Charge.
ii. Appeal courts should be recorded only where such courts have altered the length of sentence appropriate to the Most Serious Offence/Charge.
iii. For prisoners not under sentence record the level at which most recently remanded in custody.

- Code: 1 - Supreme Court
2 - District/County Court
3 - Magistrates Court
4 - Children's Court
5 - Federal Court of Australia
6 - Other (e.g. administrative decision)
9 - Unknown/Not stated

35

--

P Most Serious Offence/Charge

See Part 4 of Coding Manual for codes and coding rules

36	37	38

PART III - SENTENCE INFORMATION.

To be completed for all prisoners with 'Legal Status' coded 3,4 or 6 ONLY.

Q Type of Sentence

- Code: Indeterminate
1 - Life
2 - Governor's/H.M. Pleasure
3 - Subject to ministerial/administrative decision
Indefinite
4 - Maximum term specified and minimum term or non-parole period set
Definite
5 - Fixed term, no minimum term or non-parole period set
6 - Fine default only
7 - Periodic/Weekend detention
9 - Unknown/Not stated

39

--

R Sentence Relating to Most Serious Offence

The total length of sentence imposed in respect of the most serious offence (any non-parole period specified, probable remissions etc. are to be ignored for this item). Periodic/weekend detainees should be counted as number of weekends.
Note: This relates to the most serious single count against the prisoner - not the total sentence for that type of offence.
Code 888888 88 for indeterminate sentences;
Code 999999 99 if the actual sentence is not known.

40	41	42	43	44	45	46	47
Years	Months	Days				Weekends	

S Total Number of Offences for which Currently Sentenced

The total number of offences (counts, not offence types) for which sentenced in current episode.

Code the actual number of offences, if known and less than 90.
Code 90 if actual number is 90 or more.
Code 99 if actual number is unknown.

48 49

--	--

T Aggregate Sentence

The longest period that the person may be detained under sentence in the current episode. Charges pending which are likely to extend the current episode should be ignored.
Code 888888 88 for indeterminate sentences;
Code 999999 99 if the actual sentence is not known.

50	51	52	53	54	55	56	57
Years	Months	Days				Weekends	

U Date Aggregate Sentence Commenced

Note: If breach of parole, code date of receival for original sentence.

58	59	60	61	62	63
d	d	m	m	y	y

V Earliest Date of Release

To be calculated in respect of the aggregate sentence, allowing for parole period or minimum term, and maximum expected remission. See Part 5 of Coding Manual for detailed method of calculation.
Code 888888 for indeterminate sentences.

64	65	66	67	68	69
d	d	m	m	y	y

W Breach of Parole

Relates to whether or not the person is in prison at census time for a breach of parole conditions, or conditions attached to other forms of conditional release. Breaches of probation are not to be counted.

- Code: 1 - Yes 2 - No 9 - Unknown/Not stated

70

--

Appendix 2 - Total Population at 30. 6. 1981. by Jurisdiction, Sex and Age

AGE-GROUP	NSW	VIC	QLD	S A	W A	TAS	N T	ACT	TOTAL
MALES									
15 YRS	43295	33962	20435	11723	11639	3657	1037	2038	127786
16 YRS	43607	35000	20593	11901	11674	3913	967	1966	129621
17 YRS	45703	35750	21181	12003	11763	3996	981	1932	133309
18 YRS	46539	36118	21624	12036	11885	4049	1037	2057	135345
19 YRS	47146	35587	21809	11745	11694	3986	1044	2087	135098
20-24 YRS	228709	172103	106636	58443	59220	18660	6725	9830	660326
25-29 YRS	215370	162027	98010	54341	58650	17382	7314	10318	623412
30-34 YRS	216986	160298	95721	53456	57742	16876	7074	11867	620020
35-39 YRS	178321	130928	78994	42113	45224	13524	5415	9087	503606
40-44 YRS	152140	112587	65634	35648	38536	11790	4030	7165	427530
45-49 YRS	135398	101091	56644	32911	32836	10187	2814	5451	377332
50-54 YRS	142499	106337	58075	36485	32325	10892	2487	4956	394056
55-59 YRS	134686	99063	55770	35192	28742	10331	1676	4306	369766
60-64 YRS	107600	76254	46623	28131	21599	8566	1089	2724	292586
65-69 YRS	91064	65568	39881	24419	19349	7526	705	1849	250361
TOTAL MALES AGED 15-69	1829063	1362673	807630	460547	452878	145335	44395	77633	5180154
FEMALES									
17 YRS	43287	33834	20903	11586	11350	4003	945	2028	127936
18 YRS	44316	34703	21033	11785	11606	3922	1007	2016	130388
19 YRS	45495	34860	21464	11959	11595	3991	1024	2025	132413
20-24 YRS	222291	169631	101409	57249	57159	18687	6365	10243	643034
25-29 YRS	210840	160305	92763	53376	56273	17078	6569	11052	608256
30-34 YRS	210814	160354	92121	52978	54546	16503	6154	11894	605364
35-39 YRS	172110	127758	75642	41988	42133	13231	4161	8968	485991
40-44 YRS	144799	107951	61475	35547	35987	11237	2922	6899	406817
45-49 YRS	128059	96502	53505	31799	30637	9896	2032	5057	357487
50-54 YRS	137916	102842	56220	35333	30216	10364	1634	4655	379180
55-59 YRS	136714	100288	54808	35555	27609	10525	1176	4183	370858
60-64 YRS	119519	84375	50170	30868	23253	9416	864	2897	321362
65-69 YRS	105151	76063	43788	27390	21876	8353	585	2210	285416
TOTAL FEMALES AGED 15-69	1721311	1289466	745301	437413	414240	137206	35438	74127	4854502
PERSONS									
17 YRS	88990	69584	40284	23589	23113	10999	1926	3960	261245
18 YRS	90855	70821	42657	23821	23491	7971	2044	4073	265733
19 YRS	92641	70447	43273	23704	23244	7977	2068	4112	267511
20-24 YRS	451000	341734	208045	115692	116379	37347	13090	20073	1303360
25-29 YRS	426210	322332	190773	107717	114923	34460	13883	21376	1231668
30-34 YRS	427800	320652	187842	106434	112288	33379	13228	23761	1225384
35-39 YRS	350431	258686	154636	84101	87357	26755	9576	18055	989597
40-44 YRS	296939	220538	127109	71195	74523	23027	6962	14064	834347
45-49 YRS	263457	197593	110149	64710	63473	20083	4846	10508	734819
50-54 YRS	280415	209179	114295	71818	62541	21256	4121	9611	773236
55-59 YRS	271400	199351	110578	70747	39267	20856	2852	8489	740624
60-64 YRS	227119	160629	96793	58999	44752	17982	1953	5621	613948
65-69 YRS	196215	141631	83669	51809	41225	15879	1290	4059	535777
TOTAL PERSONS AGED 17-69	3463472	2583177	1511903	874336	843805	274971	77829	147756	9777249

