


AUSTRALIAN COMMUNITY- BASED CORRECTIONS 1985-86

RESULTS OF THE
**FIRST NATIONAL CENSUS OF
COMMUNITY-BASED CORRECTIONS**

JOHN WALKER and DAVID BILES



AUSTRALIAN INSTITUTE OF CRIMINOLOGY



AUSTRALIAN COMMUNITY-BASED CORRECTIONS
1985-86

Results of the First National Census of Community-Based Corrections

John Walker and David Biles

Australian Institute of Criminology

Published and Printed by the Australian Institute
of Criminology, 10-18 Colbee Court, Phillip, A.C.T.,
Australia, 2606.

© Australian Institute of Criminology - December 1986

ISSN 0818-6618

LIST OF CONTENTS

FOREWORD	vii
EXPLANATORY NOTES	1
ACCESS TO ADDITIONAL TABLES	13
STATISTICAL TABLES	
Table 1. Number of Persons serving orders, by Jurisdiction, Sex and Type of Order.	15
Table 1A. Percentages of Persons serving orders, by Jurisdiction, Sex and Type of Order.	16
Table 1B. Ratios of Persons serving orders, per 100,000 persons aged 17-69, by Jurisdiction, Sex and Type of Order.	18
Table 2. Number of Persons serving orders, by Jurisdiction, Sex and Age.	20
Table 2A. Percentages of Persons serving orders, by Jurisdiction, Sex and Age.	21
Table 2B. Ratios of Persons serving orders, per 100,000 relevant population, by Jurisdiction, Sex and Age.	22
Table 3. Number of Persons serving orders, by Jurisdiction, Sex and Most Serious Offence for which currently serving an order.	23
Table 3A. Percentage of Persons serving orders, by Jurisdiction and Most Serious Offence for which currently serving an order.	25
Table 3B. Ratios of Persons serving orders, per 100,000 persons aged 17-69, by Jurisdiction and Most Serious Offence for which currently serving an order	25
Table 4. Number of Persons serving orders, by Jurisdiction and State or Territory of Sentence.	26
Table 5. Number of Persons serving orders, by Jurisdiction and Aboriginality.	26
Table 6. Number of Persons serving orders, by Jurisdiction and State or Country of Birth.	27
Table 7. Number of Persons serving orders, by Jurisdiction and Location of Address at Census date.	28
Table 8. Number of Persons serving orders, by Jurisdiction and Marital Status at Census date.	29
Table 9. Number of Persons serving orders, by Jurisdiction and Employment Status at Census date.	29
Table 10. Number of Persons serving orders, by Jurisdiction and Highest Level of Education Attained.	29

Table 11.	Number of Persons serving orders, by Jurisdiction and Known Prior Adult Correctional Experience.	30
Table 12.	Number of Persons serving orders, by Jurisdiction and Known Federal Offender Status.	30
Table 13.	Number of Persons serving orders, by Jurisdiction and Level of Court Originating Order(s).	30
Table 14.	Number of Persons serving orders, by Jurisdiction and Aggregate Time between Commencement of current orders and Expected Completion Date.	31
Table 15.	Number of Persons serving orders, by Jurisdiction and Time Already Served since Commencement of current orders.	31
Table 16.	Number of Persons serving orders, by Jurisdiction and Time Remaining to Serve on current orders.	32
Table 17.	Number of Persons serving orders, by Jurisdiction and Special Conditions attached to current orders.	32
Table 18.	Number of Persons serving Pre-Sentence Supervision Orders, by Jurisdiction and Duration of Orders.	33
Table 19.	Number of Persons serving Fine Option Orders, by Jurisdiction and Duration of Orders.	33
Table 20.	Number of Persons serving Probation/Supervised Recognisances, by Jurisdiction and Duration of Orders.	33
Table 21.	Number of Persons serving Community Service Orders, by Jurisdiction and Duration of Orders.	34
Table 22.	Number of Persons serving Attendance Centre Orders, by Jurisdiction and Duration of Orders.	34
Table 23.	Number of Persons serving Supervised Suspended (Prison) Sentences, by Jurisdiction and Duration of Orders.	34
Table 24.	Number of Persons serving After-Care Probation/Partially Suspended (Prison) Sentences, by Jurisdiction and Duration of Orders.	35
Table 25.	Number of Persons serving Pre-Release Orders, by Jurisdiction and Duration of Orders.	35
Table 26.	Number of Persons on Parole/Licence, by Jurisdiction and Duration of Orders.	35
Table 27.	Number of Persons serving Pre-Sentence Supervision Orders, by Jurisdiction and Required Reporting Frequency.	36
Table 28.	Number of Persons serving Fine Option Orders, by Jurisdiction and Required Reporting Frequency.	36
Table 29.	Number of Persons serving Probation/Supervised Recognisances, by Jurisdiction and Required Reporting Frequency.	36
Table 30.	Number of Persons serving Community Service/Work Orders, by Jurisdiction and Required Reporting Frequency.	36
Table 31.	Number of Persons serving Supervised Suspended (Prison) Sentences, by Jurisdiction and Required Reporting Frequency.	37


Table 32	Number of Persons serving After-Care Probation/Partially Suspended Prison Sentences, by Jurisdiction and Required Reporting Frequency.	37
Table 33	Number of Persons serving Pre-Release Orders, by Jurisdiction and Required Reporting Frequency.	37
Table 34	Number of Persons on Parole/Licence, by Jurisdiction and Required Reporting Frequency.	37
Table 35	Number of Persons serving orders, by Type of order, Age and Jurisdiction.	38
Table 36	Number of Persons serving Orders, by Type of Order, Aboriginality and Jurisdiction.	43

LIST OF FIGURES

Figure 1	Draft Australian National Classification of Offences.	9
Figure 2	The Use of Community-Based Corrections, by Jurisdiction.	17
Figure 3	Rates of Usage of the Three Common Forms of Community-Based Corrections - per 100,000 population aged 17-69 by Jurisdiction.	19

APPENDICES

Appendix 1.	- Data Collection Form	45
Appendix 2.	- Population Aged 17-69, as at 30.6.1984, by Jurisdiction, Sex and Age	47



FOREWORD

This is the report of the first ever National Census of Community Based Corrections in Australia. The Census was conducted on 30 June 1985 in all states and territories, except in Victoria, where 30 September 1985 was preferred because of difficulties in computerising the client records system, and Tasmania, where 30 June 1986 was selected for similar reasons. The Census covered all adult persons serving non-custodial court orders on the census date, including post-prison orders such as parole and early-release schemes, as well as orders not involving terms of imprisonment, such as probation and community service orders. A full definition of the coverage of the Census is given in the Explanatory Notes.


The Census was based on a standard data-collection form (see Appendix 1) which was designed by the members of the National Correctional Statistics Committee, a body which is accountable to the Annual Conference of Correctional Ministers for this and a number of other projects, including the annual National Prison Censuses. Membership of this committee varies from time to time. In addition to the authors of this report, the key personnel nominated by the correctional administrators have been:

Lester Vincent and Don Porritt (New South Wales)
 Monika Henderson, Lynne Wilkinson and Lynn Alexander (Victoria)
 Ian Stewart (Queensland)
 Carol Roe (Western Australia)
 Laurie Farr, Frank Morgan and Leanne Weber (South Australia)
 Geoffrey Storr and Lloyd Warr (Tasmania)
 Allan Van Zyl (Northern Territory)
 Paul Konings (Australian Capital Territory)

We are also grateful for the generous assistance of the Australian Bureau of Statistics, and in particular Clarrie Pickerd, their representative on the Committee.

This Report has taken an enormous amount of work to compile, and has actually taken over a year between the actual date of Census and the date of publication. Several states used the Census as a vehicle for completely overhauling their client records systems, and discovered in the process many recording errors and inconsistencies. Although these inevitably took time to rectify, a by-product of the exercise has therefore been a significant improvement of the quality of their information. Experience from the National Prison Census suggests that the comparisons this report will enable administrators to make, between various order-types or between their own jurisdiction's policies and others, will greatly improve the quality of policy advice available to them. It is intended that the next Census of Community Based Corrections will take place in 1987 and that, after evaluation, future censuses may take place every other year.

JOHN WALKER & DAVID BILES
 October 1986



NATIONAL CENSUS OF COMMUNITY BASED CORRECTIONS 1985-86

EXPLANATORY NOTES

The information collected in this census is of two basic types:

- i. General information on the demographic and social characteristics of all adult persons serving community based orders,
- ii. Information on the nature of the offence(s) for which the person is serving orders, and the type and severity of the order(s) currently being served.

The design of the basic data collection form (see Appendix 1) reflects these areas. The selection and formulation of the items on the data-collection form was largely determined by the potential value of the information, but was to some degree affected by the ability of some jurisdictions to obtain the information, and the difficulty involved in achieving compatibility between responses. The results have been tabulated in such a way as to maximise, wherever possible, compatibility with other sources of data - in particular the annual National Prison Census reports published by this Institute, the five-yearly censuses of population and housing conducted by the Australian Bureau of Statistics, the various publications on crime and justice issues from the state offices of the ABS, and those of the Corrections Departments themselves.

Most of the variables presented in this report are self explanatory. However, as with any collection of statistics covering a range of jurisdictions there have been problems of definition, where data from one jurisdiction cannot be directly equated with the equivalent item from another jurisdiction, either because of different legislation, or different administrative recording practices. While efforts have been made to attain maximum comparability between jurisdictions, some differences remain. These differences, together with some points of definition are outlined below.

Where statistics have been rounded, such as in the presentation of percentage totals, any discrepancies between sums of the component items and totals are due to rounding. Additional care is required, however, where percentage columns may add to more than one hundred, due to the double counting of persons serving more than one order type.

Note also the convention used in percentage and ratio tables, where 0.0 is printed in cases where the actual percentage or ratio is less than 0.1 but is not exactly zero. In all tables a dash (-) indicates that the number, percentage or ratio of persons in the category indicated was exactly zero.

1. Date and Coverage of the Census

The Census covered all persons who, on 30 September 1985 in Victoria, 30 June 1986 in Tasmania, and 30 June 1985 in all other states and territories, were serving any of the following community-based orders:

Orders Not Including Imprisonment:

Probation/Supervised Recognisance

Attendance Centre Order

Community Service/Work Order

Fine Option Order

Supervised suspended (prison) sentence

Pre-sentence Supervision Orders (e.g. Bail)

Post-Prison Orders:

Parole/Licence

After-care Probation/Partially suspended sentence

Pre-release Order

2. Sources of Information

Most of the information for this census was obtained from existing records, which in some jurisdictions were computerised. Information not on record was, where feasible, collected specifically for the census by individual interview.

Where reliable information was not available, for example demographic or sentence details for persons recently sentenced to orders, it has been recorded as not known. In several jurisdictions, modified data collection forms were used, and staff were asked to 'write in' answers in complex areas such as the determination of most serious offences and earliest date of completion; their answers were then coded into the standard form by head office personnel, thereby ensuring a high level of reliability in these areas.

3. Jurisdiction of Supervision and Jurisdiction of Original Sentence

All persons included in this census are recorded according to the jurisdiction in which they are being supervised regardless of the jurisdiction that imposed the initial sentence.

The jurisdiction imposing the original order was entered on the data-collection form, however, and the responses are tabulated against the jurisdiction of supervision giving an estimate of the numbers of persons supervised interstate. (See Table 4.)

4. Age of Offender

The date of birth of the prisoner was used to calculate the person's age at census date. The tabulations of this variable therefore show the age-structure of the client populations as at 30 June 1985, except in Victoria where it is as at 30 September 1985 and Tasmania as at 30 June 1986. The age at which persons normally become liable to the various orders varies from state to state and from order to order. For the purposes of rate calculations, the 30 June 1984 population figures, as supplied by the Australian Bureau of Statistics (and shown as Appendix 2) were used in all cases including those jurisdictions which conducted the census on other than 30 June 1985.

5. Aboriginality

Where the information was obtained by interview the offenders were asked to state the racial origin group to which they considered themselves to belong. Information obtained from records was recorded 'as stated' in those records. The method of determining Aboriginality for client record purposes may not necessarily be consistent between, or even within, jurisdictions. The data for Queensland offenders were not made available for publication in this report, and the information was not collected in New South Wales.

6. State/Country of Birth

Persons born in Australia were coded to their native state, if known. Those born overseas were coded to countries as currently defined - not necessarily as they were when the person was born (e.g. persons stating Croatia would be coded Yugoslavia). No data were available for New South Wales.

7. Location of Current Address

Persons under supervision would generally live in the jurisdiction in which they are supervised. At the census date, however, some were temporarily interstate and maintaining telephone or written contact with a supervising officer. Some persons living close to state borders may also be supervised interstate.

Addresses were initially coded to Local Government Area or Postcode level within the reporting state, or to State level if within another Australian state. Separate categories were used

for persons whose addresses were outside Australia, persons known to have no fixed address, and those whose address was not stated. Addresses within the reporting state were aggregated to Statistical Division level for tabulation in this report. For definitions of the boundaries of Statistical Divisions refer to the ABS publication '1981 Census of Population and Housing - Geographic Code List' (Catalogue Number 2141.0).

In New South Wales, the data refer to the location of the corrections officer(s) to whom the offender reports: this is not expected to introduce many errors, however, particularly at the published level of aggregation.

8. Current Marital Status

The actual, not necessarily legal, marital status was recorded, with defacto included in the married category. No data were available for New South Wales.

9. Current Employment Status

The 'employed' category includes those self-employed; pensioners are included in 'other'. No data were available for New South Wales.

10. Highest Level of Education Attained

In all jurisdictions this item is coded 'as recorded'. No data were available for New South Wales.

11. Known Prior Adult Correctional Experience

This item relates only to adult supervised orders including prison terms under sentence. Other court imposed penalties such as fines are not included. No data were available for New South Wales. In Victoria, the data may include terms on remand and not under sentence. This was due to the changeover from a manual system to a computer. Future censuses should not contain these errors.

12. Orders Currently Applying

The legislative basis for community based corrections differs from jurisdiction to jurisdiction. The types of orders available in each jurisdiction are described below. Note, however, that interstate transfers may result in some persons serving orders which are not normally available in the jurisdiction in which they are now being supervised.

Three types of order are available in all jurisdictions: Probation (occasionally known as a Supervised Recognisance), Community Service/Work Orders, and Parole (which, in the case of persons released from life imprisonment sentences, is called

release on Licence). A working definition of these three order types is as follows, but one should bear in mind that slight differences do exist between jurisdictions:

Probation/Supervised Recognisance:

When a person is convicted in any court for an offence for which imprisonment may be imposed, the court may make a Probation Order. Adult offenders can be released on probation by courts for a fixed period, during which time they receive supervision and a range of guidance, support and referral services from stipendiary and honorary staff.

Community Service

Community Service Orders provide a sentencing alternative to imprisonment whereby the courts can direct offenders to make generalised restitution by performing a set number of hours of community service work.

Parole/Licence

Parole allows a prisoner to be released from prison at the discretion of a Parole Board to serve a parole period in the community. The 'parole period' is the difference between the minimum and maximum sentence as determined by the sentencing court. Persons serving indeterminate prison sentences (e.g. Life, Governor's Pleasure) are released 'On Licence' in some jurisdictions.

The orders applicable in the eight jurisdictions are as follows:

NEW SOUTH WALES

Pre-sentence Supervision Orders - are court-based orders including Pre-Sentence, Long Remand and Bail Assessment Orders. They apply to persons convicted but awaiting sentence. In this first census, it is quite likely that some Orders of this type could have been incorrectly included in the 'Probation/Supervised Recognisance' category.

The purpose of such Orders is to assess the offender's performance under community-based supervision before a penalty is imposed. As they are of short duration (usually less than twelve months) the turnover is quite high, and the low census total for this type of Order probably greatly understates the extent of its usage by the courts.

Probation - as described above.

Community Service Orders - as described above. Note, however, that whilst the N.S.W. Community Service Order Act limits the maximum hours of community service work ordered to 300, in two instances the hours ordered exceeded 300. In both of these cases,

the Order was a Recognizance under Section 20 of the Commonwealth Crimes Act, with an additional clause requiring community service work to be done. In both cases, the hours ordered exceeded 300, and quite legitimately.

After-care Probation Orders - are split sentences handed down by courts in the form of a prison sentence with a specified 'non-probation' term (which may in some circumstances be 'nil') after which the prisoner is released to probation. However, where the court specified a non-probation period of 'nil', the penalty is treated as a Probation/Supervised Recognizance because imprisonment did not precede the probation supervision.

Parole/Licence - as described above.

VICTORIA

Probation - as described above. The period set may be between one and five years.

Community Service Orders - as described above. Between 20 and 360 hours may be set. All persons other than those convicted of treason or murder are eligible, even where a period of imprisonment is mandatory or in default of payment of fines.

Attendance Centre Orders - provide the courts with a non-custodial sentencing option to impose a period of imprisonment to be served in the community. The Attendance Centre Order combines restitution in the form of community work with a requirement for regular attendance at an Attendance Centre for the purpose of personal development activities. The minimum length of an Attendance Centre Order is one month, the maximum twelve months.

Pre-Release Orders - Pre-release is sequenced between time spent in custody and release on parole for prisoners serving maximum/minimum sentences, and between time spent in custody and final discharge for those prisoners serving straight sentences. Prisoners must be serving a prison sentence of not less than twelve months and must serve at least three months but no more than twelve months on the program. Moreover, the period of Pre-release Permit must not exceed one-third of the total sentence.

Parole - as described above.

QUEENSLAND

Fine Option Orders - Courts may offer the alternative of Community Service instead of a fine. The hours specified must be completed within twelve months of commencement of the order.

Probation - as described above.

Community Service Orders - as described above.

Prison/Probation Orders - equivalent to New South Wales After-care Probation (see above).

Parole - as described above.

WESTERN AUSTRALIA

Probation - as described above. The period set may be between six months and five years.

Community Service Orders - as described above.

Parole - as described above.

SOUTH AUSTRALIA

Supervised Bail - this form of Pre-sentence supervision commenced under amendments to the Bail Act from May 1985, shortly before the Census.

Probation - as described above.

Community Service Orders - as described above.

Supervised Suspended (Prison) Sentence - is an order under the Offenders Probation Act, Section 4.

After-care Probation - as described above - may result from sentences under the Criminal Law Consolidation Act, the Justices Act or the (Federal) Crimes act.

Parole/Licence - as described above.

TASMANIA

Probation - as described above - imposed under the Probation of Offenders Act 1973, which allows for Probation to be imposed, upon conviction only, as a conditional discharge or as an additional penalty to a fine, Community Service Order or a prison sentence (24.6% of the orders shown were imposed with a prison sentence).

Community Service Orders - as described above - imposed under the Probation of Offenders Act 1973. A maximum aggregate limit of 240 hours applies. CSO's may be imposed for failure to pay fines. They may also be imposed as a penalty in their own right and not necessarily in lieu of prison.

Supervised Suspended Sentence - Suspended sentences are imposed (wholly or partially) under the Tasmanian Criminal Code in the Supreme Court or the Justices Act 1959 in the Petty Sessions. Tasmanian records do not currently differentiate between wholly or

partially suspended orders, however, approximately 26.2% of the orders listed in Tasmanian Suspended Sentences are partially suspended.

Parole/Licence - as described above. Under the terms of the Parole Act 1975, prisoners are currently eligible for release after six months or one-third of the sentence, whichever is greater. (The six months minimum term applies regardless of the balance of a sentence. This is currently under review.)

NORTHERN TERRITORY

Probation - Imposed pursuant to the Criminal Law (Conditional Release of Offenders) Act - either as condition of recognizance, i.e. a Good Behaviour Bond, or as a condition of recognizance following the imposition of a term of imprisonment, of which all or part of that term is suspended.

Community Service Orders - Instead of sentencing an offender, a court may, pursuant to the Criminal Law (Conditional Release of Offenders) Act, impose a Community Service Order, with the offender's consent, of up to 240 hours.

Supervised Suspended (Prison) Sentence - equivalent to South Australian and Tasmanian schemes.

After-care Probation - equivalent to New South Wales scheme.

Parole/Licence - Where a term of imprisonment is imposed the sentencing authority is obliged, pursuant to the Parole of Prisoners Act, to set a minimum term, or non-parole period.

AUSTRALIAN CAPITAL TERRITORY

Probation - as described above.

Supervised Suspended (Prison) Sentence - equivalent to South Australian and Tasmanian schemes.

After-care Probation - equivalent to New South Wales scheme.

Parole/Licence - as described above.

13. Most Serious Offence

Offences were classified according to the Draft Australian National Classification of Offences (DANCO - see Figure 1), or some locally applicable variant of it, at the three-digit code level. This enabled subsequent re-coding where necessary to achieve a standard classification at the two-digit level for publication. Where a person is serving orders for more than one offence type it frequently presented problems in the determination of the most serious offence. Different raw information systems presented different problems too, but the basic rule was to select

FIGURE 1. DRAFT AUSTRALIAN NATIONAL CLASSIFICATION OF OFFENCES.

Offences Against The Person

- 110 HOMICIDE
 - 111 Murder
 - 112 Attempted Murder
 - 113 Conspiracy to murder
 - 114 Manslaughter (excluding by driving)
 - 115 Driving causing death
- 120 ASSAULTS (EXCLUDING SEXUAL ASSAULTS)
 - 121 Assault occasioning grievous bodily harm
 - 122 Assault occasioning actual bodily harm
 - 123 Aggravated assault
 - 124 Other assault
- 130 SEXUAL ASSAULTS AND OFFENCES
 - 131 Rape
 - 132 Carnal knowledge
 - 133 Incest
 - 134 Indecent assault
 - 135 Other sexual offences
- 140 OTHER OFFENCES AGAINST THE PERSON
 - 141 Kidnapping and abduction
 - 142 Illtreatment of children
 - 143 Other offences against the person (including acts endangering life) not elsewhere classified

Robbery and Extortion

- 210 ROBBERY
 - 211 Armed robbery
 - 212 Other robbery
- 220 EXTORTION
 - 221 Extortion

Breaking and Entering, Fraud, and Other Offences Involving Theft

- 310 BREAKING AND ENTERING
 - 311 Breaking and entering — dwellings
 - 312 Breaking and entering — shops
 - 313 Breaking and entering — other buildings
- 320 FRAUD AND MISAPPROPRIATION
 - 321 Fraud, forgery and false pretences
 - 322 Misappropriation
- 330 RECEIVING AND UNLAWFUL POSSESSION OF STOLEN GOODS
 - 331 Receiving
 - 332 Unlawful possession of stolen goods
- 340 OTHER THEFT
 - 341 Motor vehicle theft
 - 342 Stealing from the person
 - 343 Shoplifting
 - 344 Other theft

Property Damage and Environmental Offences

- 410 PROPERTY DAMAGE
 - 411 Arson (person not therein)
 - 412 Other property damage
- 420 ENVIRONMENTAL OFFENCES
 - 421 Pollution
 - 422 Other environmental offences

Offences Against Good Order

- 510 OFFENCES AGAINST GOVERNMENT SECURITY AND OPERATIONS
 - 511 Offences against government security and operations
- 520 OFFENCES AGAINST JUSTICE PROCEDURES
 - 521 Breach of maintenance order
 - 522 Offences against enforcement of order
- 530 PROSTITUTION AND RELATED OFFENCES
 - 531 Prostitution and related offences
- 540 OFFENSIVE BEHAVIOUR OFFENCES
 - 541 Offences involving drunkenness
 - 542 Other offensive behaviour
- 550 UNLAWFUL POSSESSION OF WEAPONS
 - 551 Unlawful possession of weapons
- 560 OTHER OFFENCES AGAINST GOOD ORDER
 - 561 Liquor and licensing offences
 - 562 Betting and gaming offences
 - 563 Trespassing and vagrancy
 - 564 Consorting
 - 565 Other offences against good order

Drug Offences

- 610 POSSESSION/USE OF DRUGS
 - 611 Possession/use of narcotics
 - 612 Possession/use of cannabis/marijuana
 - 613 Possession/use of other drugs
- 620 DEALING AND TRAFFICKING IN DRUGS
 - 621 Dealing and trafficking in drugs
- 630 MANUFACTURING, GROWING AND OTHER DRUG OFFENCES
 - 631 Manufacturing/growing drugs
 - 632 Other drug offences

Motor Vehicle, Traffic and Related Offences

- 710 OFFENCES INVOLVING THE DRIVING OF A VEHICLE
 - 711 Driving under the influence of alcohol or drugs
 - 712 Dangerous, reckless, negligent driving (excluding driving causing death or bodily harm)
 - 713 Other offences involving the driving of a vehicle
- 720 ADMINISTRATIVE OFFENCES
 - 721 Licence offences
 - 722 Registration/insurance offences
 - 723 Roadworthiness and other administrative offences
- 730 OTHER MOTOR VEHICLE, TRAFFIC AND RELATED OFFENCES
 - 731 Other motor vehicle, traffic and related offences

Other Offences

- 811 Other offences

the offence with longest duration of order, or the lowest DANCO code, from the offences incurring the most serious order type. Because of differing perceptions as to the seriousness of an order type, this rule had to be interpreted flexibly. The variants were as follows:

New South Wales: 'Most Serious Offence' was determined by computer, using the following logical steps:

- (i) Where an offender had several current orders of different census category, the offence(s) pertaining to the 'Most Severe Order' category was/were preferred. The ranking of these order categories was as follows, with the 'Most Severe Order' first -
 - 1. Parole/Licence
 - 2. After-Care Probation (where preceded by a period in gaol.)
 - 3. Community Service Order
 - 4. Probation/Supervised Recognisance
 - 5. Pre-Sentence Supervision Order
- (ii) The offences with the lowest DANCO code pertaining to the 'Most Severe Order' were then selected.
- (iii) If there were several offences of similar grouping and more than one court hearing involved, the offence (within the selected order category) linked to the highest court was selected as the most serious.

Victoria: Each order type was allocated its own most serious offence; the lowest DANCO code was selected as the most serious offence for each order type. From these offences, the offence relating to the most severe order type was selected, according to the following hierarchy of orders (high to low): Pre-release, Parole, Attendance Centre, CSO, Probation.

Queensland: Longest Duration used irrespective of DANCO except where duration equal. Hierarchy of orders is: Post-Prison Orders take precedence over orders not including imprisonment.

Western Australia: As Queensland.

South Australia: As Queensland.

Tasmania: As Queensland.

Northern Territory: As Queensland

Australian Capital Territory: As Queensland.

14. Known Federal Offence

Federal Offences are offences against Commonwealth Legislation. They are most commonly offences related to prohibited importations such as illegal drugs, offences involving

fraud or forgery, and offences against Commonwealth property or involving injury to Commonwealth officers. Persons sentenced for such offences are generally supervised in the state or territory of the sentencing court. Victoria was unable to provide data on this point.

It was generally felt that many of the Federal offences were not identified as such, particularly for this first census, e.g. an offence of Breaking, Entering and Stealing becomes a Federal offence if the subject property entered, or the goods stolen, belonged to a Federal Government agency. This is not necessarily known or identified at the time an order is recorded.

15. Level of Court Originating Order(s)

The rules adopted for coding the Level of Court were:

1. Where an episode comprises orders/sentences of various levels of court, select the level of court appropriate to the most serious offence, not necessarily the highest level of court.
11. Appeal Courts should be recorded only where courts have altered the length or type of sentence appropriate to the most serious offence.

No data were available for Victoria. In South Australia, orders resulting from decisions of the Parole Board were coded as 'Other'.

16. Aggregate Duration of Orders

This item is the longest period that the person may be under court-imposed supervision in the current episode. Charges pending which are likely to extend the current episode are ignored. Time served prior to any breach of order is included in all jurisdictions. The duration is calculated from the earliest commencement date, of the orders currently applying, to the expected completion date of the aggregation of orders. For orders normally measured in hours (e.g. CSO/Work or Fine Option Orders) the Aggregate Duration is the time allowed for completion of the order, which is generally specified up to twelve months.

17. Time Already Served

This is calculated from the earliest commencement date of the orders applying at census date, to the actual date of the census in the jurisdiction of supervision. For orders normally measured in hours (e.g. CSO/Work or Fine Option Orders) the calculation is the same as for other orders.

18. Time Remaining to Serve

This is calculated from the census date in the jurisdiction of supervision to the expected completion date of the aggregation of orders currently being served. For orders normally measured in hours (e.g. CSO/Work or Fine Option Orders) the expected completion date is the date by which the total hours must be completed.

19. Special Conditions Attached to Orders

Courts in all jurisdictions are able to attach special conditions to an order, the breaching of which may result in further court proceedings and possibly a varying of the original sentence. Most of these are clearly distinguishable from the basic order itself. It should, however, be particularly noted that forms of community service can be imposed as a special condition, in some jurisdictions, quite separately from the specific order known as the Community Service (or Work) Order. Not all special conditions listed in the tables are available in all states.

20. Duration of order

This item relates to the total duration imposed on an offender for each type of order, irrespective of whether this is comprised of one, or more than one, order of that type. Orders normally measured in hours are tabulated in hours. Some apparent anomalies arise in the tables, where persons appear to be serving orders with durations shorter or longer than those allowed by law in the state in which they are supervised. Such persons are in all cases serving orders imposed in another jurisdiction.

21. Frequency of Reporting

This is the required frequency, not necessarily the actual frequency of reporting. For example, a person may visit his or her parole officer more frequently than required:- this is not reflected in the data. Also, the same officer may be nominated as supervising a person for several different types of order (e.g. parole and probation) and the same reporting dates may suffice for each order being served. Thus the aggregated frequency data may not accurately measure the actual workload of departmental staff.

22. Comparison with other Statistics


It is important to realise that these statistics relate to distinct points in time, that is, the dates on which the census took place in the various states and territories. They are thus 'stock' statistics, not 'flow' statistics, and do not measure the numbers of persons placed under supervision orders during the year.

ACCESS TO ADDITIONAL TABULATIONS

The Ministers have determined that, because of the confidential nature of some of the information contained in the data files, requests for access to data or for the production of additional cross-tabulations, beyond those published in this report, will only be acceded to under the following conditions:

1. The only persons who will have access to individual records will be officials of the contributing government departments (who will only have access to their own data) and appropriate staff of the Australian Institute of Criminology and Australian Bureau of Statistics (who will not release individual records under any circumstances).
2. Each State and Territory is free to publish its own data in any form at any time at the discretion of the relevant minister.
3. Where necessary, the Australian Institute of Criminology will provide aggregate cross-tabulations of State and Territory data as requested by State and Territory authorities, such data pertaining only to that State or Territory.
4. All requests for additional data, except as provided for in 3. above, will be submitted to the Correctional Administrators Conference for approval. In no circumstances will the confidentiality of individual records be breached, and copies of additional computer outputs resulting from such requests will be forwarded to the relevant State or Territory authorities.

Non-governmental researchers wishing to gain access to additional tabulations should therefore initially contact correctional administrator(s) in the jurisdiction(s) concerned or, if national aggregate data is required, the Director, Australian Institute of Criminology, for submission to the Correctional Administrators' Conference.



NATIONAL CENSUS OF COMMUNITY-BASED CORRECTIONS 1985-86

TABLE 1. NUMBER OF PERSONS SERVING ORDERS, BY JURISDICTION, SEX AND TYPE OF ORDER

ORDER TYPE	N.S.W.	VIC.	QLD.	W.A.	S.A.	TAS.	N.T.	A.C.T.	AUSTRALIA
MALES									
ORDERS NOT INCLUDING IMPRISONMENT									
Pre Sentence Supervision	46	-	1	-	1	-	-	2	50
Fine Option Order	-	-	608	-	-	-	-	-	608
Probation/Supervised Recognisance	7374	2480	3473	1579	514	972	196	122	16710
Community Service/Work Order	1493	330	864	672	207	318	49	-	3933
Attendance Centre Order	-	441	-	-	-	-	-	-	441
Supervised Suspended Prison Sentence	-	-	-	-	1000	334	115	19	1467
POST-PRISON ORDERS									
After-care Probation	500	-	541	-	72	-	80	6	1199
Pre-Release Order	-	197	-	-	-	-	-	-	197
Parole/Licence	1666	784	373	666	404	51	62	49	4055
TOTAL*	11079	4232	5860	2917	2198	1675	502	198	28661
MALES SERVING ORDERS									
NOT INC. PRISON	8266	3178	4490	1864	1642	1765	253	143	21201
MALES SERVING POST-PRISON ORDERS	2165	981	929	667	460	51	142	55	5450
TOTAL MALES	10248	4140	5411	2521	2080	1408	388	198	26394
FEMALES									
ORDERS NOT INCLUDING IMPRISONMENT									
Pre Sentence Supervision	14	-	-	-	-	-	-	-	14
Fine Option Order	-	-	91	-	-	-	-	-	91
Probation/Supervised Recognisance	1570	913	751	444	242	151	27	24	4092
Community Service/Work Order	154	58	113	118	21	19	3	-	486
Attendance Centre Order	-	28	-	-	-	-	-	-	28
Supervised Suspended Prison Sentence	-	-	-	-	187	46	10	1	244
POST-PRISON ORDERS									
After-care Prob.	50	-	36	-	12	-	3	-	101
Pre-Release Order	-	6	-	-	-	-	-	-	6
Parole/Licence	84	48	25	39	16	5	3	3	223
TOTAL*	1872	1053	1016	601	478	221	46	28	5315
FEMALES SERVING ORDERS									
NOT INC. PRISON	1646	987	886	496	434	204	32	25	4710
FEMALES SERVING POST-PRISON ORDERS	134	54	61	39	27	5	6	3	329
TOTAL FEMALES	1761	1037	944	535	458	208	38	28	5009
PERSONS									
ORDERS NOT INCLUDING IMPRISONMENT									
Pre Sentence Supervision	60	-	1	-	1	-	-	2	64
Fine Option Order	-	-	699	-	-	-	-	-	699
Probation/Supervised Recognisance	8944	3393	4224	2023	756	1121	223	146	20832
Community Service/Work Order	1647	388	977	790	228	337	52	-	4419
Attendance Centre Order	-	469	-	-	-	-	-	-	469
Supervised Suspended Prison Sentence	-	-	-	-	1187	380	125	20	1712
POST-PRISON ORDERS									
After-care Prob.	550	-	577	-	84	-	83	6	1300
Pre-Release Order	-	203	-	-	-	-	-	-	203
Parole/Licence	1750	832	398	705	420	56	65	52	4278
TOTAL*	12951	5285	6876	3518	2676	1896	548	226	33976
PERSONS SERVING ORDERS									
NOT INC. PRISON	9912	4165	5376	2360	2076	1569	285	168	25911
PERSONS SERVING POST-PRISON ORDERS	2299	1035	990	706	487	56	148	58	5779
TOTAL PERSONS	12009	5177	6355	3056	2538	1616	426	226	31403

Note: This Table should be read in conjunction with Explanatory Notes 1, 2, 3 and 12.

* This Total cannot strictly be interpreted as the total number of orders currently being served, because, although persons serving more than one order-type are included once for each order-type, it is also possible for persons to be serving more than one order of the same type concurrently. These persons are only counted once for that order-type, and hence data will understate the total number of orders in force in the various states and territories.

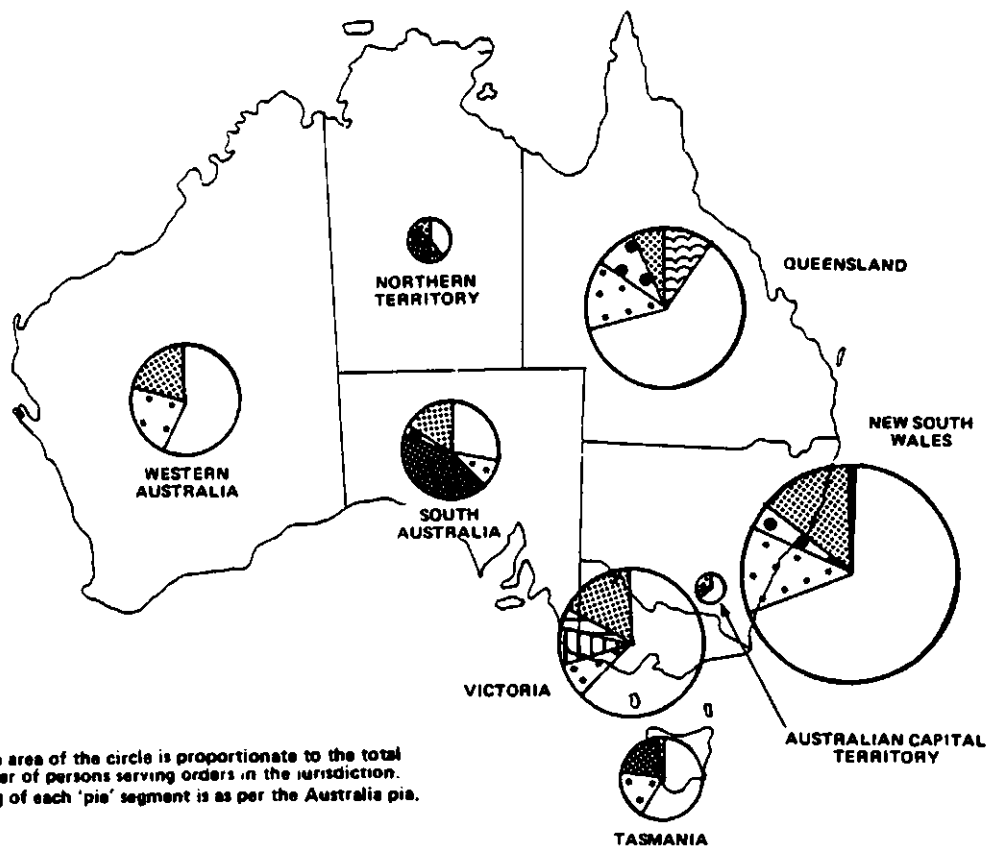
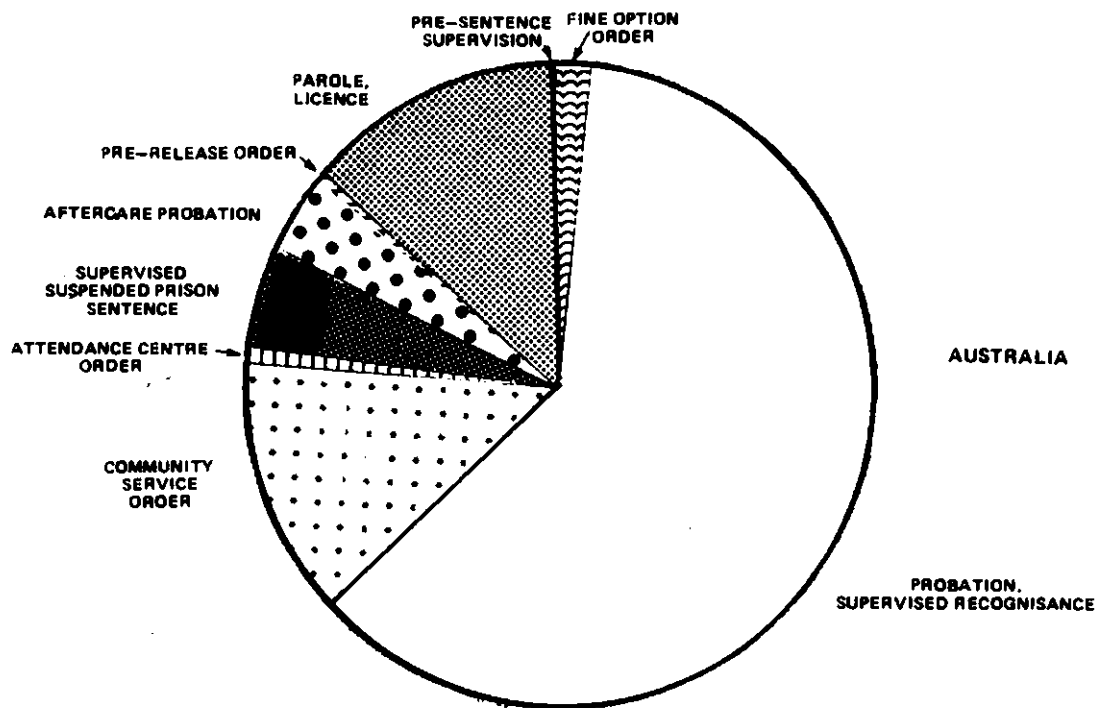
TABLE 1A. PERCENTAGES* OF PERSONS SERVING ORDERS, BY JURISDICTION, SEX AND TYPE OF ORDER

ORDER TYPE	N.S.W.	VIC.	QLD.	W.A.	S.A.	TAS.	N.T.	A.C.T.	AUSTRALIA
MALES									
ORDERS NOT INCLUDING IMPRISONMENT									
Pre Sentence Supervision	0.4	-	0.0	-	0.0	-	-	1.0	0.2
Fine Option Order	-	-	11.2	-	-	-	-	-	2.3
Probation/Supervised Recognisance	72.0	59.9	64.2	62.6	24.7	69.0	50.5	61.6	63.3
Community Service/Work Order	14.6	8.0	16.0	26.7	10.0	22.6	12.6	-	14.9
Attendance Centre Order	-	10.7	-	-	-	-	-	-	1.7
Supervised Suspended Prison Sentence	-	-	-	-	48.1	23.7	29.6	9.6	5.6
POST-PRISON ORDERS									
After-care Prob.	4.9	-	10.0	-	3.5	-	20.6	3.0	4.5
Pre-Release Order	-	4.8	-	-	-	-	-	-	0.7
Parole/Licence	16.3	18.9	6.9	26.4	19.4	3.6	16.0	24.7	15.4
MALES SERVING ORDERS									
NOT INC. PRISON	80.7	76.8	83.0	73.9	78.9	96.9	65.2	72.2	80.3
MALES SERVING POST-PRISON ORDERS	21.1	23.7	17.2	26.5	22.1	3.6	36.6	27.8	20.6
FEMALES									
ORDERS NOT INCLUDING IMPRISONMENT									
Pre Sentence Supervision	0.8	-	-	-	-	-	-	-	0.3
Fine Option Order	-	-	9.6	-	-	-	-	-	1.8
Probation/Supervised Recognisance	89.2	88.0	79.6	83.0	52.8	72.6	71.1	85.7	81.7
Community Service/Work Order	8.7	5.6	12.0	22.1	4.6	9.1	7.9	-	9.7
Attendance Centre Order	-	2.7	-	-	-	-	-	-	0.6
Supervised Suspended Prison Sentence	-	-	-	-	40.8	22.1	26.3	3.6	4.9
POST-PRISON ORDERS									
After-care Prob.	2.8	-	3.8	-	2.6	-	7.9	-	2.0
Pre-Release Order	-	0.6	-	-	-	-	-	-	0.1
Parole/Licence	4.8	4.6	2.6	7.3	3.5	2.4	7.9	10.7	4.5
FEMALES SERVING ORDERS									
NOT INC. PRISON	93.5	95.2	93.9	92.7	94.8	98.1	84.2	89.3	94.0
FEMALES SERVING POST-PRISON ORDERS	7.6	5.2	6.5	7.3	5.9	2.4	15.8	10.7	6.6
PERSONS									
ORDERS NOT INCLUDING IMPRISONMENT									
Pre Sentence Supervision	0.5	-	0.0	-	0.0	-	-	0.9	0.2
Fine Option Order	-	-	11.0	-	-	-	-	-	2.2
Probation/Supervised Recognisance	74.5	65.5	66.5	66.2	29.8	69.5	52.3	64.6	66.3
Community Service/Work Order	13.7	7.5	15.4	25.9	9.0	20.9	12.2	-	14.1
Attendance Centre Order	-	9.1	-	-	-	-	-	-	1.5
Supervised Suspended Prison Sentence	-	-	-	-	46.8	23.5	29.3	8.9	5.5
POST-PRISON ORDERS									
After-care Prob.	0.0	-	9.1	-	3.3	-	19.5	2.7	4.1
Pre-Release Order	-	3.9	-	-	-	-	-	-	0.6
Parole/Licence	14.6	16.1	6.2	23.1	16.5	3.5	15.3	23.0	13.6
PERSONS SERVING ORDERS									
NOT INC. PRISON	82.5	0.8	84.5	77.2	81.8	97.1	66.9	74.3	82.5
PERSONS SERVING POST-PRISON ORDERS	19.1	20.0	15.6	23.1	19.2	3.5	34.7	25.7	18.4

Note: This Table should be read in conjunction with Explanatory Notes 1, 2, 3 and 12.

* Refer to note on Table 1. It follows from this that percentages by jurisdiction do not necessarily sum to 100.0.

FIGURE 2. THE USE OF COMMUNITY-BASED CORRECTIONS, BY JURISDICTION



Note: The area of the circle is proportionate to the total number of persons serving orders in the jurisdiction. The shading of each 'pie' segment is as per the Australia pie.

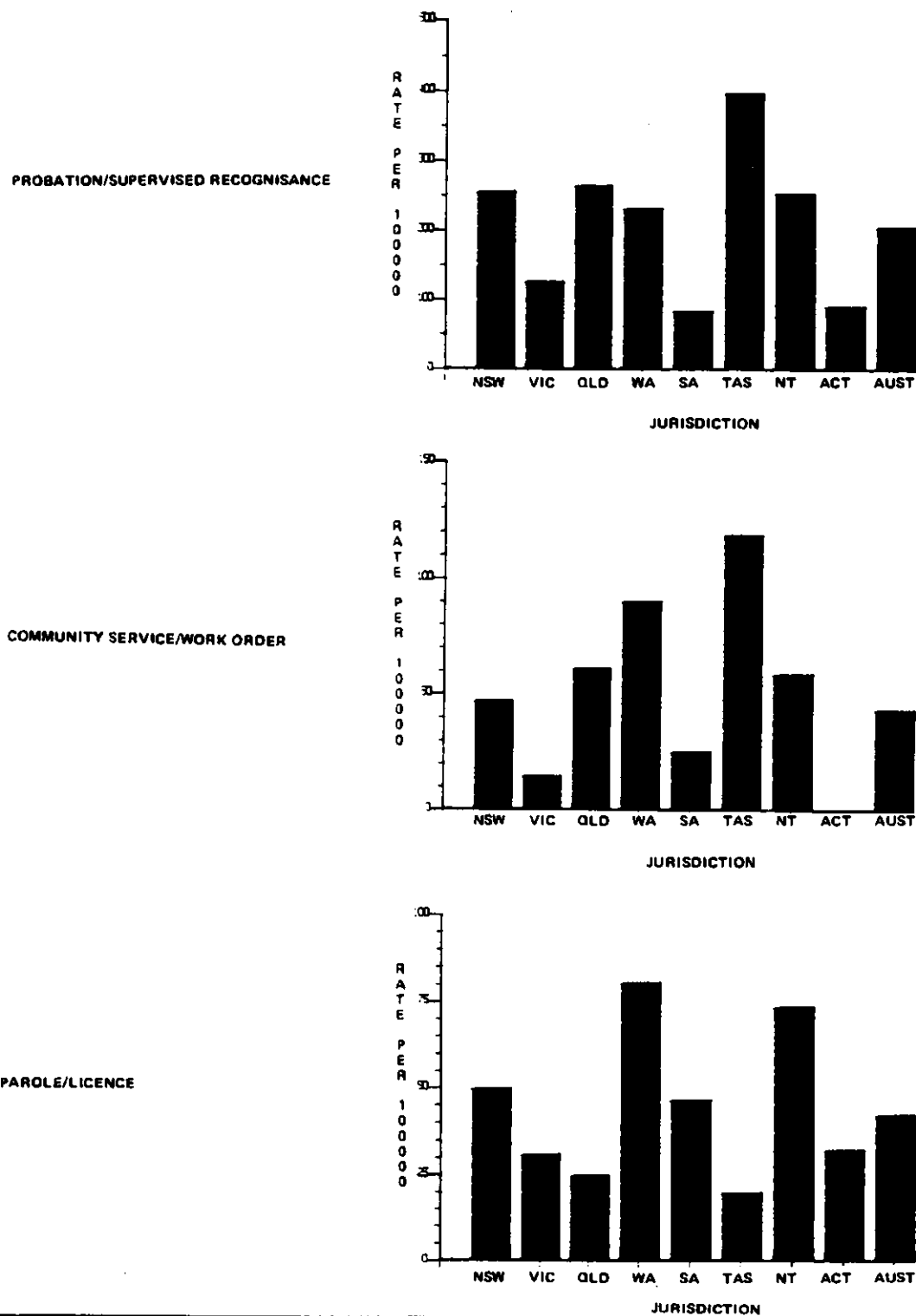
NATIONAL CENSUS OF COMMUNITY-BASED CORRECTIONS 1985-86

TABLE 1B. RATIOS OF PERSONS SERVING ORDERS, PER 100000 PERSONS AGED 17-69 BY JURISDICTION, SEX AND TYPE OF ORDER

ORDER TYPE	N.S.W.	VIC.	QLD.	W.A.	S.A.	TAS.	N.T.	A.C.T.	AUSTRALIA
MALES									
ORDERS NOT INCLUDING IMPRISONMENT									
Pre Sentence Supervision	2.5	-	0.0	-	0.0	-	-	2.5	0.9
Fine Option Order	-	-	73.9	-	-	-	-	-	11.5
Probation/Supervised Recognisance	406.3	183.2	422.2	341.5	113.9	684.2	412.3	151.3	316.8
Community Service/Work Order	82.3	24.4	105.0	145.3	45.9	223.8	103.1	-	74.6
Attendance Centre Order	-	32.6	-	-	-	-	-	-	8.4
Supervised Suspended Prison Sentence	-	-	-	-	221.5	235.1	241.9	23.6	27.8
POST-PRISON ORDERS									
After-care Prob.	27.6	-	65.8	-	15.9	-	168.3	7.4	22.7
Pre-Release Order	-	14.5	-	-	-	-	-	-	3.7
Parole/Licence	91.8	57.9	45.2	144.0	89.5	35.9	130.4	60.8	76.8
MALES SERVING ORDERS									
NOT INC. PRISON	455.5	234.7	545.9	403.1	363.7	960.8	532.2	177.4	401.9
MALES SERVING POST-PRISON ORDERS	119.3	72.5	112.9	144.2	101.9	35.9	298.7	68.2	103.3
TOTAL MALES	564.7	305.8	657.9	545.2	460.7	991.1	816.2	245.6	500.3
FEMALES									
ORDERS NOT INCLUDING IMPRISONMENT									
Pre Sentence Supervision	0.8	-	-	-	-	-	-	-	0.3
Fine Option Order	-	-	11.6	-	-	-	-	-	1.8
Probation/Supervised Recognisance	92.1	67.8	95.9	107.1	53.5	106.7	66.1	29.7	82.4
Community Service/Work Order	9.0	4.3	14.4	28.5	4.6	13.4	7.3	-	9.8
Attendance Centre Order	-	2.1	-	-	-	-	-	-	0.6
Supervised Suspended Prison Sentence	-	-	-	-	41.3	32.5	24.5	1.2	4.9
POST-PRISON ORDERS									
After-care Prob.	2.9	-	4.6	-	2.7	-	7.3	-	2.0
Pre-Release Order	-	0.4	-	-	-	-	-	-	0.1
Parole/Licence	4.9	3.6	3.2	9.4	3.5	3.5	7.3	3.7	4.5
FEMALES SERVING ORDERS									
NOT INC. PRISON	96.5	73.2	113.2	119.7	95.9	144.2	78.3	31.0	94.8
FEMALES SERVING POST-PRISON ORDERS	7.9	4.0	7.8	9.4	6.0	3.5	14.7	3.7	6.6
TOTAL FEMALES	103.3	77.0	120.6	129.1	101.3	147.0	93.0	34.7	100.9
PERSONS									
ORDERS NOT INCLUDING IMPRISONMENT									
Pre Sentence Supervision	1.7	-	0.0	-	0.0	-	-	1.2	0.6
Fine Option Order	-	-	43.5	-	-	-	-	-	6.9
Probation/Supervised Recognisance	254.1	125.6	263.1	230.7	81.6	396.1	252.90.5	-	205.4
Community Service/Work Order	46.8	14.4	60.9	90.1	25.2	118.9	58.8	-	43.6
Attendance Centre Order	-	17.4	-	-	-	-	-	-	4.6
Supervised Suspended Prison Sentence	-	-	-	-	131.3	134.0	141.4	12.4	16.9
POST-PRISON ORDERS									
After-care Prob.	15.6	-	35.9	-	9.3	-	93.9	3.7	12.8
Pre-Release Order	-	7.5	-	-	-	-	-	-	2.0
Parole/Licence	49.7	30.8	24.7	80.4	46.5	19.8	73.5	32.2	42.2
PERSONS SERVING ORDERS									
NOT INC. PRISON	281.6	154.2	334.8	269.1	229.7	553.4	322.4	104.1	255.5
PERSONS SERVING POST-PRISON ORDERS	65.3	38.3	61.7	80.5	53.9	19.8	167.4	35.9	57.0
TOTAL PERSONS	341.1	191.6	395.8	348.5	280.8	570.0	481.8	140.1	309.7

Note: This Table should be read in conjunction with Explanatory Notes 1, 2, 3 and 12.

FIGURE 3: RATES OF USAGE OF THE THREE COMMON FORMS OF COMMUNITY BASED CORRECTIONS:
per 100,000 population aged 17-89 - BY JURISDICTION



NATIONAL CENSUS OF COMMUNITY-BASED CORRECTIONS 1985-86

TABLE 2. NUMBER OF PERSONS SERVING ORDERS, BY JURISDICTION, SEX AND AGE

AGE OF PERSON SERVING ORDERS	N.S.W.	VIC.	QLD.	W.A.	S.A.	TAS.	N.T.	A.C.T.	AUSTRALIA
MALES									
15 Years	3	-	-	-	-	4	-	-	7
16 Years	23	1	-	-	1	55	1	-	81
17 Years	187	123	303	64	2	102	28	-	809
18 Years	614	367	614	183	35	143	44	8	2008
19 Years	711	411	641	233	164	157	41	11	2369
20 Years	773	366	533	216	202	121	31	18	2260
21 Years	760	323	448	166	168	100	31	22	2018
22 Years	666	260	351	183	168	66	17	13	1724
23 Years	592	221	304	126	128	76	17	12	1476
24 Years	517	209	237	129	117	58	9	13	1289
25-29 Years	2306	735	814	489	401	228	46	42	5061
30-34 Years	1270	438	463	288	262	114	50	28	2913
35-39 Years	800	282	282	177	168	90	29	17	1845
40-49 Years	682	251	232	184	149	59	27	10	1594
50-59 Years	263	109	99	61	59	26	10	4	631
60-69 Years	65	35	35	16	33	8	3	-	195
70 and Over	16	7	4	6	10	1	1	-	45
Unknown, Not Stated	-	2	51	-	13	-	3	-	69
TOTAL MALES	10248	4140	5411	2521	2080	1408	388	198	26394
FEMALES									
15 Years	1	-	-	-	-	1	-	-	2
16 Years	4	-	-	-	-	6	-	-	10
17 Years	23	19	57	7	1	11	2	-	120
18 Years	79	55	106	35	3	28	2	-	308
19 Years	109	74	90	31	24	18	4	-	350
20 Years	95	78	84	47	25	12	4	2	347
21 Years	120	62	65	20	19	15	-	7	308
22 Years	96	59	63	27	27	11	5	-	288
23 Years	103	62	56	28	22	12	4	2	289
24 Years	89	47	48	31	15	7	1	1	239
25-29 Years	459	219	157	115	85	38	5	8	1086
30-34 Years	247	146	111	88	73	15	4	2	686
35-39 Years	125	72	45	42	54	14	4	3	359
40-49 Years	122	89	43	37	46	13	-	2	352
50-59 Years	66	36	10	14	34	6	1	-	167
60-69 Years	19	17	2	12	18	1	1	-	70
70 and Over	4	1	-	1	4	-	-	-	10
Unknown, Not Stated	-	1	7	-	8	-	1	1	18
TOTAL FEMALES	1761	1037	944	535	458	208	38	28	5009
PERSONS									
15 Years	4	-	-	-	-	5	-	-	9
16 Years	27	1	-	-	1	61	-	-	91
17 Years	210	142	360	71	3	113	30	-	929
18 Years	693	422	720	218	38	171	46	8	2316
19 Years	820	485	731	264	188	175	45	11	2719
20 Years	868	444	617	263	227	133	35	20	2607
21 Years	880	385	513	186	187	115	31	29	2326
22 Years	762	319	414	210	195	77	22	13	2012
23 Years	695	283	360	154	150	88	21	14	1765
24 Years	606	256	285	160	132	65	10	14	1528
25-29 Years	2765	954	971	604	486	266	51	50	6147
30-34 Years	1517	584	574	376	335	129	54	30	3599
35-39 Years	925	354	327	219	222	104	33	20	2204
40-49 Years	804	340	275	221	195	72	27	12	1946
50-59 Years	329	145	109	75	93	32	11	4	798
60-69 Years	84	52	37	28	51	9	4	-	265
70 and Over	20	8	4	7	14	1	1	-	55
Unknown, Not Stated	-	3	58	-	21	-	4	1	87
TOTAL PERSONS	12009	5177	6355	3056	2538	1616	426	226	31403

Note: This Table should be read in conjunction with Explanatory Notes 1, 2, 3 and 4.

TABLE 2A. PERCENTAGES OF PERSONS SERVING ORDERS, BY JURISDICTION, SEX AND AGE

AGE OF PERSON SERVING ORDERS	N.S.W.	VIC.	QLD.	W.A.	S.A.	TAS.	N.T.	A.C.T.	AUSTRALIA
MALES									
15 Years	0.0	-	-	-	-	0.3	-	-	0.0
16 Years	0.2	0.0	-	-	0.0	3.9	0.3	-	0.3
17 Years	1.8	3.0	5.6	2.5	0.1	7.2	7.2	-	3.1
18 Years	6.0	8.9	11.4	7.3	1.7	10.2	11.3	4.0	7.6
19 Years	6.9	9.9	11.9	9.2	7.9	11.2	10.6	5.6	9.0
20 Years	7.5	8.8	9.9	8.6	9.7	8.6	8.0	9.1	8.6
21 Years	7.4	7.8	8.3	6.6	8.1	7.1	8.0	11.1	7.6
22 Years	6.5	6.3	6.5	7.3	8.1	4.7	4.4	6.6	6.5
23 Years	5.8	5.3	5.6	5.0	6.2	5.4	4.4	6.1	5.6
24 Years	5.0	5.0	4.4	5.1	5.6	4.1	2.3	6.6	4.9
25-29 Years	22.5	17.8	15.1	19.4	19.3	16.2	11.9	21.2	19.2
30-34 Years	12.4	10.6	8.5	11.4	12.6	8.1	12.9	14.1	11.0
35-39 Years	7.8	6.8	5.2	7.0	8.1	6.4	7.5	8.6	7.0
40-49 Years	6.7	6.1	4.3	7.3	7.2	4.2	7.0	5.1	6.0
50-59 Years	2.6	2.6	1.8	2.4	2.8	1.8	2.6	2.0	2.4
60-69 Years	0.6	0.8	0.6	0.6	1.6	0.6	0.8	-	0.7
70 and Over	0.2	0.2	0.1	0.2	0.5	0.1	0.3	-	0.2
Unknown, Not Stated	-	0.0	1.0	-	0.6	-	0.8	-	0.3
TOTAL MALES	100.0	100.0	100.0	100.0	100.0	100.0	100.0	100.0	100.0
FEMALES									
15 Years	0.1	-	-	-	-	0.5	-	-	0.0
16 Years	0.2	-	-	-	-	2.9	-	-	0.2
17 Years	1.3	1.8	6.0	1.3	0.2	5.3	5.3	-	2.4
18 Years	4.5	5.3	11.2	6.5	0.7	13.5	5.3	-	6.1
19 Years	6.2	7.1	9.5	5.8	5.2	8.7	10.5	-	7.0
20 Years	5.4	7.5	8.9	8.8	5.5	5.8	10.5	7.1	6.9
21 Years	6.8	6.0	6.9	3.7	4.1	7.2	-	25.0	6.1
22 Years	5.5	5.7	6.7	5.0	5.9	5.3	13.2	-	5.7
23 Years	5.8	6.0	5.9	5.2	4.8	5.8	10.5	7.1	5.8
24 Years	5.1	4.5	5.1	5.8	3.3	3.4	2.6	3.6	4.8
25-29 Years	26.1	21.1	16.6	21.5	18.6	18.3	13.2	28.6	21.7
30-34 Years	14.0	14.1	11.8	16.4	15.9	7.2	10.5	7.1	13.7
35-39 Years	7.1	6.9	4.8	7.9	11.8	6.7	10.5	10.7	7.2
40-49 Years	6.9	8.6	4.6	6.9	10.0	6.3	-	7.1	7.0
50-59 Years	3.7	3.5	1.1	2.6	7.4	2.9	2.6	-	3.3
60-69 Years	1.1	1.6	0.2	2.2	3.9	0.5	2.6	-	1.4
70 and Over	0.2	0.1	-	0.2	0.9	-	-	-	0.2
Unknown, Not Stated	-	0.1	0.7	-	1.7	-	2.6	3.6	0.4
TOTAL FEMALES	100.0	100.0	100.0	100.0	100.0	100.0	100.0	100.0	100.0
PERSONS									
15 Years	0.0	-	-	-	-	0.3	-	-	0.0
16 Years	0.2	0.0	-	-	0.0	3.8	0.2	-	0.3
17 Years	1.7	2.7	5.6	2.3	0.1	7.0	7.0	-	3.0
18 Years	5.8	8.2	11.3	7.1	1.5	10.6	10.8	3.5	7.4
19 Years	6.8	9.4	11.5	8.6	7.4	10.8	10.6	4.9	8.7
20 Years	7.2	8.6	9.7	8.6	8.9	8.2	8.2	8.8	8.3
21 Years	7.3	7.4	8.1	6.1	7.4	7.1	7.3	12.8	7.4
22 Years	6.3	6.2	6.5	6.9	7.7	4.8	5.2	5.8	6.4
23 Years	5.8	5.5	5.7	5.0	5.9	5.4	4.9	6.2	5.6
24 Years	5.0	4.9	4.5	5.2	5.2	4.0	2.3	6.2	4.9
25-29 Years	23.0	18.4	15.3	19.8	19.1	16.5	12.0	22.1	19.6
30-34 Years	12.6	11.3	9.0	12.3	13.2	8.0	12.7	13.3	11.5
35-39 Years	7.7	6.8	5.1	7.2	8.7	6.4	7.7	8.8	7.0
40-49 Years	6.7	6.6	4.3	7.2	7.7	4.5	6.3	5.3	6.2
50-59 Years	2.7	2.8	1.7	2.5	3.7	2.0	2.6	1.8	2.5
60-69 Years	0.7	1.0	0.6	0.9	2.0	0.6	0.9	-	0.8
70 and Over	0.2	0.2	0.1	0.2	0.6	0.1	0.2	-	0.2
Unknown, Not Stated	-	0.1	1.0	-	0.8	-	0.9	0.4	0.3
TOTAL PERSONS	100.0	100.0	100.0	100.0	100.0	100.0	100.0	100.0	100.0

Note: This Table should be read in conjunction with Explanatory Notes 1, 2, 3 and 4.

NATIONAL CENSUS OF COMMUNITY-BASED CORRECTIONS 1985-86

TABLE 2B. RATIOS OF PERSONS CURRENTLY SERVING ORDERS, PER 100,000 RELEVANT POPULATION BY JURISDICTION, SEX AND AGE

AGE OF PERSON SERVING ORDERS	N.S.W.	VIC.	QLD.	W.A.	S.A.	TAS.	N.T.	A.C.T.	AUSTRALIA
MALES									
15 Years	6.6	-	-	-	-	95.9	-	-	5.1
16 Years	53.2	2.8	-	-	8.7	1467.4	82.9	-	65.5
17 Years	426.8	348.4	1419.8	537.0	18.0	2721.5	2341.1	-	618.5
18 Years	1396.1	1064.2	2954.5	1556.7	305.0	4097.4	-	-	-
19 Years	1592.6	1144.9	3060.1	1957.5	1401.2	4109.9	3644.4	520.8	1792.6
20 Years	1647.6	995.3	2462.5	1787.5	1707.7	3100.2	2585.5	858.4	1656.3
21 Years	1594.5	875.5	2018.3	1353.0	1420.1	2532.2	2390.1	983.5	1458.0
22 Years	1384.5	720.3	1559.2	1505.6	1457.6	1697.1	1285.0	579.8	1250.7
23 Years	1243.8	617.4	1347.4	1007.8	1066.8	2020.7	1158.0	558.7	1070.9
24 Years	1107.4	603.5	1055.9	950.2	998.2	1576.5	581.0	616.7	953.1
25-29 Years	1033.0	437.3	773.4	796.9	716.1	1263.6	589.5	403.4	778.4
30-34 Years	582.7	269.3	460.8	478.9	484.3	662.9	650.1	239.1	460.8
35-39 Years	382.2	182.2	292.8	315.6	332.6	566.6	428.8	148.4	306.9
40-49 Years	219.2	109.8	168.0	229.6	205.5	252.5	323.8	69.1	181.9
50-59 Years	96.4	53.7	86.2	96.6	85.1	125.7	213.7	41.2	83.2
60-69 Years	30.8	23.2	37.6	35.9	59.2	48.1	154.7	-	33.6
70 and Over	12.0	7.0	6.5	18.9	27.5	8.9	123.8	-	11.9
TOTAL MALES	564.7	305.8	657.9	545.2	460.7	991.1	816.2	245.6	500.3
FEMALES									
15 Years	2.3	-	-	-	-	25.0	-	-	1.5
16 Years	9.7	-	-	-	-	162.1	-	-	8.0
17 Years	55.6	56.5	297.6	61.5	9.3	312.1	169.6	-	96.6
18 Years	191.7	164.8	526.8	310.2	27.3	780.0	82.5	-	249.1
19 Years	258.1	217.0	438.8	269.9	212.8	490.6	372.8	-	276.9
20 Years	214.7	224.2	393.9	399.9	216.6	306.1	354.6	91.0	265.1
21 Years	263.5	174.0	303.6	166.7	162.6	389.8	-	323.5	230.6
22 Years	206.8	166.6	289.5	226.3	229.5	281.5	385.8	-	213.9
23 Years	222.6	175.3	261.7	231.0	187.0	311.8	262.3	91.3	214.9
24 Years	195.0	135.6	228.2	260.2	128.8	183.7	65.3	47.0	180.6
25-29 Years	208.9	130.9	156.0	195.6	154.7	212.4	69.2	73.7	170.4
30-34 Years	116.1	90.1	114.0	152.2	136.9	89.9	57.8	16.7	110.9
35-39 Years	61.8	47.3	48.6	80.3	107.1	89.8	71.1	26.9	61.7
40-49 Years	41.2	40.4	32.9	49.6	63.8	57.7	-	14.2	42.1
50-59 Years	24.8	18.2	8.9	23.6	49.8	29.8	31.8	-	22.7
60-69 Years	8.0	10.0	2.0	24.7	29.0	5.4	61.9	-	10.9
70 and Over	2.1	0.7	-	1.2	7.8	-	-	-	1.9
TOTAL FEMALES	103.3	77.0	120.6	129.1	101.3	147.0	93.0	34.7	100.9
PERSONS									
15 Years	4.5	-	-	-	-	61.2	-	-	3.3
16 Years	32.0	1.4	-	-	4.4	818.8	-	-	35.5
17 Years	246.5	205.9	858.0	304.6	13.7	1553.9	1263.2	-	364.7
18 Years	813.4	621.9	1760.3	946.2	169.2	2415.3	2035.4	194.1	915.7
19 Years	943.9	692.9	1763.3	1128.7	818.0	2336.8	2047.3	263.9	1051.7
20 Years	952.2	620.4	1435.9	1103.3	971.4	1700.1	1504.1	465.8	975.1
21 Years	944.1	530.8	1176.5	766.4	795.3	1474.9	1211.9	658.9	855.1
22 Years	806.2	446.2	935.1	871.9	837.3	987.6	840.0	293.3	738.3
23 Years	740.3	397.7	818.9	625.5	631.3	1156.4	701.6	321.5	648.1
24 Years	650.1	369.4	655.4	660.4	654.8	867.9	324.6	330.6	570.8
25-29 Years	624.2	284.5	471.7	502.8	564.8	740.3	339.5	235.1	477.5
30-34 Years	352.2	179.9	290.2	318.8	311.9	380.8	369.5	126.6	287.7
35-39 Years	224.8	115.3	173.2	202.1	220.0	330.5	266.4	88.5	238.4
40-49 Years	132.4	75.7	102.3	142.8	134.8	156.8	185.0	42.0	113.6
50-59 Years	61.1	36.1	48.1	61.2	67.6	78.4	140.5	21.0	53.4
60-69 Years	18.8	16.2	19.1	30.1	43.3	25.6	112.5	-	21.6
70 and Over	6.1	3.3	2.8	9.5	16.0	3.8	64.5	-	6.0
TOTAL PERSONS	341.1	191.6	395.8	348.5	280.8	570.0	481.8	140.1	309.7

Note: This Table should be read in conjunction with Explanatory Notes 1, 2, 3 and 4.

TABLE 3. NUMBER OF PERSONS SERVING ORDERS, BY JURISDICTION, SEX AND MOST SERIOUS OFFENCE FOR WHICH CURRENTLY SERVING AN ORDER

MOST SERIOUS OFFENCE FOR WHICH CURRENTLY SERVING AN ORDER	N.S.W.	VIC.	QLD.	W.A.	S.A.	TAS.	N.T.	A.C.T.	AUSTRALIA
MALES									
Homicide	222	129	68	42	55	10	23	4	553
Assault	1277	500	361	197	334	121	29	16	2835
Sexual Offences	434	309	240	178	133	41	22	4	1361
Other Offences against the person	38	18	13	25	1	3	7	2	107
Robbery	557	202	150	89	71	39	5	12	1125
Extortion	36	5	3	2	2	1	-	-	49
Break & Enter	1719	1023	895	663	137	310	74	41	4862
Fraud & Misappropriation	749	249	275	203	178	66	13	17	1750
Receiving	335	159	138	84	64	16	7	5	808
Other Theft	1644	820	1252	281	613	259	48	18	4935
Property Damage	316	96	233	72	76	38	10	12	853
Environmental Offs.	-	1	2	1	2	-	-	1	7
Against Government Security	5	-	-	4	-	-	-	-	9
Against Justice Proc.	257	40	55	30	15	17	23	3	440
Prostitution	1	6	-	-	2	-	-	-	9
Offensive Behaviour	147	17	20	26	52	23	3	-	288
Unlawful Poss. Weapon	76	18	58	13	5	3	7	2	182
Other Offences against Good Order	47	59	20	40	44	13	17	1	241
Possession, Use-Drugs	518	95	584	144	99	43	8	15	1506
Trafficking Drugs	455	79	144	92	22	10	9	9	820
Manufacturing Drugs	174	17	127	30	30	6	-	6	390
Driving Offences	884	156	608	258	55	278	75	26	2340
Licence, Registration	322	118	40	10	78	76	1	1	646
Other Traffic Offs.	9	4	13	5	-	3	6	2	42
Other Offences	18	19	7	32	12	15	1	1	105
Unknown, not Stated	8	1	105	-	-	17	-	-	131
TOTAL MALES	10248	4140	5411	2521	2080	1408	388	198	26394
FEMALES									
Homicide	17	4	8	5	5	4	3	-	46
Assault	89	64	35	19	23	13	4	-	247
Sexual Offences	4	4	2	-	2	1	-	-	13
Other Offences against the person	5	2	4	-	1	2	2	-	16
Robbery	40	11	12	8	4	1	-	3	79
Extortion	8	2	-	-	-	-	-	-	10
Break & Enter	148	148	60	53	11	22	4	2	448
Fraud & Misappropriation	315	216	125	134	110	23	2	8	933
Receiving	61	56	25	16	13	2	-	1	174
Other Theft	553	374	337	165	212	69	7	7	1724
Property Damage	29	15	23	7	7	9	1	-	91
Environmental Offs.	-	1	-	-	-	-	-	-	1
Against Government Security	-	1	-	-	-	-	-	-	1
Against Justice Proc.	40	13	9	2	3	-	3	-	70
Prostitution	4	15	1	-	1	-	-	-	21
Offensive Behaviour	5	4	-	2	7	5	1	-	24
Unlawful Poss. Weapon	3	3	3	1	1	-	-	-	11
Other Offences against Good Order	2	5	-	2	7	4	-	-	20
Possession, Use-Drugs	225	52	152	44	29	19	3	2	526
Trafficking Drugs	76	23	29	15	3	2	1	3	152
Manufacturing Drugs	45	2	37	7	5	2	-	-	98
Driving Offences	61	9	64	46	4	13	6	2	205
Licence, Registration	13	8	4	-	7	4	-	-	36
Other Traffic Offs.	4	-	1	-	-	-	1	-	6
Other Offences	11	3	2	9	2	7	-	-	34
Unknown, not Stated	3	2	11	-	1	6	-	-	23
TOTAL FEMALES	1761	1037	944	535	458	208	18	28	5009

Note: This Table should be read in conjunction with Explanatory Notes 1, 2, 3 and 13.

TABLE 3. NUMBER OF PERSONS SERVING ORDERS, BY JURISDICTION, SEX AND MOST SERIOUS OFFENCE FOR WHICH CURRENTLY SERVING AN ORDER

MOST SERIOUS OFFENCE FOR WHICH CURRENTLY SERVING AN ORDER	N.S.W.	VIC.	QLD.	W.A.	S.A.	TAS.	N.T.	A.C.T.	AUSTRALIA
	PERSONS								
Homicide	239	133	76	47	60	14	26	4	599
Assault	1366	564	396	216	357	134	33	16	3082
Sexual Offences	438	313	242	178	135	42	22	4	1374
Other Offences against the person	43	20	17	25	2	5	9	2	123
Robbery	597	213	162	97	75	40	5	15	1204
Extortion	44	7	3	2	2	1	-	-	59
Break & Enter	1867	1171	955	716	148	332	78	43	5310
Fraud & Misappropriation	1064	465	400	337	288	89	15	25	2683
Receiving	396	215	163	100	77	18	7	6	982
Other Theft	2197	1194	1589	446	825	328	55	25	6659
Property Damage	345	111	256	79	83	47	11	12	944
Environmental Offs.	-	2	2	1	2	-	-	1	8
Against Government Security	5	1	-	4	-	-	-	-	10
Against Justice Proc.	297	53	64	32	18	17	26	3	510
Prostitution	5	21	1	-	3	-	-	-	30
Offensive Behaviour	152	21	20	28	59	28	4	-	312
Unlawful Poss. Weapon	79	21	61	14	6	3	7	2	193
Other Offences against Good Order	49	64	20	42	51	17	17	1	261
Possession, Use-Drugs	743	147	736	188	128	62	11	17	2032
Trafficking Drugs	531	102	173	107	25	12	10	12	972
Manufacturing Drugs	219	19	164	37	35	8	-	6	488
Driving Offences	945	165	672	304	59	291	81	28	2545
Licence, Registration	335	126	44	10	85	80	1	1	682
Other Traffic Offs.	13	4	14	5	-	3	7	2	48
Other Offences	29	22	9	41	14	22	1	-	139
Unknown, not Stated	11	3	116	-	1	23	-	-	154
TOTAL PERSONS	12009	5177	6355	3056	2538	1616	426	226	31403

Note: This Table should be read in conjunction with Explanatory Notes 1, 2, 3 and 13.

TABLE 3A. PERCENTAGES OF PERSONS SERVING ORDERS, BY JURISDICTION AND MOST SERIOUS OFFENCE FOR WHICH CURRENTLY SERVING AN ORDER

MOST SERIOUS OFFENCE	N.S.W.	VIC.	QLD	W.A.	S.A.	TAS.	N.T.	A.C.T.	AUSTRALIA
Homicide	2.0	2.6	1.2	1.5	2.4	0.9	6.1	1.8	1.9
Assault	11.4	10.9	6.2	7.1	14.1	8.3	7.7	7.1	9.8
Sexual Offences	3.7	6.0	3.8	5.8	5.3	2.6	5.2	1.8	4.4
Other Offences against the person	0.4	0.4	0.3	0.8	0.1	0.3	2.1	0.9	0.4
Robbery	5.0	4.1	2.5	3.2	3.0	2.5	1.2	6.6	3.8
Extortion	0.4	0.1	0.0	0.1	0.1	0.1	-	-	0.2
Break & Enter	15.6	22.6	15.0	23.4	5.8	20.5	18.3	19.0	16.9
Fraud & Misapprop'n	8.9	9.0	6.3	11.0	11.3	5.5	3.5	11.1	8.5
Receiving	3.3	4.2	2.6	3.3	3.0	1.1	1.6	2.7	3.1
Other Theft	18.3	23.1	25.0	14.6	32.5	20.3	12.9	11.1	21.2
Property Damage	2.9	2.1	4.0	2.6	3.3	2.9	2.6	5.3	3.0
Environmental Offs.	-	0.0	0.0	0.0	0.1	-	-	0.4	0.0
Against Government Security	0.0	0.0	-	0.1	-	-	-	-	0.0
Against Justice Pros.	2.5	1.0	1.0	1.0	0.7	1.1	6.1	1.3	1.6
Prostitution	0.0	0.4	0.0	-	0.1	-	-	-	0.1
Offensive Behaviour	1.3	0.4	0.3	0.9	2.3	1.7	0.9	-	1.0
Unlawful Poss. Weapon	0.7	0.4	1.0	0.5	0.2	0.2	1.6	0.9	0.6
Other Offences against Good Order	0.4	1.2	0.3	1.4	2.0	1.1	4.0	0.4	0.8
Possession, Use-Drugs	6.2	2.8	11.6	6.2	5.0	3.8	2.6	7.5	6.5
Trafficking Drugs	4.4	2.0	2.7	3.5	1.0	0.7	2.3	5.3	3.1
Manufacturing Drugs	1.8	0.4	2.6	1.2	1.4	0.5	-	2.7	1.6
Driving Offences	7.9	3.2	10.6	9.9	2.3	18.0	19.0	12.4	8.1
Licence, Registration	2.8	2.4	0.7	0.3	3.3	5.0	0.2	0.4	2.2
Other Traffic Offs.	0.1	0.1	0.2	0.2	-	0.2	1.6	0.9	0.2
Other Offences	0.2	0.4	0.1	1.3	0.6	1.3	0.2	0.4	0.4
Unknown, not Stated	0.1	0.1	1.9	-	0.0	1.4	-	-	0.5
TOTAL PERSONS	100.0	100.0	100.0	100.0	100.0	100.0	100.0	100.0	100.0

Note: This Table should be read in conjunction with Explanatory Notes 1, 2, 3 and 13.

TABLE 3B. RATIOS OF PERSONS CURRENTLY SERVING ORDERS, PER 100,000 PERSONS AGED 17-69, AND MOST SERIOUS OFFENCE FOR WHICH CURRENTLY SERVING AN ORDER

MOST SERIOUS OFFENCE	N.S.W.	VIC.	QLD.	W.A.	S.A.	TAS.	N.T.	A.C.T.	AUSTRALIA
Homicide	6.8	4.9	4.7	5.4	6.6	4.9	29.4	2.5	5.9
Assault	38.8	20.9	24.7	24.6	39.5	47.3	37.3	9.9	30.4
Sexual Offences	12.4	11.6	15.1	20.3	14.9	14.8	24.9	2.5	13.5
Other Offences against the person	1.2	0.7	1.1	2.9	0.2	1.8	10.2	1.2	1.2
Robbery	17.0	7.9	10.1	11.1	8.3	14.1	5.7	9.3	11.9
Extortion	1.2	0.3	0.2	0.2	0.2	0.4	-	-	0.6
Break & Enter	53.0	43.3	59.5	81.6	16.4	117.1	88.2	26.6	52.4
Fraud & Misapprop'n	30.2	17.2	24.9	38.4	31.9	31.4	17.0	15.5	26.5
Receiving	11.2	8.0	10.2	11.4	8.5	6.3	7.9	3.7	9.7
Other Theft	62.4	44.2	99.0	50.9	91.3	115.7	62.2	15.5	65.7
Property Damage	9.8	4.1	15.9	9.0	9.2	16.6	12.4	7.4	9.3
Environmental Offs.	-	0.1	0.1	0.1	0.2	-	-	0.6	0.1
Against Government Security	0.1	0.0	-	0.5	-	-	-	-	0.1
Against Justice Proc.	8.4	2.0	4.0	3.6	2.0	6.0	29.4	1.9	5.0
Prostitution	0.1	0.8	0.1	-	0.3	-	-	-	0.3
Offensive Behaviour	4.3	0.8	1.2	3.2	6.5	9.9	4.5	-	3.1
Unlawful Poss. Weapon	2.2	0.8	3.8	1.6	0.7	1.1	7.9	1.2	1.9
Other Offences against Good Order	1.4	2.4	1.2	4.8	5.6	6.0	19.2	0.6	2.6
Possession, Use-Drugs	21.1	5.4	45.8	21.4	14.2	21.9	12.4	10.5	20.0
Trafficking Drugs	15.1	3.8	10.8	12.2	2.8	4.2	11.3	7.4	9.6
Manufacturing Drugs	6.2	0.7	10.2	4.2	3.9	2.8	-	3.7	4.8
Driving Offences	26.8	6.1	41.9	34.7	6.5	102.6	91.6	17.4	25.1
Licence, Registration	9.5	4.7	2.7	1.1	9.4	28.2	1.1	0.6	6.7
Other Traffic Offs.	0.4	0.1	0.9	0.6	-	1.1	7.9	1.2	0.5
Other Offences	0.8	0.8	0.6	4.7	1.5	7.8	1.1	-	1.4
Unknown, not Stated	0.3	0.1	7.2	-	0.1	8.1	-	-	1.5
TOTAL PERSONS	341.1	191.6	395.8	348.5	280.8	570.0	481.8	140.1	309.7

Note: This Table should be read in conjunction with Explanatory Notes 1, 2, 3 and 13.

TABLE 4. NUMBER OF PERSONS SERVING ORDERS, BY JURISDICTION AND STATE OR TERRITORY OF ORIGINAL ORDER

STATE/TERRITORY OF ORDER	JURISDICTION (OF SUPERVISION)								AUSTRALIA
	N.S.W.	VIC.	QLD.	W.A.	S.A.	TAS.	N.T.	A.C.T.	
New South Wales	11630	180	274	38	65	13	20	89	12309
Victoria	61	4827	54	20	21	9	4	2	4998
Queensland	212	68	5988	16	15	13	17	6	6335
Western Australia	40	34	15	2952	17	4	13	4	3079
South Australia	27	45	11	14	2412	3	14	2	2523
Tasmania	1	7	4	3	1	1569	1	-	1586
Northern Territory	6	7	6	10	7	1	355	1	393
Aust. Cap. Territory	32	9	3	2	-	-	2	122	170
Australia Unspecified	-	-	-	1	-	4	-	-	5
TOTAL PERSONS	12009	5177	6355	3056	2538	1616	426	226	31403

Note: This Table should be read in conjunction with Explanatory Notes 1, 2 and 3.

TABLE 5. NUMBER OF PERSONS SERVING ORDERS, BY JURISDICTION AND ABORIGINALITY

ABORIGINALITY	N.S.W.	VIC.	QLD.	W.A.	S.A.	TAS.	N.T.	A.C.T.	AUSTRALIA
Aboriginal, Torres	-	127	-	400	185	79	220	7	1018
St. Islander	-	-	-	-	-	-	-	-	-
Other	-	4828	-	2656	2275	1147	205	177	11283
Unknown/Not Stated	12009	222	6355	-	78	390	1	42	19097
TOTAL PERSONS	12009	5177	6355	3056	2538	1616	426	226	31403

Note: This Table should be read in conjunction with Explanatory Notes 1, 2, 3 and 5.

TABLE 6. NUMBER OF PERSONS SERVING ORDERS, BY JURISDICTION AND STATE OR COUNTRY OF BIRTH

STATE/COUNTRY OF BIRTH	N.S.W.	VIC.	QLD.	W.A.	S.A.	TAS	N.T.	A.C.T.	AUSTRALIA
Australia									
New South Wales	-	142	379	154	160	48	43	88	1014
Victoria	-	2870	143	153	175	69	28	14	3452
Queensland	-	200	2482	58	27	23	40	8	2838
Western Australia	-	29	40	1667	44	9	22	-	1811
South Australia	-	52	34	51	1392	9	26	4	1568
Tasmania	-	48	20	24	10	1230	3	3	1338
Northern Territory	-	2	9	9	9	-	223	1	253
Aust. Cap. Territory	-	2	8	4	1	2	3	35	55
Aust. Unspecified	-	725	2424	23	69	3	-	6	3250
TOTAL AUSTRALIA	-	4070	5539	2143	1887	1393	388	159	15579
New Zealand	-	47	142	63	27	9	7	2	297
Papua New Guinea	-	4	20	2	-	1	-	1	28
Other Oceania	-	5	15	6	-	1	-	-	27
Vietnam	-	7	9	4	6	1	-	2	29
Other Indo-China	-	2	2	4	1	-	-	-	9
Other Asia	-	35	16	34	10	2	3	1	101
UK, Eire	-	251	176	412	302	31	13	9	1194
Greece	-	64	6	2	33	1	1	-	107
Italy	-	78	12	30	31	1	-	3	154
Yugoslavia	-	90	15	25	19	1	2	7	159
Other W. Europe	-	95	51	54	69	6	8	4	287
East Europe	-	62	17	27	40	2	2	2	152
USA	-	4	10	7	-	2	-	1	24
Canada	-	1	7	5	2	-	-	-	15
Other America	-	4	1	4	6	1	-	-	16
Africa	-	22	5	17	4	2	1	2	53
Lebanon	-	24	6	1	5	-	-	1	37
Turkey	-	40	1	2	3	-	-	-	46
Other Middle East	-	13	3	3	4	-	-	-	23
Unknown/Not Stated	12009	259	302	211	89	162	1	32	13065
TOTAL PERSONS	12009	5177	6355	3056	2538	1616	426	226	31404

Note: This Table should be read in conjunction with Explanatory Notes 1, 2, 3 and 6.

NATIONAL CENSUS OF COMMUNITY-BASED CORRECTIONS 1985-86

TABLE 7. NUMBER OF PERSONS SERVING ORDERS, BY JURISDICTION AND LOCATION OF ADDRESS AT CENSUS DATE

Persons Serving Orders in NSW		Persons Serving Orders in Victoria	
NEW SOUTH WALES STATISTICAL DIVISIONS		VICTORIAN STATISTICAL DIVISIONS	
Sydney	7073	Melbourne	3854
Hunter	1040	Barwon	187
Illawarra	626	South-Western	81
Richmond-Tweed	331	Central Highlands	183
Mid-North Coast	516	Wimmera	52
Northern	612	North Mallee	95
North-Western	182	Loddon-Campaspe	152
Central-West	418	Goulburn	112
South-Eastern	448	North-Eastern	60
Murrumbidgee	315	East Gippsland	44
Murray	296	Central Gippsland	155
Far West	130	East Central	34
Unspecified	25	Victoria Unspecified	18
Total New South Wales	12009	Total Victoria	5027
TOTAL	12009	New South Wales	35
Persons Serving Orders in Queensland		Queensland	15
QUEENSLAND STATISTICAL DIVISIONS		Western Australia	13
Brisbane	2523	South Australia	15
Moreton	1241	Tasmania	2
Wide Bay-Burnett	238	Northern Territory	5
Darling Downs	394	Australian Capital Territory	2
South-West	23	Overseas	6
Fitzroy	232	No Fixed Address	5
Central West	7	Unknown	52
Mackay	168	TOTAL	5177
Northern	473	Persons Serving Orders in W.A.	
Far North	497	WESTERN AUSTRALIA STATISTICAL DIVISIONS	
North-Western	155	Perth	2001
Total Queensland	5951	South-West	239
New South Wales	66	Lower Great Southern	24
Victoria	20	Upper Great Southern	53
Western Australia	9	Midlands	72
South Australia	10	South-Eastern	121
Tasmania	1	Central	94
Northern Territory	8	Pilbara	76
Overseas	15	Kimberley	75
No Fixed Address	7	Western Australia Unspecified	18
Unknown	268	Total Western Australia	2773
TOTAL	6355	New South Wales	7
Persons Serving Orders in South Australia		Victoria	6
SOUTH AUSTRALIAN STATISTICAL DIVISIONS		Queensland	10
Adelaide	1826	South Australia	2
Outer Adelaide	61	Tasmania	1
Yorke and Lower North	39	Northern Territory	7
Murray Lands	79	Australian Capital Territory	1
South-East	117	Overseas	9
Eyre	54	No Fixed Address	7
Northern	211	Unknown	233
Total South Australia	2387	TOTAL	3056
New South Wales	3	Persons Serving Orders in Tasmania	
Victoria	5	TASMANIAN STATISTICAL DIVISIONS	
Queensland	1	Hobart	571
Northern Territory	5	Southern	41
No Fixed Address	113	Northern	375
Unknown	24	Mersey-Lyell	393
TOTAL	2538	Tasmania Unspecified	1
Persons Serving Orders in N.T.		Total Tasmania	1381
NORTHERN TERRITORY STATISTICAL DIVISIONS		New South Wales	3
Darwin	179	Victoria	8
Balance of Northern Territory	208	Queensland	2
Total Northern Territory	387	Western Australia	1
Queensland	1	South Australia	1
Western Australia	6	Australian Capital Territory	2
South Australia	2	Overseas	1
No Fixed Address	3	No Fixed Address	7
Unknown	27	Unknown	210
TOTAL	426	TOTAL	1616
Persons Serving Orders in A.C.T.		Persons Serving Orders in A.C.T.	
NORTHERN TERRITORY STATISTICAL DIVISIONS		Australian Capital Territory	
Darwin	179	159	
Balance of Northern Territory	208	63	
Total Northern Territory	387	4	
Queensland	1	TOTAL	
Western Australia	6	226	
South Australia	2		
No Fixed Address	3		
Unknown	27		
TOTAL	426		

Note: This Table should be read in conjunction with Explanatory Notes 1, 2, 3 and 7.

TABLE 8. NUMBER OF PERSONS SERVING ORDERS, BY JURISDICTION AND MARITAL STATUS AT CENSUS DATE

MARITAL STATUS	N.S.W.	VIC.	QLD.	W.A.	S.A.	TAS.	N.T.	A.C.T.	AUSTRALIA
Never Married	-	2833	4013	1535	1311	875	246	105	10918
Married (inc. de facto)	-	1581	1602	988	728	435	134	88	5556
Separated (not divorced)	-	308	325	271	167	67	15	9	1162
Divorced	-	253	278	161	227	74	21	11	1025
Widowed	-	54	28	20	45	7	3	2	159
Unknown/Not Stated	12009	148	109	81	60	158	7	11	12583
TOTAL PERSONS	12009	5177	6355	3056	2538	1616	426	226	31403

Note: This Table should be read in conjunction with Explanatory Notes 1, 2, 3 and 8.

TABLE 9. NUMBER OF PERSONS SERVING ORDERS, BY JURISDICTION AND EMPLOYMENT STATUS AT CENSUS DATE

EMPLOYMENT STATUS	N.S.W.	VIC.	QLD.	W.A.	S.A.	TAS.	N.T.	A.C.T.	AUSTRALIA
Employed	-	2371	2551	1255	580	431	156	135	7479
Unemployed (seeking work)	-	1854	2559	1100	1210	834	196	62	7815
Home duties	-	187	205	153	75	53	8	2	683
Student	-	48	100	68	-	15	5	3	239
Pensioner	-	398	355	231	413	75	19	12	1503
Other	-	142	243	87	252	27	25	1	777
Unknown/Not Stated	12009	177	342	162	8	181	17	11	12907
TOTAL PERSONS	12009	5177	6355	3056	2538	1616	426	226	31403

Note: This Table should be read in conjunction with Explanatory Notes 1, 2, 3 and 9.

TABLE 10. NUMBER OF PERSONS SERVING ORDERS, BY JURISDICTION AND HIGHEST LEVEL OF EDUCATION ATTAINED

LEVEL OF EDUCATION	N.S.W.	VIC.	QLD.	W.A.	S.A.	TAS.	N.T.	A.C.T.	AUSTRALIA
Tertiary	-	145	83	61	-	16	7	5	317
Technical/Trade	-	222	170	186	5	3	26	22	634
Post Secondary(undefined)	-	57	58	59	738	586	2	3	1503
Completed Secondary	-	253	637	470	60	-	31	48	1499
Part Secondary	-	3791	4681	1938	1330	759	236	114	12849
Primary Only	-	240	538	103	232	38	104	6	1261
No Formal Schooling	-	23	25	16	55	3	8	-	130
Unknown/Not Stated	12009	446	163	223	118	211	12	28	13210
TOTAL PERSONS	12009	5177	6355	3056	2538	1616	426	226	31403

Note: This Table should be read in conjunction with Explanatory Notes 1, 2, 3 and 10.

TABLE 11. NUMBER OF PERSONS SERVING ORDERS, BY JURISDICTION AND KNOWN PRIOR ADULT CORRECTIONAL EXPERIENCE

PRIOR CORRECTIONS	N.S.W.	VIC.	QLD.	W.A.	S.A.	TAS.	N.T.	A.C.T.	AUSTRALIA
Supervised Order	-	844	784	544	263	245	45	58	2783
Prison Sentence	-	676	380	228	134	138	70	10	1636
Both	-	829	296	352	304	326	101	26	2234
Neither	-	2713	3954	1784	-	907	183	69	9610
Unknown/Not Stated	12009	115	941	148	1837	-	27	63	15140
TOTAL PERSONS	12009	5177	6355	3056	2538	1616	426	226	31403

Note: This Table should be read in conjunction with Explanatory Notes 1, 2, 3 and 11.

TABLE 12. NUMBER OF PERSONS SERVING ORDERS, BY JURISDICTION AND KNOWN FEDERAL OFFENDER STATUS

FEDERAL OFFENDER	N.S.W.	VIC.	QLD.	W.A.	S.A.	TAS.	N.T.	A.C.T.	AUSTRALIA
Yes	99	-	77	74	107	13	5	7	382
No	11910	-	5693	2982	2282	1581	421	182	25051
Unknown/Not Stated	-	5177	585	-	149	22	-	37	5970
TOTAL PERSONS	12009	5177	6355	3056	2538	1616	426	226	31403

Note: This Table should be read in conjunction with Explanatory Notes 1, 2, 3 and 14.

TABLE 13. NUMBER OF PERSONS SERVING ORDERS, BY JURISDICTION AND LEVEL OF COURT ORIGINATING ORDERS(S)

LEVEL OF COURT	N.S.W.	VIC.	QLD.	W.A.	S.A.	TAS.	N.T.	A.C.T.	AUSTRALIA
Supreme	494	-	502	213	139	137	70	40	1595
District/County	3773	-	1270	952	255	15	13	34	6312
Magistrates'	7175	-	4507	1697	1582	1322	334	148	16765
Children's	480	-	8	176	-	89	6	1	760
Other	19	-	24	4	368	31	1	1	448
Unknown/Not Stated	68	5177	44	14	194	22	2	2	5523
TOTAL PERSONS	12009	5177	6355	3056	2538	1616	426	226	31403

Note: This Table should be read in conjunction with Explanatory Notes 1, 2, 3 and 15.

TABLE 14. NUMBER OF PERSONS SERVING ORDERS, BY JURISDICTION AND AGGREGATE TIME BETWEEN COMMENCEMENT OF CURRENT ORDERS AND EXPECTED COMPLETION DATE

AGGREGATE DURATION	N.S.W.	VIC.	QLD.	W.A.	S.A.	TAS.	N.T.	A.C.T.	AUSTRALIA
Under 3 months	2	9	23	5	-	-	3	-	42
Exactly 3 months	12	52	5	-	3	5	1	-	78
Over 3 & under 6 mths	16	148	13	9	7	2	2	1	198
Exactly 6 months	36	191	74	156	17	60	14	1	549
Over 6 & under 9 mths	84	109	24	24	21	6	5	-	273
Exactly 9 months	71	83	92	46	27	20	7	1	347
Over 9 & under 12 mths	93	46	65	69	39	5	8	2	327
Exactly 12 months	1502	1113	2010	882	392	443	145	22	6509
Over 12 & under 18 mths	209	106	131	110	66	56	13	11	702
Exactly 18 months	451	448	510	261	238	189	39	6	2142
Over 18 & under 24 mths	223	71	118	118	79	51	10	5	675
Exactly 2 years	2556	1511	1662	789	788	354	81	81	7822
Over 2 & under 3 yrs	651	222	306	227	164	117	16	15	1718
Exactly 3 years	3868	669	982	165	475	84	16	46	6305
Over 3 & under 5 yrs	1196	236	213	156	140	44	20	23	2028
Exactly 5 years	583	98	22	15	15	1	1	4	739
Over 5 & under 10 yrs	416	48	33	23	32	2	10	5	569
Exactly 10 years	10	1	2	1	10	2	1	-	27
Over 10 years	30	9	40	-	6	-	1	2	88
Indefinite	-	7	28	-	18	6	4	1	64
Unknown/Not Stated	-	-	2	-	1	169	29	-	201
TOTAL PERSONS	12009	5177	6355	3056	2538	1616	426	226	31403

Note: This Table should be read in conjunction with Explanatory Notes 1, 2, 3 and 16.

TABLE 15. NUMBER OF PERSONS SERVING ORDERS, BY JURISDICTION AND TIME ALREADY SERVED SINCE COMMENCEMENT OF CURRENT ORDERS

TIME SERVED	N.S.W.	VIC.	QLD.	W.A.	S.A.	TAS.	N.T.	A.C.T.	AUSTRALIA
Under 3 months	1985	1362	1418	740	444	299	156	29	6433
3 & under 6 mths	1825	927	1183	542	351	257	78	31	5194
6 & under 9 mths	1587	596	881	514	349	242	56	31	4256
9 & under 12 mths	1458	602	769	435	341	297	32	32	3966
12 & under 18 mths	2275	819	930	424	477	258	41	41	5265
18 & under 24 mths	1337	509	682	283	337	183	40	39	3410
2 & under 3 yrs	1170	277	397	90	203	69	15	17	2238
3 & under 5 yrs	337	71	46	25	27	9	4	4	523
5 & under 10 yrs	34	11	12	3	5	2	3	-	70
10 years & over	1	3	37	-	3	-	1	2	47
Unknown/Not Stated	-	-	-	-	1	-	-	-	1
TOTAL PERSONS	12009	5177	6355	3056	2538	1616	426	226	31403

Note: This Table should be read in conjunction with Explanatory Notes 1, 2, 3 and 17.

TABLE 16. NUMBER OF PERSONS SERVING ORDERS, BY JURISDICTION AND TIME REMAINING TO SERVE ON CURRENT ORDERS

TIME TO SERVE	N.S.W.	VIC.	QLD.	W.A.	S.A.	TAS.	N.T.	A.C.T.	AUSTRALIA
Under 3 months	490	537	551	291	203	186	35	19	2312
3 & under 6 mths	973	716	925	571	324	321	44	24	3398
6 & under 9 mths	1047	771	929	433	312	222	79	34	3327
9 & under 12 mths	1344	787	1246	533	370	259	77	17	4633
12 & under 18 mths	2143	974	1229	566	525	247	83	43	5310
18 & under 24 mths	2052	746	716	372	395	141	40	32	4494
2 & under 3 yrs	2770	458	595	216	294	58	20	39	4450
3 & under 5 yrs	997	162	117	65	64	5	13	12	1435
5 & under 10 yrs	172	15	16	9	30	2	3	3	250
10 years & over	21	11	29	-	20	6	4	3	94
Unknown/Not Stated	-	-	2	-	1	169	28	-	200
TOTAL PERSONS	12009	5177	6355	3056	2538	1616	426	226	31403

Note: This Table should be read in conjunction with Explanatory Notes 1, 2, 3 and 18.

TABLE 17. NUMBER OF PERSONS SERVING ORDERS, BY JURISDICTION AND SPECIAL CONDITIONS ATTACHED TO CURRENT ORDERS

CONDITIONS	N.S.W.	VIC.	QLD.	W.A.	S.A.	TAS.	N.T.	A.C.T.	AUSTRALIA
Restrictions on Freedom of movement	904	-	179	671	1	922	64	66	2807
Restrictions on Associates	281	-	48	62	139	951	2	19	1484
Restitution/Fine (inc. Community Serv. if imposed as condition of other order)	1665	1550	1599	751	265	120	21	32	6003
Alcohol/Drug/Psychiatric Treatment	2969	304	1033	605	652	481	88	61	6193
Driving Restrictions or Education	30	-	170	12	19	97	2	8	338
Curfew	-	-	1	-	-	5	-	-	6
Remain in Employment	347	-	12	225	-	940	5	14	1543
Other	4644	512	99	-	483	197	18	5	5958
TOTAL PERSONS	12009	5177	6355	3056	2538	1616	426	226	31403

Note: This Table should be read in conjunction with Explanatory Notes 1, 2, 3 and 19.

TABLE 18. NUMBER OF PERSONS SERVING PRE-SENTENCE SUPERVISION ORDERS, BY JURISDICTION AND DURATION OF ORDERS

DURATION	N.S.W.	QLD	S.A.	A.C.T.	AUSTRALIA
Under 3 months	3	-	-	-	3
Exactly 3 months	16	-	-	-	16
Over 3 & under 6 mths	10	-	-	1	11
Exactly 6 months	9	1	-	-	10
Over 6 & under 9 mths	9	-	-	-	9
Exactly 9 months	2	-	-	-	2
Over 9 & under 12 mths	2	-	-	-	2
Exactly 12 months	2	-	-	-	2
Unknown/Not Stated	7	-	1	1	9
TOTAL PERSONS	60	1	1	2	64

Note: This Table should be read in conjunction with Explanatory Notes 1, 2, 3, 12 and 20.

TABLE 19. NUMBER OF PERSONS SERVING FINE OPTION ORDERS, BY JURISDICTION AND DURATION OF ORDERS

DURATION	QLD	AUSTRALIA
Under 25 hours	8	8
25 & under 50 hours	65	65
50 & under 100 hours	152	152
100 & under 150 hrs	175	175
150 & under 200 hrs	89	89
200 & under 300 hrs	191	191
300 & under 500 hrs	17	17
Over 500 hours	2	2
TOTAL PERSONS	699	699

Note: This Table should be read in conjunction with Explanatory Notes 1, 2, 3, 12 and 20.

TABLE 20. NUMBER OF PERSONS SERVING PROBATION/SUPERVISED RECOGNISANCES, BY JURISDICTION AND DURATION OF ORDERS

DURATION	N.S.W.	VIC.	QLD	W.A.	S.A.	TAS.	N.T.	A.C.T.	AUSTRALIA
Under 3 months	1	-	-	-	-	-	-	-	1
Exactly 3 months	1	-	-	-	-	5	1	-	7
Over 3 & under 6 mths	2	-	2	-	2	1	1	-	8
Exactly 6 months	18	3	78	150	8	55	6	1	319
Over 6 & under 9 mths	1	-	5	1	6	-	1	-	14
Exactly 9 months	24	3	86	32	5	19	4	-	173
Over 9 & under 12 mths	5	-	3	2	5	-	1	1	17
Exactly 12 months	662	564	970	569	127	455	107	18	3472
Over 12 & under 18 mths	19	26	29	9	15	3	2	3	106
Exactly 18 months	444	393	513	257	115	149	34	6	1911
Over 18 & under 24 mths	16	10	7	3	31	1	-	1	69
Exactly 2 years	2626	1426	1512	802	251	317	54	70	7058
Over 2 & under 3 yrs	132	121	95	22	19	11	2	-	402
Exactly 3 years	3718	622	845	155	5	82	9	36	5472
Over 3 & under 5 yrs	683	145	60	18	160	17	1	8	1092
Exactly 5 years	478	76	16	3	1	8	-	2	584
Over 5 years	114	4	2	-	5	-	-	-	125
Unknown/Not Stated	-	-	1	-	1	-	-	-	2
TOTAL PERSONS	8944	3393	4224	2023	756	1123	223	146	20832

Note: This Table should be read in conjunction with Explanatory Notes 1, 2, 3, 12 and 20.

NATIONAL CENSUS OF COMMUNITY-BASED CORRECTIONS 1985-86

TABLE 21. NUMBER OF PERSONS SERVING COMMUNITY SERVICE/WORK ORDERS, BY JURISDICTION AND DURATION OF ORDERS

DURATION	N.S.W.	VIC.	QLD.	W.A.	S.A.	TAS.	N.T.	AUSTRALIA
Under 25 hours	1	3	-	-	-	5	-	9
25 & under 50 hours	15	30	100	40	-	26	7	218
50 & under 100 hours	118	111	177	156	37	120	14	733
100 & under 150 hrs	612	89	239	270	141	88	17	1456
150 & under 200 hrs	261	62	165	151	24	47	10	720
200 & under 300 hrs	442	68	294	172	26	43	3	1048
300 & under 500 hrs	196	25	-	1	-	8	1	231
Over 500 hours	2	-	-	-	-	-	-	2
Unknown/Not Stated	-	-	2	-	-	-	-	2
TOTAL PERSONS	1647	388	977	790	228	337	52	4419

Note: This Table should be read in conjunction with Explanatory Notes 1, 2, 3, 12 and 20

TABLE 22. NUMBER OF PERSONS SERVING ATTENDANCE CENTRE ORDERS BY JURISDICTION AND DURATION OF ORDERS

DURATION	VIC.	AUSTRALIA
Under 3 months	10	10
Exactly 3 months	50	50
Over 3 & under 6 mths	88	88
Exactly 6 months	113	113
Over 6 & under 9 mths	45	45
Exactly 9 months	45	45
Over 9 & under 12 mths	20	20
Exactly 12 months	96	96
Unknown/Not Stated	2	2
TOTAL PERSONS	469	469

Note: This Table should be read in conjunction with Explanatory Notes 1, 2, 3, 12 and 20.

TABLE 23. NUMBER OF PERSONS SERVING SUPERVISED SUSPENDED (PRISON) SENTENCES, BY JURISDICTION AND DURATION OF ORDERS

DURATION	S.A.	TAS.	N.T.	A.C.T.	AUSTRALIA
Under 3 months	-	-	25	-	25
Exactly 3 months	-	-	15	-	15
Over 3 & under 6 mths	1	-	23	-	24
Exactly 6 months	6	3	15	-	24
Over 6 & under 9 mths	-	-	8	-	8
Exactly 9 months	7	1	3	-	11
Over 9 & under 12 mths	5	-	4	-	9
Exactly 12 months	95	77	18	5	195
Over 12 & under 18 mths	5	1	3	-	9
Exactly 18 months	137	83	4	-	224
Over 18 & under 24 mths	9	1	-	-	10
Exactly 2 years	561	165	4	10	740
Over 2 & under 3 yrs	16	1	1	1	19
Exactly 3 years	15	39	-	3	57
Over 3 & under 5 yrs	325	7	2	-	334
Exactly 5 years	-	1	-	1	2
Over 5 & under 10 yrs	3	1	-	-	4
Indefinite	2	-	-	-	2
TOTAL PERSONS	1187	380	125	20	1712

Note: This Table should be read in conjunction with Explanatory Notes 1, 2, 3, 12 and 20.

TABLE 24. NUMBER OF PERSONS SERVING AFTER-CARE PROBATION/PARTIALLY SUSPENDED PRISON SENTENCES, BY JURISDICTION AND DURATION OF ORDERS.

DURATION	N.S.W.	QLD.	S.A.	N.T.	A.C.T.	AUSTRALIA
Over 3 & under 6 mths	5	-	1	-	-	6
Exactly 6 months	10	-	3	5	-	18
Over 6 & under 9 mths	87	1	1	-	-	89
Exactly 9 months	51	3	1	1	1	57
Over 9 & under 12 mths	56	1	-	-	-	57
Exactly 12 months	34	28	3	32	-	97
Over 12 & under 18 mths	120	7	-	1	-	128
Exactly 18 months	15	31	4	9	-	59
Over 18 & under 24 mths	69	2	-	2	-	73
Exactly 2 years	12	238	33	29	1	313
Over 2 & under 3 yrs	64	49	3	-	-	116
Exactly 3 years	6	214	3	4	4	231
Over 3 & under 5 yrs	13	3	26	-	-	42
Exactly 5 years	3	-	-	-	-	3
Over 5 & under 10 yrs	5	-	5	-	-	10
Indefinite	-	-	1	-	-	1
TOTAL PERSONS	550	577	84	83	6	1300

Note: This Table should be read in conjunction with Explanatory Notes 1, 2, 3, 12 and 20.

TABLE 25. NUMBER OF PERSONS SERVING PRE-RELEASE ORDERS, BY JURISDICTION AND DURATION OF ORDERS

DURATION	VIC.	AUSTRALIA
Exactly 3 months	5	5
Over 3 & under 6 mths	57	57
Exactly 6 months	58	58
Over 6 & under 9 mths	40	40
Exactly 9 months	6	6
Over 9 & under 12 mths	10	10
Exactly 12 months	27	27
TOTAL PERSONS	203	203

Note: This Table should be read in conjunction with Explanatory Notes 1, 2, 3, 12 and 20.

TABLE 26. NUMBER OF PERSONS ON PAROLE/LICENCE, BY JURISDICTION AND DURATION OF ORDERS

DURATION	N.S.W.	VIC.	QLD.	W.A.	S.A.	TAS.	N.T.	A.C.T.	AUSTRALIA
Exactly 3 months	-	2	3	-	1	-	-	-	6
Over 3 & under 6 mths	4	11	7	4	3	-	1	-	30
Exactly 6 months	2	29	6	13	3	14	-	-	67
Over 6 & under 9 mths	8	30	9	23	19	1	4	-	94
Exactly 9 months	4	39	8	17	14	3	2	-	87
Over 9 & under 12 mths	4	17	11	40	33	2	3	-	110
Exactly 12 months	8	94	19	24	21	5	2	2	175
Over 12 & under 18 mths	35	75	30	90	42	2	5	6	285
Exactly 18 months	25	58	18	17	6	8	-	1	133
Over 18 & under 24 mths	80	57	23	76	32	2	1	1	272
Exactly 2 years	42	102	22	32	10	6	1	2	217
Over 2 & under 3 yrs	334	94	63	176	78	2	9	14	770
Exactly 3 years	323	58	30	26	6	2	3	5	453
Over 3 & under 5 yrs	430	82	83	130	83	5	18	16	847
Exactly 5 years	130	24	13	14	3	-	2	1	187
Over 5 & under 10 yrs	172	53	31	20	48	1	10	4	339
Indefinite	149	7	20	1	18	3	4	-	202
Unknown/Not Stated	-	-	2	2	-	-	-	-	4
TOTAL PERSONS	1750	832	398	705	420	56	65	52	4278

Note: This Table should be read in conjunction with Explanatory Notes 1, 2, 3, 12 and 20

NATIONAL CENSUS OF COMMUNITY-BASED CORRECTIONS 1985-86

TABLE 27. NUMBERS OF PERSONS SERVING PRE-SENTENCE SUPERVISION ORDERS, BY JURISDICTION AND REQUIRED REPORTING FREQUENCY

FREQUENCY	N.S.W.	QLD.	S.A.	A.C.T.	AUSTRALIA
Weekly	-	1	-	-	1
Fortnightly	-	-	1	1	2
Less than Once a Month	-	-	-	1	1
Unknown/Not Stated	60	-	-	-	60
TOTAL PERSONS	60	1	1	2	64

Note: This Table should be read in conjunction with Explanatory Notes 1, 2, 3, 12 and 21.

TABLE 28. NUMBER OF PERSONS SERVING FINE OPTION ORDERS, BY JURISDICTION AND REQUIRED FREQUENCY

FREQUENCY	QLD.	AUSTRALIA
More than Once Weekly	221	221
Weekly	296	296
Fortnightly	23	23
Monthly	40	40
Less than Once a Month	7	7
Supervision Suspended	59	59
Awaiting Allocation	37	37
Unknown/Not Stated	16	16
TOTAL PERSONS	699	699

Note: This Table should be read in conjunction with Explanatory Notes 1, 2, 3, 12 and 21.

TABLE 29. NUMBERS OF PERSONS SERVING PROBATION/SUPERVISED RECOGNISANCES, BY JURISDICTION AND REQUIRED REPORTING FREQUENCY

FREQUENCY	N.S.W.	VIC.	QLD.	W.A.	S.A.	TAS.	N.T.	A.C.T.	AUSTRALIA
More than Once Weekly	-	69	36	3	4	217	1	-	330
Weekly	-	313	231	16	20	256	48	7	891
Fortnightly	-	1003	830	195	174	368	64	11	2645
Monthly	-	1301	2364	1093	470	165	85	122	5600
Less than Once a Month	-	268	422	501	28	53	6	4	1282
Supervision Suspended	-	299	180	147	23	23	17	-	689
Awaiting Allocation	-	35	32	8	1	-	-	2	78
Unknown/Not Stated	8944	105	129	60	36	41	2	-	9317
TOTAL PERSONS	8944	3393	4224	2023	756	1123	223	146	20832

Note: This Table should be read in conjunction with Explanatory Notes 1, 2, 3, 12 and 21.

TABLE 30. NUMBERS OF PERSONS SERVING COMMUNITY SERVICE/WORK ORDERS, BY JURISDICTION AND REQUIRED REPORTING FREQUENCY

FREQUENCY	N.S.W.	VIC.	QLD.	W.A.	S.A.	TAS.	N.T.	AUSTRALIA
More than Once Weekly	-	127	247	130	-	-	-	504
Weekly	-	224	480	220	210	-	40	1174
Fortnightly	-	10	56	33	4	-	-	103
Monthly	-	6	38	121	-	-	-	165
Less than Once a Month	-	-	16	75	-	-	5	96
Supervision Suspended	-	3	76	85	3	-	7	174
Awaiting Allocation	-	10	37	29	1	-	-	77
Unknown/Not Stated	1647	8	27	97	10	337	-	2126
TOTAL PERSONS	1647	388	977	790	228	337	52	4419

Note: This Table should be read in conjunction with Explanatory Notes 1, 2, 3, 12 and 21.

NATIONAL CENSUS OF COMMUNITY-BASED CORRECTIONS 1985-86

TABLE 31. NUMBER OF PERSONS SERVING SUPERVISED SUSPENDED PRISON SENTENCES BY JURISDICTION AND REQUIRED REPORTING FREQUENCY

FREQUENCY	S.A.	TAS.	N.T.	A.C.T.	AUSTRALIA
More than Once Weekly	3	60	-	-	63
Weekly	24	43	1	-	68
Fortnightly	216	120	8	2	346
Monthly	772	88	11	14	885
Less than Once a Month	55	36	93	3	187
Supervision Suspended	39	16	12	1	68
Awaiting Allocation	5	-	-	-	5
Unknown/Not Stated	73	17	-	-	90
TOTAL PERSONS	1187	380	125	20	1712

Note: This Table should be read in conjunction with Explanatory Notes 1, 2, 3, 12 and 21.

TABLE 32. NUMBERS OF PERSONS SERVING AFTER-CARE PROBATION/PARTIALLY SUSPENDED PRISON SENTENCES, BY JURISDICTION AND REQUIRED REPORTING FREQUENCY

FREQUENCY	N.S.W.	QLD.	S.A.	N.T.	A.C.T.	AUSTRALIA
More than Once Weekly	-	3	-	-	-	3
Weekly	-	85	5	13	1	104
Fortnightly	-	138	15	16	1	170
Monthly	-	262	42	42	3	349
Less than Once a Month	-	18	2	2	1	23
Supervision Suspended	-	39	10	10	-	59
Awaiting Allocation	-	13	-	-	-	13
Unknown/Not Stated	550	19	10	-	-	579
TOTAL PERSONS	550	577	84	83	6	1300

Note: This Table should be read in conjunction with Explanatory Notes 1, 2, 3, 12 and 21.

TABLE 33. NUMBER OF PERSONS SERVING PRE-RELEASE ORDERS, BY JURISDICTION AND REQUIRED REPORTING FREQUENCY

FREQUENCY	VIC.	AUSTRALIA
More than Once Weekly	202	202
Supervision Suspended	1	1
TOTAL PERSONS	203	203

Note: This Table should be read in conjunction with Explanatory Notes 1, 2, 3, 12 and 21.

TABLE 34. NUMBERS OF PERSONS ON PAROLE/LICENCE, BY JURISDICTION AND REQUIRED REPORTING FREQUENCY

FREQUENCY	N.S.W.	VIC.	QLD.	W.A.	S.A.	TAS.	N.T.	A.C.T.	AUSTRALIA
More than Once Weekly	-	14	1	14	3	18	1	-	51
Weekly	-	59	27	1	70	12	9	2	180
Fortnightly	-	197	74	49	86	14	13	5	438
Monthly	-	368	229	384	204	11	41	30	1267
Less than Once a Month	-	121	39	220	10	-	-	15	405
Supervision Suspended	-	48	14	18	22	-	1	-	103
Awaiting Allocation	-	7	1	1	1	-	-	-	10
Unknown/Not Stated	1750	18	13	18	24	1	-	-	1824
TOTAL PERSONS	1750	832	398	705	420	56	65	52	4278

Note: This Table should be read in conjunction with Explanatory Notes 1, 2, 3, 12 and 21

NATIONAL CENSUS OF COMMUNITY-BASED CORRECTIONS 1985-86

TABLE 35: NUMBER OF PERSONS SERVING ORDERS, BY TYPE OF ORDER, AGE AND JURISDICTION

NEW SOUTH WALES

Age	Pre-Sentence Supervision	Probation, Supervised Recognition	Community Service/ Work Order	After-care Probation	Parole/ Licence
15	-	4	-	-	-
16	-	25	-	1	1
17	1	205	2	2	5
18	5	613	108	12	12
19	5	695	167	35	12
20	3	708	159	49	50
21	2	673	145	53	91
22	2	603	131	30	73
23	4	525	113	33	91
24	4	443	79	32	84
25-29	24	1956	349	144	499
30-34	6	1042	176	88	309
35-39	4	634	102	27	221
40-49	-	532	85	38	184
50-59	-	217	26	4	88
60-69	-	58	3	2	22
70 and over	-	11	2	-	8
TOTAL PERSONS	60	8944	1647	550	1750

VICTORIA

Age	Probation, Supervised Recognition	Community Service/ Work Order	Attendance Centre Order	Pre-release Order	Parole/ Licence
16	1	-	-	-	-
17	106	23	15	-	2
18	352	33	38	2	5
19	385	41	53	5	15
20	349	39	33	8	28
21	265	31	43	11	45
22	219	17	35	10	47
23	173	22	36	15	40
24	156	23	32	15	40
25-29	588	57	80	44	205
30-34	322	35	40	45	150
35-39	183	23	31	21	103
40-49	181	26	24	17	93
50-59	74	12	7	7	45
60-69	32	5	1	3	12
70 and over	5	-	1	-	2
Unknown/ Not Stated	2	1	-	-	-
TOTAL PERSONS	3393	388	469	203	832

Note: This Table should be read in conjunction with Explanatory Notes 1, 2, 3, 4 and 12.

NATIONAL CENSUS OF COMMUNITY-BASED CORRECTIONS 1985-86

TABLE 35: NUMBER OF PERSONS SERVING ORDERS, BY TYPE OF ORDER, AGE AND JURISDICTION (CONT'D)

QUEENSLAND						
Age	Pre-sentence Supervision	Fine Option Order	Probation, Supervised Recognition	Community Service/ Work Order	After-care Probation	Parole/ Licence
17	-	32	283	74	19	1
18	-	46	596	132	24	3
19	-	57	547	117	73	16
20	-	41	474	98	48	10
21	-	46	371	76	49	13
22	1	49	290	58	38	17
23	-	33	235	64	42	18
24	-	37	166	43	39	22
25-29	-	132	557	141	115	88
30-34	-	95	292	77	63	76
35-39	-	51	169	39	38	44
40-49	-	43	138	37	16	57
50-59	-	17	58	10	9	19
60-69	-	3	16	3	3	9
70 and over	-	-	1	-	-	3
Unknown/ Not Stated	-	17	31	8	1	1
TOTAL PERSONS	1	699	4224	977	577	397

WESTERN AUSTRALIA			
Age	Probation, Supervised Recognition	Community Service/ Work Order	Parole/ Licence
17	56	33	-
18	181	94	3
19	212	104	19
20	216	91	24
21	122	59	37
22	134	69	48
23	102	31	36
24	104	40	39
25-29	363	115	193
30-34	214	67	125
35-39	129	41	68
40-49	118	34	81
50-59	48	8	23
60-69	18	4	8
70 and over	6	-	1
TOTAL PERSONS	2023	790	705

Note: This Table should be read in conjunction with Explanatory Notes 1, 2, 3, 4 and 12.

NATIONAL CENSUS OF COMMUNITY-BASED CORRECTIONS 1985-86

TABLE 35: NUMBER OF PERSONS SERVING ORDERS, BY TYPE OF ORDER, AGE AND JURISDICTION (CONT'D)

SOUTH AUSTRALIA						
Age	Pre-sentence Supervision	Probation, Supervised Recognisance	Community Service/ Work Order	Supervised Suspended Prison Sentence	After-care Probation	Parole/ Licence
16	-	-	-	1	-	-
17	-	2	-	1	-	-
18	-	9	12	19	-	-
19	-	53	33	103	3	11
20	-	57	19	136	4	23
21	-	52	23	96	4	24
22	-	53	19	103	4	26
23	-	33	14	79	8	27
24	-	36	19	61	3	21
25-29	-	142	39	221	16	98
30-34	-	104	25	145	18	58
35-39	1	68	14	90	9	47
40-49	-	64	9	73	10	51
50-59	-	43	2	32	4	16
60-69	-	21	-	14	1	15
70 and over	-	7	-	4	-	3
Unknown/ Not Stated	-	12	-	9	-	-
TOTAL PERSONS	1	756	228	1187	84	420

TASMANIA				
Age	Probation, Supervised Recognisance	Community Service/ Work Order	Supervised Suspended Prison Sentence	Parole Licence
15	5	-	-	-
16	58	11	5	-
17	100	36	9	-
18	136	44	34	1
19	137	41	39	3
20	91	28	35	4
21	87	19	25	-
22	53	17	20	1
23	65	27	13	5
24	42	12	18	1
25-29	158	41	82	15
30-34	71	22	44	8
35-39	51	24	30	7
40-49	43	12	16	5
50-59	21	3	7	3
60-69	5	-	2	3
70 and over	-	-	1	-
TOTAL PERSONS	1123	337	380	56

Note: This Table should be read in conjunction with Explanatory Notes 1, 2, 3, 4 and 12.

TABLE 35: NUMBER OF PERSONS SERVING ORDERS, BY TYPE OF ORDER, AGE AND JURISDICTION (CONT'D)

NORTHERN TERRITORY					
Age	Probation, Supervised Recognisance	Community Service/ Work Order	Supervised Suspended Prison Sentence	After-care Probation	Parole/ Licence
16	1	-	1	-	-
17	18	7	11	5	1
18	26	13	13	7	3
19	31	5	13	9	1
20	20	4	9	6	3
21	21	7	5	5	1
22	12	-	5	3	6
23	10	1	4	5	5
24	4	-	4	4	2
25-29	26	4	16	8	10
30-34	22	3	20	12	14
35-39	13	3	10	10	4
40-49	10	4	7	6	9
50-59	6	-	4	1	4
60-69	2	1	1	-	1
Unknown/ Not Stated	1	-	2	2	-
TOTAL PERSONS	223	52	125	83	65

AUSTRALIAN CAPITAL TERRITORY					
Age	Pre-sentence Supervision	Probation, Supervised Recognisance	Supervised Suspended Prison Sentence	After-care Probation	Parole/ Licence
18	1	7	-	-	-
19	1	9	-	-	1
20	-	16	4	-	-
21	-	20	1	-	8
22	-	6	1	3	3
23	-	8	3	2	1
24	-	10	-	-	4
25-29	-	32	4	-	14
30-34	-	19	3	1	7
35-39	-	11	3	-	6
40-49	-	4	1	-	7
50-59	-	3	-	-	1
Unknown/ Not stated	-	1	-	-	-
TOTAL PERSONS	2	146	20	6	52

Note: This Table should be read in conjunction with Explanatory Notes 1, 2, 3, 4 and 12.

TABLE 35: NUMBER OF PERSONS SERVING ORDERS, BY TYPE OF ORDER, AGE AND JURISDICTION (CONT'D)

AUSTRALIA									
Age	Pre-Sentence Supervision	Fine Option Order	Probation, Supervised Recog.	Community Service Order	Attendance Centre Order	Supervised Suspended Sentence	After-Care Probation	Pre-Release Order	Parole/Licence
15	-	-	9	-	-	-	-	-	-
16	-	-	85	11	-	7	1	-	1
17	1	32	770	175	15	21	26	-	9
18	6	46	1920	436	38	66	43	2	27
19	6	57	2069	508	53	155	120	5	78
20	3	41	1931	438	33	184	107	8	142
21	2	46	1611	360	43	127	111	11	219
22	3	49	1370	311	35	129	78	10	221
23	4	33	1151	272	36	99	90	15	223
24	4	37	961	216	32	83	78	15	213
25-29	24	132	3822	746	80	323	283	44	122
30-34	6	95	2086	405	40	212	182	45	747
35-39	5	51	1258	246	31	133	84	21	500
40-49	-	43	1090	207	24	97	70	17	488
50-59	-	17	470	61	7	43	18	7	199
60-69	-	3	152	16	1	17	6	3	70
70 and over	-	-	30	2	1	5	-	-	18
Unknown/Not Stated	-	17	47	9	-	11	3	-	1
TOTAL PERSONS	64	699	20832	4419	469	1712	1300	203	4278


Note: This Table should be read in conjunction with Explanatory Notes 1, 2, 3, 4 and 12.

NATIONAL CENSUS OF COMMUNITY-BASED CORRECTIONS 1985-86

TABLE 36: NUMBER OF PERSONS SERVING ORDERS, BY TYPE OF ORDER, ABORIGINALITY AND JURISDICTION

Aboriginality	Pre-sentence Supervision	Fine Option Order	Probation, Supervised Recog.	Community Service Order	Attendance Centre Order	Sup'd Susp Prison Sentence	After care Probation	Pre- release Order	Parole / Licence
NEW SOUTH WALES									
Aboriginals, T.S.I.	-	-	-	-	-	-	-	-	-
Other	-	-	-	-	-	-	-	-	-
Unknown/Not Stated	60	-	8944	1647	-	-	550	-	1750
TOTAL N.S.W.	60	-	8944	1647	-	-	550	-	1750
VICTORIA									
Aboriginals, T.S.I.	-	-	76	15	10	-	-	4	22
Other	-	-	3134	368	446	-	-	197	790
Unknown/Not Stated	-	-	183	5	13	-	-	2	20
TOTAL VIC.	-	-	3393	388	469	-	-	203	832
QUEENSLAND									
Aboriginals, T.S.I.	-	-	-	-	-	-	-	-	-
Other	-	-	-	-	-	-	-	-	-
Unknown/Not Stated	1	699	4224	977	-	-	577	-	398
TOTAL QLD	1	699	4224	977	-	-	577	-	398
WESTERN AUSTRALIA									
Aboriginals, T.S.I.	-	-	219	114	-	-	-	-	124
Other	-	-	1804	676	-	-	-	-	581
Unknown/Not Stated	-	-	-	-	-	-	-	-	-
TOTAL W.A.	-	-	2023	790	-	-	-	-	705
SOUTH AUSTRALIA									
Aboriginals, T.S.I.	-	-	34	17	-	94	6	-	47
Other	1	-	703	199	-	1056	74	-	364
Unknown/Not Stated	-	-	19	12	-	37	4	-	9
TOTAL S.A.	1	-	756	228	-	1187	84	-	420
TASMANIA									
Aboriginals, T.S.I.	-	-	58	17	-	18	-	-	1
Other	-	-	799	202	-	289	-	-	50
Unknown/Not Stated	-	-	266	118	-	73	-	-	5
TOTAL TAS.	-	-	1123	337	-	380	-	-	56
NORTHERN TERRITORY									
Aboriginals, T.S.I.	-	-	109	15	-	62	54	-	31
Other	-	-	113	37	-	63	29	-	34
Unknown/Not Stated	-	-	1	-	-	-	-	-	-
TOTAL N.T.	-	-	223	52	-	125	83	-	65
AUSTRALIAN CAPITAL TERRITORY									
Aboriginals, T.S.I.	-	-	4	-	-	-	1	-	2
Other	2	-	113	-	-	19	4	-	39
Unknown/Not Stated	-	-	29	-	-	1	1	-	11
TOTAL A.C.T.	2	-	146	-	-	20	6	-	52
AUSTRALIA									
Aboriginals, T.S.I.	-	-	500	178	10	174	61	4	227
Other	3	-	6666	1482	446	1427	107	197	1858
Unknown/Not Stated	61	699	13666	2759	13	112	1132	2	2192
TOTAL AUSTRALIA	64	699	20832	4419	469	1713	1300	201	4277

Note: This Table should be read in conjunction with Explanatory Notes 1, 2, 3, 5 and 12.



APPENDIX 1

NATIONAL CENSUS OF COMMUNITY BASED CORRECTIONS JUNE 1985

DATA COLLECTION FORM
PART I - GENERAL INFORMATION

Sequence Number

--	--	--	--	--	--	--	--

A State/Territory of Supervision

The state in which the person is supervised

Code: 1 - NSW 2 - VIC 3 - QLD 4 - WA 5 - SA 6 - TAS 7 - NT 8 - ACT

1

B State/Territory of Sentence

The state in which the initial supervision order was imposed for this episode

Code: 1 - NSW 2 - VIC 3 - QLD 4 - WA 5 - SA 6 - TAS 7 - NT 8 - ACT

2

C Unique Personal Identifier

A number (up to 8 digits), unique to each person within the state, as employed for normal administration purposes.

3	4	5	6	7	8	9	10

D Sex

Code: 1 - Male 2 - Female

11

E Date of Birth

The day, month and year of birth

Note: If the day or month of birth is unknown, code 99.
If the exact year is unknown use best estimate.

12	13	14	15	16	17
d	d	m	m	y	y

F Aboriginality

The racial origin group to which the person considers him/herself to belong

Code: 1 - Aboriginal or Torres Strait Islander 2 - Non Aboriginal or Torres Strait Islander 9 - Unknown/Not Stated

18

G State/Country of Birth

The person's state or country of birth

Code: 01 - NSW	11 - New Zealand	41 - UK and Ireland	61 - Africa (Incl. Libya, Egypt)
02 - VIC	12 - Papua New Guinea	42 - Greece	62 - Lebanon
03 - QLD	13 - Other Oceania	43 - Italy	63 - Turkey
04 - WA	21 - Vietnam	44 - Yugoslavia	64 - Other Middle East
05 - SA	22 - Other Indo China	45 - Other West Europe	99 - Unknown/Not Stated
06 - TAS	31 - Other Asia	46 - East Europe	
07 - NT		51 - USA	
08 - ACT		52 - Canada	
09 - Australia unspecified		53 - Other Americas	

19	20

See Part 1 of Coding Manual for full list of countries and their codes

H Location of Current Address

If last known address was within the reporting state then the LGA code should be used.
See Part 2 of Coding Manual for LGA code list. Otherwise code to state level only as follows:

901 - NSW	904 - WA	907 - NT	910 - No Fixed Abode
902 - VIC	905 - SA	908 - ACT	999 - Unknown/Not stated
903 - QLD	906 - TAS	909 - Overseas	

21	22	23

I Current Marital Status

The person's actual (not necessarily legal) marital status

Code: 1 - Never Married 2 - Married (including de facto) 3 - Separated (not divorced) 4 - Divorced 5 - Widowed 9 - Unknown/Not stated

24

J Current Employment Status

Code: 1 - Employed (wage and salary earner or self-employed) 2 - Unemployed - seeking work 3 - Home duties 4 - Student 5 - Pensioner 6 - Other 9 - Unknown/Not stated

25

K Highest Level of Education Attained

Code: 1 - Tertiary (degree, diploma) 2 - Technical & Trade (e.g. apprenticeship) 3 - Post secondary undefined 4 - Completed secondary (certificate level) 5 - Part secondary 6 - Primary only 7 - No formal schooling 9 - Unknown/Not stated

26

L Known Prior Adult Correctional Experience

Is the person known to have previously been under any form of adult supervision?

Code: 1 - Supervised order 2 - Imprisonment under sentence 3 - Both 4 - Neither 9 - Unknown/Not stated

27

Questions M to T are overleaf:

APPENDIX 1 (continued)

PART II - ORDERS CURRENTLY APPLYING TO THIS PERSON

The required reporting frequency and duration of ALL orders currently applying to this person, coded as follows:
 Code Frequencies: 1 - More than once weekly 4 - Monthly 7 - Awaiting allocation
 2 - Weekly 5 - Less than once a month 9 - Unknown
 3 - Fortnightly 6 - Supervision suspended

Code Durations: Nearest whole number of hours or months (as appropriate) of supervision on each particular type of order. Leave blanks if no order of that type is being served.
 Enter 888 if duration is indefinite (e.g. release on license after life sentence)
 Enter 999 if duration is unknown.

M1 Orders Not Including Imprisonment:

	Reporting frequency	Total duration of this type of order
Probation/Supervised recognisance	28 <input type="text"/>	MONTHS: <input type="text"/> 29 <input type="text"/> 30 <input type="text"/>
Attendance centre	(not applicable)	MONTHS: <input type="text"/> 31 <input type="text"/> 32 <input type="text"/>
Community service/Work order	33 <input type="text"/>	HOURS: <input type="text"/> 34 <input type="text"/> 35 <input type="text"/> 36 <input type="text"/>
Fine option order	37 <input type="text"/>	HOURS: <input type="text"/> 38 <input type="text"/> 39 <input type="text"/> 40 <input type="text"/>
Supervised suspended (prison) sentence	41 <input type="text"/>	MONTHS: <input type="text"/> 42 <input type="text"/> 43 <input type="text"/>
Pre-sentence supervision orders (e.g. bail)	44 <input type="text"/>	MONTHS: <input type="text"/> 45 <input type="text"/> 46 <input type="text"/>
Other orders not including imprisonment (Specify	47 <input type="text"/>	HOURS: <input type="text"/> 48 <input type="text"/> 49 <input type="text"/> 50 <input type="text"/> OR MONTHS: <input type="text"/> 51 <input type="text"/> 52 <input type="text"/>

M2 Post-Prison Orders

Parole/License	53 <input type="text"/>	MONTHS: <input type="text"/> 54 <input type="text"/> 55 <input type="text"/>
Partially suspended sentence/After care probation	56 <input type="text"/>	MONTHS: <input type="text"/> 57 <input type="text"/> 58 <input type="text"/>
Pre-release order	59 <input type="text"/>	MONTHS: <input type="text"/> 60 <input type="text"/> 61 <input type="text"/>
Other post-prison order (Specify	62 <input type="text"/>	HOURS: <input type="text"/> 63 <input type="text"/> 64 <input type="text"/> 65 <input type="text"/> OR MONTHS: <input type="text"/> 66 <input type="text"/> 67 <input type="text"/>

PART III - SUPPLEMENTARY DETAILS OF ORDERS CURRENTLY APPLYING

N Date of Commencement of Order(s)

The day, month and year of commencement of current supervision order(s).
 For persons under multiple orders take the earliest commencement date.

68	69	70	71	72	73
<input type="text"/>	<input type="text"/>	<input type="text"/>	<input type="text"/>	<input type="text"/>	<input type="text"/>
d	d	m	m	y	y

O Most Serious Offence for which Currently Serving an Order

See Part 3 of Coding Manual for codes and coding rules

74	75	76
<input type="text"/>	<input type="text"/>	<input type="text"/>

P Known Federal Offence for which Currently Serving an Order

Is any offence known to be a Federal offence? Code: 1 - Yes 2 - No 9 - Unknown

77
<input type="text"/>

Q Level of Court Originating Order(s)

Note: 1. Where an episode comprises orders/sentences of various levels of court, select the level of court appropriate to the Most Serious Offence, not necessarily the highest level of court.
 11. Appeal courts should be recorded only where such courts have altered the length of or type of sentence appropriate to the Most Serious Offence.

Code: 1 - Supreme Court 3 - Magistrates' Court 5 - Other (e.g. administrative decision Federal Court of Australia)
 2 - District/County Court 4 - Children's Court 9 - Unknown/Not stated

78
<input type="text"/>

R Special Conditions

Enter 1 in the appropriate boxes if any of the listed conditions are known to apply. Leave other boxes blank.

Freedom of movement/ Geographical restrictions	79 <input type="text"/>	Associate(s)	80 <input type="text"/>	Restitution/Fine (Incl. Community Service)	81 <input type="text"/>
Alcohol/drug/psych treatment	82 <input type="text"/>	Driving	83 <input type="text"/>	Curfew	84 <input type="text"/>
Remain in employment	85 <input type="text"/>	Other (specify	86 <input type="text"/>		

S Expected Date of Completion of Order(s)

To be calculated in respect of the aggregate order
 Code: 88888 for indeterminate sentences.

87	88	89	90	91	92
<input type="text"/>	<input type="text"/>	<input type="text"/>	<input type="text"/>	<input type="text"/>	<input type="text"/>
d	d	m	m	y	y

T Current Status

At the date of census, while the order is still current, do any of the following apply?

Code: 1 - In prison 3 - Out of contact
 2 - Subject to breach proceedings 4 - Other temporary suspension of supervision (e.g. hospitalisation)

93
<input type="text"/>

NATIONAL CENSUS OF COMMUNITY-BASED CORRECTIONS 1985-86

**APPENDIX 2 - POPULATION AGED 17-69 AS AT 30.6.84,
BY JURISDICTION, SEX AND AGE***

AGE-GROUP	NSW	VIC	QLD	WA	SA	TAS	NT	ACT	TOTAL
MALES									
17 Years	43810	35302	21341	11919	11115	3748	1196	2049	130480
18 Years	43979	34485	20782	11756	11477	3490	1164	2124	129257
19 Years	44643	35898	20947	11903	11704	3820	1125	2112	132152
20-24 Years	236966	180194	111363	61323	58904	19181	6836	10832	685599
25-29 Years	223227	168059	105245	61361	55997	18044	7803	10412	650158
30-34 Years	217944	162635	100489	60140	54098	17198	7691	11712	631907
35-39 Years	209328	154775	96315	56090	50505	15885	6763	11456	601117
40-44 Years	167288	122634	75287	43575	38773	12696	5017	8049	473319
45-49 Years	143779	105873	62793	36581	33738	10671	3321	6414	403170
50-54 Years	135225	101039	57364	32533	33428	10308	2583	5046	377526
55-59 Years	137538	102109	57457	30641	35937	10381	2097	4670	380813
60-64 Years	120060	87184	52266	25962	31757	9239	1240	3662	331370
65-69 Years	90981	63842	40854	18609	24023	7406	699	2072	248486
TOTAL MALES AGED 17-69	1814768	1354020	822503	462393	451456	142067	47535	80610	5275361
FEMALES									
17 Years	41396	33657	20382	11390	10720	3524	1179	2024	124272
18 Years	41220	33377	20120	11283	10978	3590	1096	1998	123662
19 Years	42227	34094	20509	11487	11278	3669	1073	2056	126393
20-24 Years	228114	175869	106926	59712	58397	19335	6742	10884	665979
25-29 Years	219720	167244	100617	58773	54928	17889	7220	10854	637245
30-34 Years	212725	162055	97332	57816	53297	16679	6922	11992	618818
35-39 Years	202149	152361	92530	52277	50401	15582	5626	11134	582060
40-44 Years	159390	117796	71218	40409	38297	12173	3718	8052	451053
45-49 Years	136786	102659	59429	34203	33835	10366	2538	6045	385861
50-54 Years	129636	97168	55114	30376	32619	9917	1831	4817	361478
55-59 Years	136444	101088	56752	29005	35588	10196	1317	4513	374903
60-64 Years	129305	94610	54103	26811	34211	10026	931	3782	353779
65-69 Years	107384	75588	46425	21769	27792	8520	685	2598	290761
TOTAL FEMALES AGED 17-69	1705496	1347566	783007	414531	452341	141466	40878	80749	4966034
TOTAL PERSONS									
17 Years	85206	68959	41723	23309	22197	7272	2375	4073	254752
18 Years	85199	67862	40902	23039	22954	7080	2260	4122	252919
19 Years	86870	69992	41456	23390	22982	7489	2198	4168	258545
20-24 Years	456080	356063	218289	121035	117301	38516	13578	21716	1351578
25-29 Years	442947	335303	205862	120134	110925	35933	15023	21266	1287393
30-34 Years	430669	324690	197821	117956	107395	33877	14613	23704	1250725
35-39 Years	411477	307136	188845	108367	100906	31467	12389	22590	1183177
40-44 Years	326678	240430	146505	83984	77070	24869	8735	16101	924372
45-49 Years	280565	208532	122222	70784	67573	21037	5859	12459	789031
50-54 Years	264861	198207	112478	62909	66047	20225	4414	9863	739004
55-59 Years	273982	203197	114209	59646	71525	20577	3414	9183	755733
60-64 Years	249365	181794	106369	52773	65968	19265	2171	7444	685149
65-69 Years	198365	139430	87279	40378	51815	15926	1384	4670	539247
TOTAL PERSONS AGED 17-69	3520264	2701595	1605510	876924	903797	283533	88413	161359	10141395

* Source: 'Estimated Resident Population by Sex and Age: States and Territories of Australia, June 1984', Australian Bureau of Statistics (Cat.No.3201.0)

