



Australian Government

Australian Institute of Criminology

AIC reports

Statistical Report

60

**Sexual offending in Australia
2023–24**

Tom Sullivan

© Australian Institute of Criminology 2026

ISSN 2206-7930 (Online)
ISBN 978 1 922878 32 8 (Online)
<https://doi.org/10.52922/sr78328>

Apart from any fair dealing for the purpose of private study, research, criticism or review, as permitted under the *Copyright Act 1968* (Cth), no part of this publication may in any form or by any means (electronic, mechanical, microcopying, photocopying, recording or otherwise) be reproduced, stored in a retrieval system or transmitted without prior written permission. Inquiries should be addressed to the publisher.

Published by the Australian Institute of Criminology
GPO Box 1936 Canberra ACT 2601
Tel: (02) 6268 7166
Email: front.desk@aic.gov.au
Website: www.aic.gov.au

Please note: Minor revisions are occasionally made to publications after release. The online versions available on the AIC website will always include any revisions.

Disclaimer: This research report does not necessarily reflect the policy position of the Australian Government.

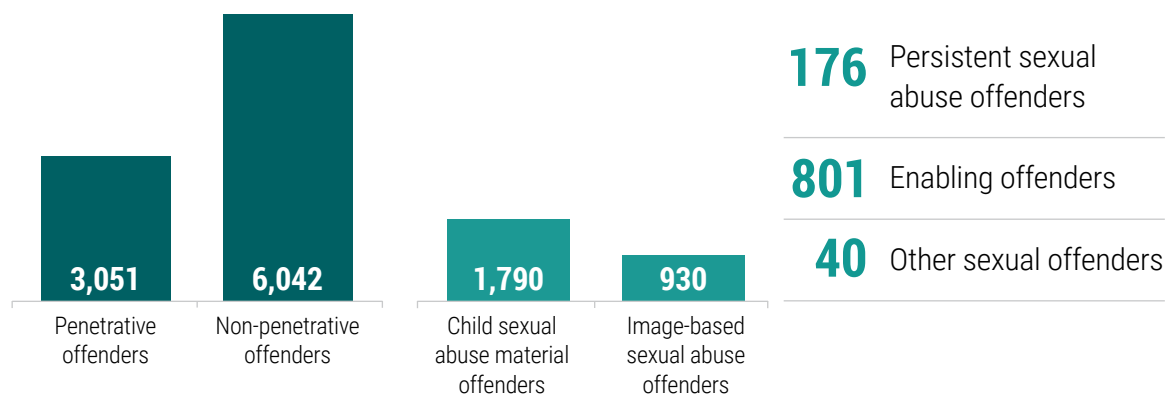
General editor: Dr Rick Brown, Deputy Director, Australian Institute of Criminology

Edited and typeset by the Australian Institute of Criminology

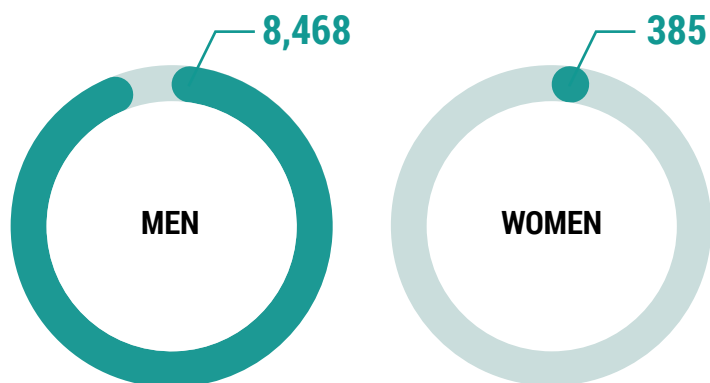
A full list of publications in the AIC Reports series can be found on the Australian Institute of Criminology website at www.aic.gov.au

SEXUAL OFFENDERS IN AUSTRALIA IN 2023-24

10,359 OFFENDERS PROCEEDED AGAINST BY POLICE FOR A SEXUAL OFFENCE IN AUSTRALIA IN 2023-24



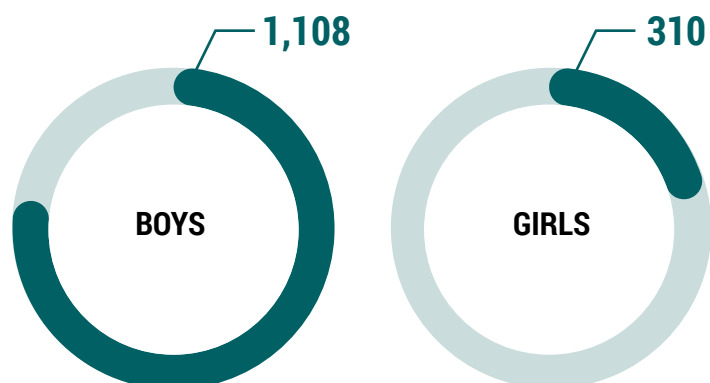
8,921 ADULT OFFENDERS



9 in 10 adults

had a charge, arrest or summons

1,423 YOUTH OFFENDERS



7 in 10 youths

had other actions such as a formal caution

Contents

viii Acknowledgements	10 Sexual offenders
ix Acronyms and abbreviations	11 Sex of offenders
x Abstract	11 Age of offenders
1 Introduction	11 Types of sexual offences
1 Data collection	12 Penetrative or non-penetrative sexual offenders
3 Definitions	13 Handling of unlawful sexual material offenders
4 Data items and coding	14 Enabling unlawful sexual conduct offenders
4 Sexual offence categories	15 Sexual offence victims
4 Age of victims	16 Youth offenders
5 Age of offenders	16 Sex of youth offenders
5 Index event	17 Age of youth offenders
5 Location	17 Types of sexual offences
6 Proceeded against	18 Indigenous status
6 Prior police proceedings	19 Offender–victim relationship
6 Relationship between offenders and victims	20 Location of offending
7 Calculation of rates	20 Number of incidents and victims
7 Counting rules	20 Number and type of proceedings
7 Limitations	21 Prior police proceedings
8 Changes from previous report	

22 Adult offenders

- 22 Sex of adult offenders
- 23 Age of adult offenders
- 23 Types of sexual offences
- 24 Indigenous status
- 25 Type of police proceedings
- 25 Prior police proceedings
- 26 Adults with child sexual offences
 - 28 Offender–victim relationship
 - 28 Location of offending
 - 29 Number of incidents and victims
 - 29 Number and type of proceedings
- 29 Adults with non-child sexual offences
 - 32 Offender–victim relationship
 - 32 Location of offending
 - 33 Number of incidents and victims
 - 33 Number and type of proceedings
- 34 Adults with child and non-child sexual offences

35 References

37 Appendix A: Methodology

- 40 State and territory data items coding
 - 40 New South Wales
 - 40 Victoria
 - 41 Queensland
 - 42 Western Australia
 - 43 South Australia
 - 44 Tasmania
 - 44 Australian Capital Territory
 - 45 Northern Territory

46 Appendix B: Data tables

Boxes

- 3 Box 1: Definitions of sexual offences, incidents, offenders and victims
- 37 Box A1: Sexual offence categories

Figures

- 11 Figure 1: Sexual offenders by offence type, 2023–24
- 17 Figure 2: Youth offenders by age and sex, 2023–24
- 18 Figure 3: Youth offenders by offence type and sex, 2023–24
- 19 Figure 4: Youth offenders with only child sexual offences by relationship with primary victim and sex, 2023–24
- 21 Figure 5: Youth offenders by sex and type of police proceeding, 2023–24
- 24 Figure 6: Adult offenders by offence type and sex, 2023–24

Tables

- 10 Table 1: Sexual offenders by sex and jurisdiction, 2023–24
- 12 Table 2: Characteristics of penetrative or non-penetrative sexual conduct offenders, 2023–24
- 13 Table 3: Characteristics of handling of unlawful sexual material offenders, 2023–24
- 14 Table 4: Characteristics of enabling unlawful sexual conduct offenders, 2023–24
- 15 Table 5: Sexual offence victims by sex, Indigenous status and jurisdiction, 2023–24
- 16 Table 6: Youth offenders by sex and jurisdiction, 2023–24
- 22 Table 7: Adult offenders by sex and jurisdiction, 2023–24
- 25 Table 8: Adult offenders by prior police proceedings for sexual and any offending and sex, 2023–24
- 26 Table 9: Characteristics of adults with only child sexual offences, 2023–24
- 27 Table 10: Adult offenders with only child sexual offences by age and sex, 2023–24
- 27 Table 11: Adults with only child sexual offences by offence and sex, 2023–24
- 28 Table 12: Adults with only child sexual offences by relationship with victim and sex, 2023–24
- 29 Table 13: Adults with only child sexual offences by number of victims and offender sex, 2023–24
- 30 Table 14: Characteristics of adults with only non-child sexual offences, 2023–24
- 30 Table 15: Adults with only non-child sexual offences by age and sex, 2023–24
- 31 Table 16: Adults with only non-child sexual offences by offence and sex, 2023–24
- 32 Table 17: Adults with only non-child sexual offences by relationship with victim and sex, 2023–24
- 33 Table 18: Adults with only non-child sexual offences by number of victims and offender sex, 2023–24
- 34 Table 19: Characteristics of adults with child and non-child sexual offences, 2023–24
- 39 Table A1: Location type classification
- 46 Table B1: Offenders by sex, age group and jurisdiction, 2023–24 (*n*)
- 48 Table B2: Offenders by sex, age group and jurisdiction, 2023–24 (rate)
- 49 Table B3: Offenders by sex, offence type and jurisdiction, 2023–24 (*n*)
- 50 Table B4: Offenders by sex, offence type and jurisdiction, 2023–24 (rate)
- 51 Table B5: Youth offenders by age and sex, 2023–24
- 51 Table B6: Youth offenders by offence type and sex, 2023–24 (*n*)
- 52 Table B7: Youth offenders by offence type and sex, 2023–24 (rate)
- 52 Table B8: Youth offenders by Indigenous status and sex, 2023–24
- 53 Table B9: Youth offenders by child or non-child sexual offences, relationship with primary victim and sex, 2023–24
- 53 Table B10: Youth offenders by sex and location of offending, 2023–24
- 54 Table B11: Youth offenders by number of sexual offence incidents and sex, 2023–24
- 54 Table B12: Youth offenders by number of unique victims and offender sex, 2023–24

- 54 Table B13: Youth offenders by number of police proceedings for sexual offending and sex, 2023–24
- 54 Table B14: Youth offenders by type of police proceedings for sexual offences and sex, 2023–24
- 55 Table B15: Youth offenders by prior police proceedings for sexual offending and all offending, and sex, 2023–24
- 55 Table B16: Adult offenders by offence type and sex, 2023–24 (*n*)
- 56 Table B17: Adult offenders by offence type and sex, 2023–24 (rate)
- 56 Table B18: Adult Aboriginal and Torres Strait Islander offenders by age group and sex, 2023–24
- 56 Table B19: Adult non-Indigenous offenders by age group and sex, 2023–24
- 57 Table B20: Adults with only child sexual offences by offence type and jurisdiction, 2023–24
- 57 Table B21: Adults with only child sexual offences by location of offending and sex, 2023–24
- 58 Table B22: Adults with only child sexual offences by sexual and non-sexual offences, number of sexual offence incidents and sex, 2023–24
- 58 Table B23: Adults with only child sexual offences by number of unique victims and jurisdiction, 2023–24
- 59 Table B24: Adults with only child sexual offences by number of police proceedings for sexual offences and sex, 2023–24
- 59 Table B25: Adults with only child sexual offences by type of police proceedings for sexual offences and sex, 2023–24
- 59 Table B26: Adults with only non-child sexual offences by offence type and jurisdiction, 2023–24
- 60 Table B27: Adults with only non-child sexual offences by location of offending and sex, 2023–24
- 60 Table B28: Adults with only non-child sexual offences by sexual and non-sexual offences and number of sexual offence incidents, 2023–24
- 61 Table B29: Adults with only non-child sexual offences by number of unique victims and jurisdiction, 2023–24
- 61 Table B30: Adults with only non-child sexual offences by type of police proceedings for sexual offences and sex, 2023–24
- 61 Table B31: Sexual offence victims by number of offenders and jurisdiction, 2023–24

Acknowledgements

The Australian Institute of Criminology gratefully acknowledges the assistance of Australia's police services in supplying the data that form the basis of this report. It also appreciates advice provided by the National Strategy Advisory Group of the National Office for Child Safety.

The author would like to thank Merran McAlister, Amy McDonald and Samantha Bricknell for their generous contributions to this report.

Acronyms and abbreviations

ABS	Australian Bureau of Statistics
AIC	Australian Institute of Criminology
ANZSOC	Australian and New Zealand Standard Offence Classification
ASOS collection	Australian Sexual Offence Statistical collection
CSAM	child sexual abuse material
IBSA	image-based sexual abuse

Abstract

The Australian Sexual Offence Statistical collection brings together data on all types of sexual offending from across the country. This Statistical Report covers sexual offending proceeded against by police in all states and territories for the period 1 July 2023 to 30 June 2024. In 2023–24, police proceeded against 10,359 individuals for sexual offences in Australia. Ninety-three percent of alleged sexual offenders were male ($n=9,590$) and seven percent ($n=696$) were female. Males were more likely than females to have two or more victims, to have multiple sexual offence incidents and to have been charged, arrested or summonsed. Most offenders were proceeded against for non-penetrative sexual conduct offences (58%, $n=6,042$), but patterns of offence types varied for different offender groups. Adult offenders were more likely than youth offenders to have non-penetrative or penetrative offences and to have been charged, arrested or summonsed for a sexual offence. Offenders were proceeded against for sexual offences involving a total of 9,767 identified victims.

Introduction

The Australian Institute of Criminology (AIC) established the Australian Sexual Offence Statistical (ASOS) collection to monitor the extent and nature of sexual offending across the country. The collection brings together police-recorded data on sexual offences, including penetrative and non-penetrative sexual offences, persistent sexual abuse offences, child sexual abuse material (CSAM) offences, image-based sexual abuse (IBSA) offences, conduct done to enable unlawful sexual conduct (such as procurement and grooming offences), and other sexual offences.

The ASOS collection was a measure of the First Commonwealth Action Plan to Prevent and Respond to Child Sexual Abuse 2021–24. The AIC received funding under the *Proceeds of Crime Act 2002* for a pilot project to establish the ASOS collection, which involved consultation with Commonwealth and state/territory stakeholders, development of data specifications, data collation and statistical reporting. The AIC has since extended the project.

This report is based on data from police agencies in all states and territories. It describes the characteristics of alleged offenders (hereafter referred to as offenders) proceeded against by police in the 2023–24 financial year, their patterns of offending and the characteristics of identified victims. The report also includes the number of sexual offence incidents for which an offender or offenders were proceeded against in 2023–24. The report includes individuals whose date of police proceeding for sexual offences was in the 2023–24 financial year. Police proceedings included arrest, caution and summons against the offender. The report does not cover sexual offences that were unreported or undetected, individuals who police have not proceeded against, or the victims of these offences and offenders.

Data collection

In 2025, all state and territory police provided data for this report on the basis of a codebook with details of the data request and a data item list. Police provided data extracts for:

“

persons who the police initiated action or proceeded against for one or more sexual offences in the financial year beginning 1 July 2023 and ending 30 June 2024.

Persons aged less than 10 years at the time of a sexual offence in New South Wales, Victoria, Queensland, South Australia, Western Australia and Tasmania were excluded as they were below the age of criminal responsibility during the reference period in those states. Persons aged less than 12 years at the time of a sexual offence in the Australian Capital Territory and Northern Territory were excluded as they were below the age of criminal responsibility in those jurisdictions.

Individuals were included if they had been proceeded against in 2023–24 for any offence identified in Division 03 (Sexual assault and related offences) of the Australian and New Zealand Standard Offence Classification (ANZSOC). Due to differences between data providers, data for New South Wales, Victoria, Queensland, Tasmania, the Australian Capital Territory and the Northern Territory were provided based on the 2023 ANZSOC (Australian Bureau of Statistics (ABS) 2023a) and data for Western Australia and South Australia were provided based on the previous ANZSOC (ABS 2011). Thus, the AIC recommends caution when comparing jurisdictions.

Police agencies provided de-identified unit record data. The data included characteristics of sexual offenders and victims, such as date of birth (or age), sex and Indigenous status. The data also included information about the offences such as offence description, start and end date, location type, postcode, relationship between each offender and victim, and the date and method of police proceeding.

Police data extracts were provided in several parts. The first part comprised information about offenders proceeded against for one or more sexual offences in 2023–24. The second part contained information about the sexual and non-sexual offences for which police proceeded against the offenders in the period 1 July 2014 to 30 June 2024. The report uses historic data to examine the extent to which police proceeded against offenders before their first police proceeding for a sexual offence in 2023–24. A third component of the data extract had information about victims of the offenders' sexual offences, if applicable. The data extract also contained information about the sexual victimisation histories of offenders for the period 1 July 2014 to 30 June 2024 and the sexual victimisation histories of victims for the same period.

Definitions

Definitions of sexual offences, incidents, offenders and victims are presented in Box 1.

Box 1: Definitions of sexual offences, incidents, offenders and victims

Sexual offence

A sexual offence includes any offence in ANZSOC Division 03: Sexual offences (ABS 2023a, 2011). Division 03 defines sexual offences as ‘acts, or intent of acts, of a sexual nature against another person which are non-consensual or where consent cannot be given’ (ABS 2023a).

The ASOS collection excludes sexual servitude offences, which are classified as a slavery-like offence. It also excludes unlawful soliciting of sex work and ownership or management of an unlicensed or unregistered brothel. Another exclusion is unlawful nudity that is not a sexual offence, such as public urination or ‘streaking’.

Incident

An incident is defined as one or more offences involving the same offender(s) with the same date of police proceeding, and occurring at the same location type. An incident may include one or more offences, one or more offenders and one or more victims, but it will have a common offender, date and location.

Alleged sexual offender

Alleged sexual offenders are persons who police have initiated action against or proceeded against for one or more sexual offences between 1 July 2023 and 30 June 2024. Action includes arrest, caution and summons on a date in the 2023–24 financial year. Persons aged less than 10 years at the time of a sexual offence in New South Wales, Victoria, Queensland, Western Australia, South Australia or Tasmania were excluded as they were below the age of criminal responsibility in those states during the reference period. Persons aged less than 12 years at the time of a sexual offence in the Australian Capital Territory or the Northern Territory were excluded as they were below the age of criminal responsibility in those jurisdictions during the reference period. Hereafter, alleged sexual offenders are referred to as offenders.

Victims

Victims are any persons police identified as a victim of a sexual offence for which an individual was proceeded against by police in 2023–24.

Data items and coding

Sexual offence categories

This report categorises sexual offences into five broad types of conduct: penetrative or non-penetrative sexual conduct, persistent sexual abuse, handling of unlawful sexual material, conduct enabling unlawful sexual conduct and other sexual offences (see *Appendix A: Methodology* for definitions). The categories are predominantly based on a comprehensive national review of child sexual abuse and sexual assault legislation in Australia (Dowling et al. 2024). We coded sexual offence data according to definitions in this national review, using the offence name or description provided by police, ANZSOC category and, where provided, the relevant section of the state, territory or Commonwealth legislation.

The national review categorised some offences that cover different types of conduct in more than one offence type. For statistical reasons, we coded each offence to a single category for this report, using offence name or description, the relevant section and subsection of the state, territory or Commonwealth legislation and the ANZSOC classification to select the most appropriate category. However, some of this report's categories may include offences that relate to other categories of sexual offending.

This report classifies individuals with attempted offences in the category of the substantive offence. For example, an individual proceeded against for an attempted rape is included in the penetrative sexual conduct category. In addition to sexual conduct that is unlawful under state and territory law, the report also includes offences for which state and territory police proceeded against individuals in relation to Commonwealth laws.

Age of victims

The age of a victim is their age in years on the date of the sexual offence. For all data except those provided by Victoria Police, we calculated the age by using the victim's date of birth and the start date of the sexual offence. For Victorian data, which excluded date of birth, we used the variable provided by police for the victim's age at the time of the offence.

We used offence names or descriptions and the police-recorded age of the victim, where applicable, to identify offenders proceeded against for child sexual offences and no-child sexual offences. For any offences where the victim's age was inconsistent with the offence description, we changed the age to a missing value and classified the offence in a category consistent with the offence description. If these victims had any other sexual offences alleged to have been perpetrated against them with offence names that did not specify an age, their age was not changed. This affected our ability to calculate the number of offenders proceeded against for child and non-child offences. It should also be noted some offenders proceeded against for child sexual offences may not have had identified victims.

We defined a child sexual offence in the way the relevant jurisdiction categorised the applicable offence type. For penetrative or non-penetrative sexual conduct offences, a child sexual offence is an offence against a child under the age of consent in that jurisdiction. The age of consent is 16 years in New South Wales, Victoria, Queensland, Western Australia, the Australian Capital Territory and the Northern Territory, and 17 years in South Australia and Tasmania (Dowling et al. 2024). For persistent sexual abuse and enabling unlawful sexual conduct offences, children are defined consistent with the laws of the relevant jurisdiction. To identify CSAM offences, we used the offence description and applied the relevant jurisdiction's definition of a child with reference to their depiction, description or other representation in the sexual material. For these offences, the definition of a child in relation to their representation in sexual material is specified as under 16 years in New South Wales, Queensland, Western Australia and the Australian Capital Territory; under 18 years in Victoria, Tasmania and the Northern Territory; and under 17 years in South Australia (Dowling et al. 2024). These variations may mean CSAM offences include victims with different age ranges for different jurisdictions.

Age of offenders

This report presents offender age based on the date of first police proceeding in 2023–24. This is the date of police proceeding for a sexual offence for individuals with one sexual offence incident in 2023–24, or the earliest date of police proceeding for individuals with more than one police proceeding for a sexual offence incident. We included individuals in this report on the basis of this date.

We excluded any individuals whose recorded age was less than 10 years at the time of the offence in New South Wales, Victoria, Queensland, Western Australia, South Australia and Tasmania as they were below the age of criminal responsibility in those states during the reference period. We also excluded any individuals whose recorded age was less than 12 years at the time of the offence in the Australian Capital Territory and the Northern Territory as they were below the age of criminal responsibility in those jurisdictions.

Index event

An offender's index event is their first or only police proceeding for a sexual offence or offences in 2023–24. The offender's age at police proceeding is based on the date of this first or only proceeding. Offenders proceeded against for more than one offence type in an index event are counted separately for each offence type where offence types are disaggregated but included only once in the total number of offenders.

Location

This report codes the location of the sexual offence at the subdivision level adapted from the location type classification published by Victoria's Crime Statistics Agency (2023). We coded location for all sexual offences where police recorded a location and used this variable to derive incident data.

Proceeded against

The term ‘proceeded against’ indicates that police initiated a legal action against an offender for an offence or offences. These actions include the laying of charges against an offender that must be answered in court, and non-court actions such as informal or formal cautions or warnings, conferencing or the issuing of penalty or infringement notices (ABS 2025b).

Prior police proceedings

Prior police proceedings are instances where an offender was proceeded against by police once or more in the nine years before their first or only police proceeding for a sexual offence in 2023–24. These prior proceedings relate only to legal action initiated by police in the same jurisdiction as their 2023–24 police proceedings. The report presents statistics on individuals with prior police proceedings for sexual offences and for any types of offences.

Relationship between offenders and victims

The relationships between sexual offenders and victims are classified using the following categories:

- intimate partner (including former intimate partners);
- non-intimate partner family member;
- non-family member known to victim;
- stranger; and
- not stated/unknown.

We coded the relationship between the offender and victim or victims as a missing value if the police data did not include a unique identifier for a victim or victims, or indicated the victim was not a person. We also coded relationships as missing values if the relationship between the same offender and victim differed between offences in the data extract.

Relationship with primary victim refers to the offender’s relationship to the only victim if one victim was involved in the sexual offending or the closest relationship to a victim if more than one was involved. The closest relationship is intimate partner (including former intimate partners), followed by non-intimate partner family member, non-family member known to victim, and stranger.

Calculation of rates

This report calculates rates using population data (ABS 2025a) and Aboriginal and Torres Strait Islander population estimates and projections (ABS 2024). The rates are calculated based on population data at 30 June 2024. For New South Wales, Victoria, Queensland, Western Australia, South Australia and Tasmania, offender rates are calculated using the population aged 10 years and over to reflect the legal age of criminal responsibility in these jurisdictions in 2023–24. For the Australian Capital Territory and the Northern Territory, offender rates are calculated using the population aged 12 years and over to reflect the legal age of criminal responsibility in those jurisdictions.

In July 2024, the ABS published an updated release of the Aboriginal and Torres Strait Islander estimates and projections population data series based on the 2021 Census of Population and Housing (ABS 2024). Relevant population rates were calculated using this population data and these rates may not be directly comparable to the rates reported in *Sexual offending in Australia 2021–22*.

Counting rules

This report includes statistics on 10,359 offenders proceeded against by police for one or more sexual offences in 2023–24 (see Table 1). These offenders include 1,423 youth offenders, 8,921 adult offenders and 15 offenders whose age was not stated or unknown (see Table B1). The adult offenders comprise adults with only child sexual offences ($n=3,459$, see Table 9), only non-child sexual offences ($n=4,065$, see Table 14), and child and non-child sexual offences ($n=294$, see Table 19). Whether offences were child or non-child sexual offences is not stated or unknown for 1,103 offenders. The report also includes a victim total ($n=9,767$; see Table 5).

Limitations

This report contains statistics about sexual offending for which police proceeded against an offender or offenders in 2023–24. Its main limitation is that not all sexual offences are reported to police (ABS 2023b) and thus the statistics in this report represent only a portion of all sexual offending in Australia. The report excludes sexual offences that did not come to the attention of police and offences for which police did not initiate proceedings against an offender. These excluded offences may account for a substantial proportion of all sexual offending in Australia. Differences between sexual offence incidents that progress through the criminal justice system and those that do not may also mean the findings of this report could be different to the findings of an analysis of all (reported and unreported) sexual offences in Australia.

A further limitation is that these statistics relate to a point in time and may be different at another time. For example, the statistics relate to alleged perpetrators of sexual offences and some of the incidents reported on may not have progressed past the prosecution stage, where determinations are made about the prospects of conviction and whether a prosecution is in the public interest (Bright et al. 2021). The type of legal action against an offender relates to a point in time and may change as police conduct further investigations. This report may not have captured all changes in legal status made during the reference period. Other individuals may have had their charge or charges struck out or dismissed by a court.

Police recording practices and privacy and ethical concerns can also constrain access to and use of data on police proceedings (Morgan 2022). Some police agencies could not provide all data items requested for this report due to police system constraints or privacy concerns. Additionally, some data items had missing values, which may affect the quality of data for statistical reporting. To minimise the impact of missing values, we used alternative data items where possible. In some tables, we also suppressed statistics to protect the privacy of individuals.

Some states and territories also provided data that varied from the ASOS codebook. We addressed these differences by, where possible, standardising data across jurisdictions through classifications for offences, police actions and offence locations. However, some inconsistencies between data from different jurisdictions may remain and the report identifies differences where they are known.

Although police-recorded sexual offender data have limitations, the individuals in this collection are of interest to law enforcement agencies and policymakers. Information about the characteristics of these individuals, their patterns of offending and victims may be directly relevant to the prevention, disruption and detection of sexual offending.

Changes from previous report

The 2023–24 report includes data from Tasmania Police and South Australia Police for the first time. Tasmania Police provided information sourced from datasets that related to police proceeding against offenders but, due to system constraints, could not provide information about the victims or selected information about offences (eg location type).

The sexual offending data presented in this report are based on ANZSOC 2023 except for Western Australian and South Australian data, which are based on ANZSOC 2011. This is due to differences between data providers, as outlined in *Data collection*.

Most data were categorised using the same offence categories as previous reports. However, we have included a new category ‘other sexual offences’ for offences defined as sexual offences by the 2023 ANZSOC but not classified in Dowling et al. (2024).

Any offenders with two police proceedings were coded to two or more police proceedings. They were not previously coded to this category. The mean and median number of police proceedings is not affected.

Offenders who were recorded as having different relationships with the same victim also had their relationships coded as 'don't know/not stated' for both index events and subsequent offences.

In the police data extracts provided to the AIC, the Indigenous status of some offenders and victims was recorded inconsistently across police proceedings. This report categorises an offender or victim as Aboriginal and/or Torres Strait Islander if they were identified in the data as Indigenous and not non-Indigenous in 2023–24. Further, it categorises an offender or victim as non-Indigenous if they were identified in the data as non-Indigenous and not as Aboriginal and/or Torres Strait Islander in 2023–24. Finally, the report assigns a not stated or unknown status to any offenders or victims identified in the data as both Aboriginal and/or Torres Strait Islander and non-Indigenous. Tasmania Police derived an Indigenous status variable for offenders that did not contain any such inconsistencies.

Sexual offenders

In 2023–24, police proceeded against 10,359 individuals for sexual offences in Australia (see Tables 1 and B1). The sexual offender rate was 43.06 per 100,000 population aged 10 years and over (12 years and over in the Northern Territory and the Australian Capital Territory; see Tables 1 and B2), compared with 42.61 per 100,000 relevant population in 2022–23.

Table 1: Sexual offenders by sex and jurisdiction, 2023–24									
	NSW	Vic	Qld	WA	SA	Tas	ACT	NT	Total
Number									
Male	2,860	1,683	2,716	1,254	723	130	na	na	9,590
Female	180	113	278	71	34	9	na	na	696
Total^a	3,100	1,796	2,999	1,331	758	140	135	100	10,359
Rate per 100,000 relevant population									
Male	76.79	55.66	111.80	95.36	87.33	51.10	na	na	80.65
Female	4.75	3.61	11.12	5.43	3.99	3.45	na	na	5.72
Total	41.24	29.19	60.84	50.73	45.10	27.18	32.73	45.84	43.06

a: Includes offenders whose sex was not stated or unknown

Note: Male and female data for the ACT and the NT are not available due to data confidentialisation. Data relate to each offender's index event. Rates per 100,000 relevant population were calculated using population data from *National, state and territory population* (ABS 2025a)

Source: AIC ASOS 2023–24 [computer file]; see Tables B1 and B2

Jurisdictions with the largest populations tended to have the largest number of offenders, although Queensland had the second highest number of offenders ($n=2,999$) after New South Wales ($n=3,100$, see Tables 1 and B1). Offender rates ranged from 60.84 per 100,000 population aged 10 and over in Queensland and 50.73 per 100,000 population aged 10 and over in Western Australia, to 27.18 per 100,000 population aged 10 and over in Tasmania (see Tables 1 and B2).

Sex of offenders

More than nine in 10 sexual offenders were male (93%, $n=9,590$; see Tables 1 and B1). The male sexual offender rate was 80.65 per 100,000 relevant population (see Tables 1 and B2). Seven percent ($n=696$) of sexual offenders were female (see Tables 1 and B1). The female sexual offender rate was 5.72 per 100,000 relevant population (see Tables 1 and B2). In each state and territory where data were available, more than 90 percent of sexual offenders were male, and between five percent (Western Australia: $n=71$ & South Australia: $n=34$) and nine percent (Queensland: $n=278$) were female.

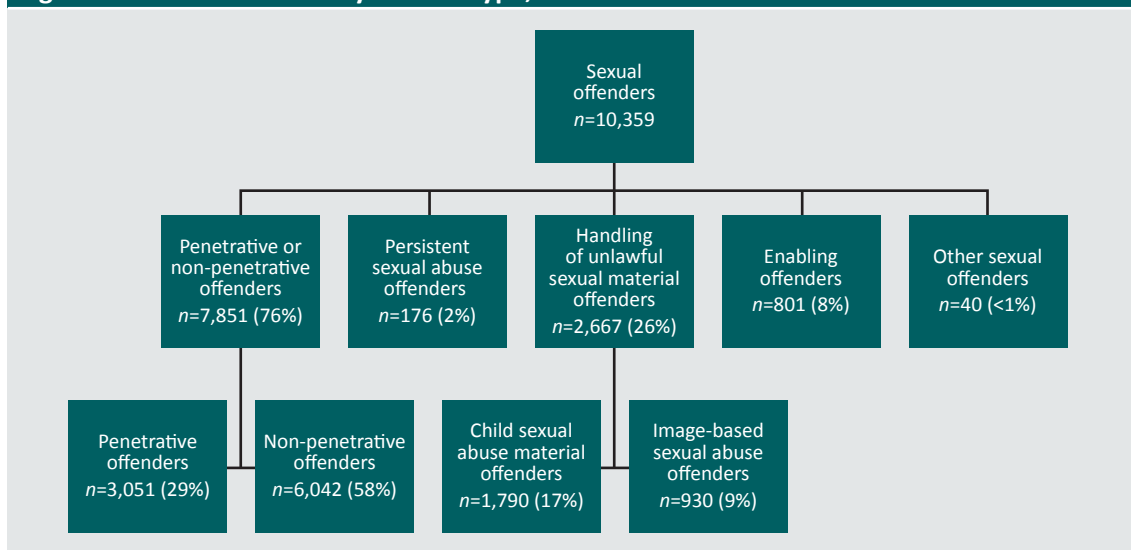
Age of offenders

The median age of offenders at their first or only police proceeding (index event) for a sexual offence in 2023–24 was 35.5 years (mean=37.0 years; see Table B1). The median age was slightly higher than that of sexual offenders in 2022–23 (35.0 years, mean=37.2 years). On average, male offenders were considerably older than female offenders (male median age: 36.0 years, mean=37.7 years vs female median age=21.8 years, mean=27.1 years). In all states and territories, offenders' median age was in the 30s.

Types of sexual offences

In 2023–24, offenders were most commonly proceeded against for penetrative or non-penetrative sexual conduct offences at their index event (76%, $n=7,851$; see Figure 1 and Table B3). Three in five offenders (58%; $n=6,042$) had non-penetrative sexual conduct offences and three in 10 (29%; $n=3,051$) had penetrative sexual conduct offences. See *Appendix A* for definitions of offence types.

Figure 1: Sexual offenders by offence type, 2023–24



Note: Numbers do not add to subtotals or total as some offenders were proceeded against for more than one type of sexual offence in 2023–24. Data relate to each offender's index event

Source: AIC ASOS 2023–24 [computer file]; see Table B3

One in four offenders (26%, $n=2,667$) were proceeded against for handling of unlawful sexual material offences, with 17 percent ($n=1,790$) having CSAM offences and nine percent ($n=930$) having IBSA offences (see Figure 1). Smaller proportions of offenders were proceeded against for enabling unlawful sexual conduct (8%, $n=801$), persistent sexual abuse (2%, $n=176$) and other sexual offences (<1%, $n=40$).

Penetrative or non-penetrative sexual offenders

Ninety-five percent of offenders with a penetrative or non-penetrative sexual offence were male ($n=7,474$) and four percent were female ($n=322$; see Tables 2 and B3). The proportion of male penetrative (97%, $n=2,952$) and non-penetrative (95%, $n=5,717$) sexual conduct offenders was similar. The penetrative sexual conduct offender rate was 12.68 per 100,000 relevant population and the non-penetrative sexual conduct offender rate was 25.12 per 100,000 relevant population (see Tables 2 and B4). The median age of non-penetrative sexual conduct offenders was greater than that of penetrative sexual conduct offenders (38.6 years vs 34.3 years; see Table 2).

Table 2: Characteristics of penetrative or non-penetrative sexual conduct offenders, 2023–24

	Penetrative offenders	Non-penetrative offenders	Total ^a
Number^b	3,051	6,042	7,851
% of all sexual offenders	29	58	76
Rate per 100,000 relevant population	12.68	25.12	32.64
Offender sex			
Male	97% ($n=2,952$)	95% ($n=5,717$)	95% ($n=7,474$)
Female	3% ($n=81$)	5% ($n=283$)	4% ($n=322$)
Median age (years)	34.3	38.6	37.0

a: Numbers do not add to total as some offenders were proceeded against for both penetrative and non-penetrative sexual conduct offences in 2023–24

b: Includes offenders whose sex was not stated or unknown

Note: Data relate to each offender’s index event. Rates per 100,000 relevant population were calculated using population data from *National, state and territory population* (ABS 2025a). Percentages may not total 100 due to rounding

Source: AIC ASOS 2023–24 [computer file]; see Tables B3 and B4

Although male offenders exceeded female offenders across all types of sexual offending, male and female offending patterns were quite different. Almost four in five male offenders (78%, $n=7,474$) had at least one penetrative or non-penetrative sexual conduct offence, with one in three having a penetrative sexual conduct offence (31%, $n=2,952$) and three in five having a non-penetrative sexual offence (60%, $n=5,717$). In contrast, 46 percent of female offenders had a penetrative or non-penetrative sexual conduct offence ($n=322$), with one in eight having a penetrative sexual conduct offence (12%, $n=81$) and two in five having a non-penetrative offence (41%, $n=283$).

Handling of unlawful sexual material offenders

Eighty-five percent of offenders with a handling of unlawful sexual material offence were male ($n=2,262$) and 15 percent were female ($n=388$), similar to the male and female proportions for CSAM and IBSA offenders (85% vs 14%; see Table 3). The CSAM offender rate was 7.44 per 100,000 relevant population (see Tables 3 and B4) and the IBSA offender rate was 3.87 per 100,000 relevant population (see Table 3). The median age of offenders was 28.3 years, with IBSA offenders having a higher median age than CSAM offenders (29.5 years vs 27.4 years).

Table 3: Characteristics of handling of unlawful sexual material offenders, 2023–24

	Child sexual abuse material offenders	Image-based sexual abuse offenders	Total ^a
Number^b	1,790	930	2,667
% of all sexual offenders	17	9	26
Rate per 100,000 relevant population	7.44	3.87	11.09
Offender sex			
Male	85% ($n=1,524$)	85% ($n=788$)	85% ($n=2,262$)
Female	14% ($n=258$)	14% ($n=133$)	15% ($n=388$)
Median age (years)	27.4	29.5	28.3

a: Numbers do not add to total as some offenders were proceeded against for both CSAM and IBSA offences in 2023–24

b: Includes offenders whose sex was not stated or unknown

Note: Data relate to each offender's index event. Rates per 100,000 relevant population were calculated using population data from *National, state and territory population* (ABS 2025a). Percentages may not total 100 due to rounding

Source: AIC ASOS 2023–24 [computer file]; see Tables B3 and B4

One in six male offenders had a CSAM offence (16%, $n=1,524$) and one in 12 had an IBSA offence (8%, $n=788$). Overall, almost one in four male offenders had a handling of unlawful sexual material offence (24%, $n=2,262$). Handling of unlawful sexual material offences were more common for female offenders (56%, $n=388$). More than one in three female offenders (37%, $n=258$) had a CSAM offence and almost one in five had an IBSA offence (19%, $n=133$).

Enabling unlawful sexual conduct offenders

Ninety-four percent of enabling unlawful sexual conduct offenders were male ($n=755$) and five percent were female ($n=38$; see Table 4). The enabling unlawful sexual conduct offender rate was 3.33 per 100,000 relevant population (see Tables 4 and B4) and the median age of enabling unlawful sexual conduct offenders was 35.0 years (see Table 4). A higher proportion of male than female offenders had an enabling unlawful sexual conduct offence (8%, $n=755$ vs 5%, $n=38$).

Table 4: Characteristics of enabling unlawful sexual conduct offenders, 2023–24	
Number^a	801
% of all sexual offenders	8
Rate per 100,000 relevant population	3.33
Offender sex	
Male	94% ($n=755$)
Female	5% ($n=38$)
Median age (years)	35.0

a: Includes offenders whose sex was not stated or unknown

Note: Data relate to each offender’s index event. Rates per 100,000 relevant population were calculated using population data from *National, state and territory population* (ABS 2025a). Percentages may not total 100 due to rounding

Source: AIC ASOS 2023–24 [computer file]; see Tables B3 and B4

Sexual offence victims

In 2023–24 sexual offenders were proceeded against for offences involving a total of 9,767 identified victims (see Table 5). Eighty-four percent of victims were female ($n=8,239$) and 14 percent were male ($n=1,405$). The proportion of victims who were female was 80 percent or above in all jurisdictions, ranging from 80 percent in the Australian Capital Territory ($n=131$) to 90 percent in South Australia ($n=665$).

	NSW	Vic	Qld	WA	SA	ACT	NT	Total
Sex								
Male	470	260	402	155	73	33	12	1,405
Female	2,509	1,537	2,331	1,001	665	131	65	8,239
Indigenous status^a								
Aboriginal or Torres Strait islander	214	79	259	148	47	na	47	794
Non-Indigenous	2,676	1,454	2,004	559	544	na	13	7,250
Not stated/unknown	170	264	484	476	147	na	18	1,559
Total victims^b	3,060	1,797	2,747	1,183	738	164	78	9,767

a: Excludes ACT as the Indigenous status of victims was not available

b: Includes victims whose sex was not stated or unknown

Note: Excludes Tasmania because of data constraints

Source: AIC ASOS 2023–24 [computer file]

Information on the number of offenders per victim was available for New South Wales, Victoria, Queensland, Western Australia, South Australia and the Northern Territory. Ninety-seven percent of victims had a single offender proceeded against for a sexual offence in 2023–24 ($n=9,303$) and three percent of victims had more than one offender proceeded against for a sexual offence ($n=300$). Victims may have had more than one offender in relation to a single offence or multiple offences. Victims in all states and territories where data were available had a median of one offender.

Youth offenders

In 2023–24, one in seven sexual offenders (14%, $n=1,423$) was aged under 18 years at their first or only police proceeding for a sexual offence, the same proportion as in 2022–23 (14%, $n=1,252$; see Tables 6 and B1). The youth offender rate was 53.22 per 100,000 population aged 10–17 years (12–17 years in the Northern Territory and the Australian Capital Territory; see Tables 6 and B2).

Sex of youth offenders

A higher number of boys than girls were proceeded against for a sexual offence ($n=1,108$ vs $n=310$) and the boys' offender rate (80.59 offenders per 100,000 relevant population) was more than three times higher than the girls' rate (23.87 offenders per 100,000 relevant population; see Tables 6, B1 and B2). However, the sex distribution of youth offenders differed from that of all sexual offenders. Boys comprised 78 percent and girls 22 percent of youth offenders, compared with males comprising 93 percent and females seven percent of all sexual offenders. Girls also represented a larger proportion of all female offenders than boys represented of all male offenders (girls: 45% vs boys: 12%).

	NSW	Vic	Qld	WA	SA	Tas	ACT	NT	Total
Number									
Male	206	158	492	173	55	na	8	na	1,108
Female	55	36	166	36	14	na	0	na	310
Total^a	263	194	659	211	69	11	8	8	1,423
Rate per 100,000 relevant population									
Male	48.23	46.45	165.17	112.95	60.44	na	46.76	na	80.59
Female	13.68	11.16	59.06	24.81	16.18	na	0.00	na	23.87
Total	31.72	29.28	113.83	70.75	38.87	20.29	24.03	39.61	53.22

a: Includes offenders whose sex was not stated or unknown

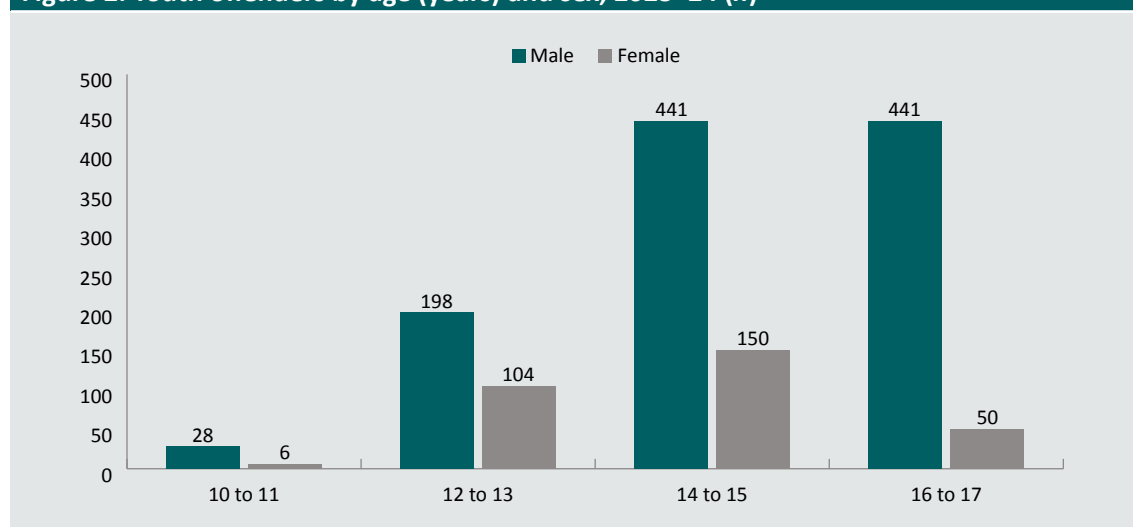
Note: Male and female data for Tasmania and the NT are not available due to data confidentialisation. Data relate to each offender's index event. Rates per 100,000 relevant population were calculated using population data from *National, state and territory population* (ABS 2025a)

Source: AIC ASOS 2023–24 [computer file]; see Tables B1 and B2

Age of youth offenders

The median age of youth offenders was 15.0 years (mean=15.1 years), although the age distribution of boys and girls differed. The number of boys proceeded against for a sexual offence increased between 10–11 years and 14–15 years and stabilised at 16–17 years (see Figure 2 and Table B5). For girls, the number proceeded against for a sexual offence increased between 10–11 years and 14–15 years and declined at 16–17 years.

Figure 2: Youth offenders by age (years) and sex, 2023–24 (n)



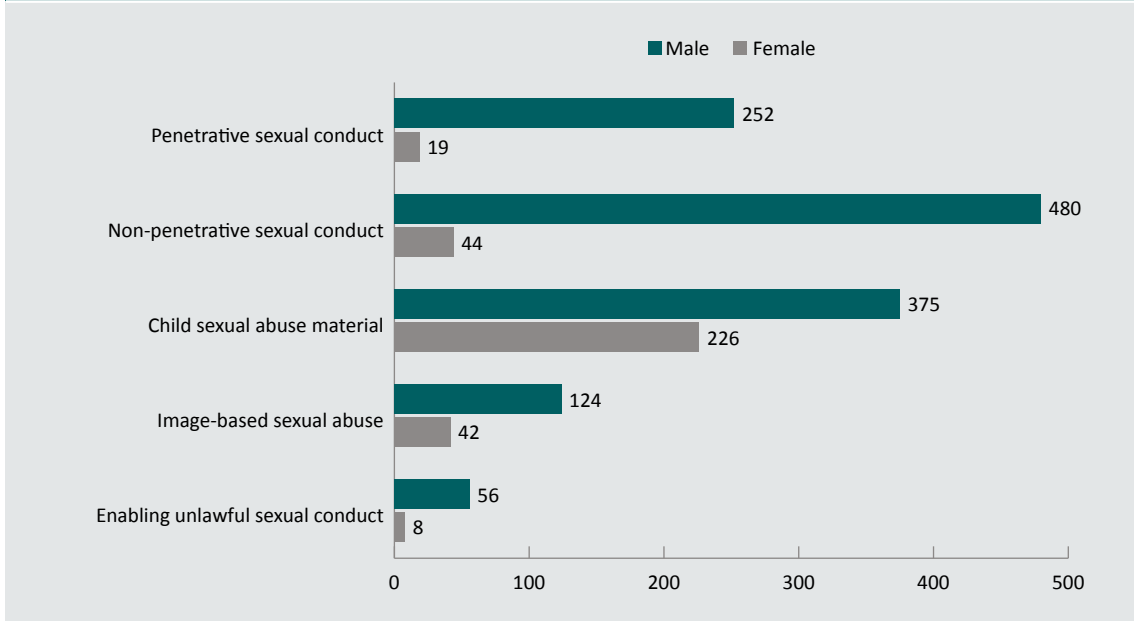
Note: Data relate to each offender's index event
Source: AIC ASOS 2023–24 [computer file]; see Table B5

Types of sexual offences

Youth offenders were most commonly proceeded against for CSAM offences (42%, $n=602$), followed by non-penetrative sexual conduct offences (37%, $n=526$), penetrative sexual conduct offences (19%, $n=274$), IBSA offences (12%, $n=166$), enabling unlawful sexual conduct (4%, $n=64$) and other sexual offences (<1%, $n=6$; see Table B6). The prevalence of young people proceeded against for CSAM offences may be explained in part by 'sexting' among juveniles (the electronic sharing of sexual images and videos) being categorised as CSAM in some jurisdictions (Moritz & Christensen 2020). The high proportion of youth offenders proceeded against with actions such as a formal caution, conference or penalty notice (see below) should also be noted when interpreting these statistics.

The pattern of sexual offence types for boys and girls varied. Boys were most commonly proceeded against for non-penetrative sexual conduct offences (43%, $n=480$), followed by CSAM (34%, $n=375$), penetrative sexual conduct (23%, $n=252$) and IBSA (11%, $n=124$; see Figure 3 and Table B6) offences. In contrast, around five in seven girls were proceeded against for CSAM offences (73%, $n=226$) and smaller proportions had non-penetrative sexual conduct (14%, $n=44$), IBSA (14%, $n=42$) or penetrative sexual conduct (6%, $n=19$) offences. Despite these differences, the offender rates for each sexual offence type were greater for boys than girls (see Table B7).

Figure 3: Youth offenders by offence type and sex, 2023–24 (n)



Note: Numbers do not add to total youth offenders as some offenders were proceeded against for more than one type of sexual offence in 2023–24. Data relate to each offender’s index event

Source: AIC ASOS 2023–24 [computer file]; see Table B6

Indigenous status

Sixteen percent of youth offenders were Aboriginal and/or Torres Strait Islander ($n=224$), 73 percent were non-Indigenous ($n=1,037$) and 11 percent had an unstated or unknown Indigenous status ($n=162$; see Table B8). For Indigenous youth offenders, the offender rate was 129.22 per 100,000 Aboriginal or Torres Strait Islander youth population. Seventy-nine percent ($n=176$) of Indigenous youth offenders were boys and 21 percent ($n=46$) were girls. The mean and median age of Aboriginal or Torres Strait Islander youth offenders was 15.1 years.

The offender rate for non-Indigenous offenders was 41.48 per 100,000 non-Indigenous youth population (see Table B8). Seventy-eight percent ($n=806$) of non-Indigenous youth offenders were boys and 22 percent ($n=229$) were girls. The median age of non-Indigenous offenders was 15.0 years (mean=15.1 years).

Offender–victim relationship

The age of youth offenders’ victims was available for New South Wales, Victoria, Queensland, Western Australia, South Australia and the Northern Territory. Most youth offenders were proceeded against only for sexual offences involving a victim who was a child at the time of the offence (56%, $n=785$; see Table B9). These offenders were most commonly a non-family member known to the victim (46%, $n=359$). For boys and girls, the leading relationship was a non-family member known to the victim, but girls were slightly more likely than boys to have this relationship with the victim (girls: 49%, $n=72$ vs boys: 45%, $n=285$; see Figure 4). Girls were also more likely to offend against an intimate partner (girls: 16%, $n=23$ vs boys: 11%, $n=69$). However, boys were more likely than girls to offend against a non-intimate partner family member (boys: 22%, $n=139$ vs girls: 4%, $n=6$).

Figure 4: Youth offenders with only child sexual offences by relationship with primary victim and sex, 2023–24 (%)



Note: Excludes Tasmania and the ACT as data did not allow direct linking of offender charges to a victim. Excludes offenders for whom police did not provide victim information or offender information. The relationship data in this figure relate to an individual’s relationship with their only or primary victim for sexual offences they were proceeded against the first or only time in 2023–24. The first or only police proceeding may have involved one or more offences and one or more victims. Data relate to youth offenders proceeded against for child sexual offences in 2023–24 and not proceeded against for any non-child sexual offences in the same period. Data may also include youth offenders proceeded against for child sexual offences and sexual offences where it was not stated/unknown if they were child or non-child offences. Data relate to each offender’s index event

Source: AIC ASOS 2023–24 [computer file]; see Table B9

A smaller number of youth offenders were proceeded against only for non-child sexual offences ($n=194$, 14%; see Table B9). These youth offenders were most commonly a non-family member known to the victim (36%, $n=69$) although a similar proportion were strangers (30%, $n=59$). Most of the remaining youth offenders ($n=395$) had no identified victims.

Location of offending

The locations where youth offenders perpetrated sexual offences were available for all jurisdictions except Tasmania. Most youth offenders were proceeded against for at least one sexual offence that occurred at or around a residential location (58%, $n=822$; see Table B10). Thirty percent of youth offenders were proceeded against for offences at community locations ($n=424$) and eight percent at other locations ($n=116$). Boys and girls were similarly likely to have offended at or around residential (59%, $n=644$ vs 57%, $n=175$), community (30%, $n=325$ vs 32%, $n=98$) or other locations (8%, $n=93$ vs 7%, $n=22$).

Number of incidents and victims

As with location data, the number of incidents for which youth offenders were proceeded against was available for all jurisdictions except Tasmania. Youth offenders were proceeded against for between one and five incidents in 2023–24. Ninety-four percent ($n=1,321$) of youth offenders were proceeded against for one incident and six percent ($n=91$; see Table B11) for more than one incident. Boys were more likely than girls to have had more than one incident (8%, $n=83$ vs 3%, $n=8$).

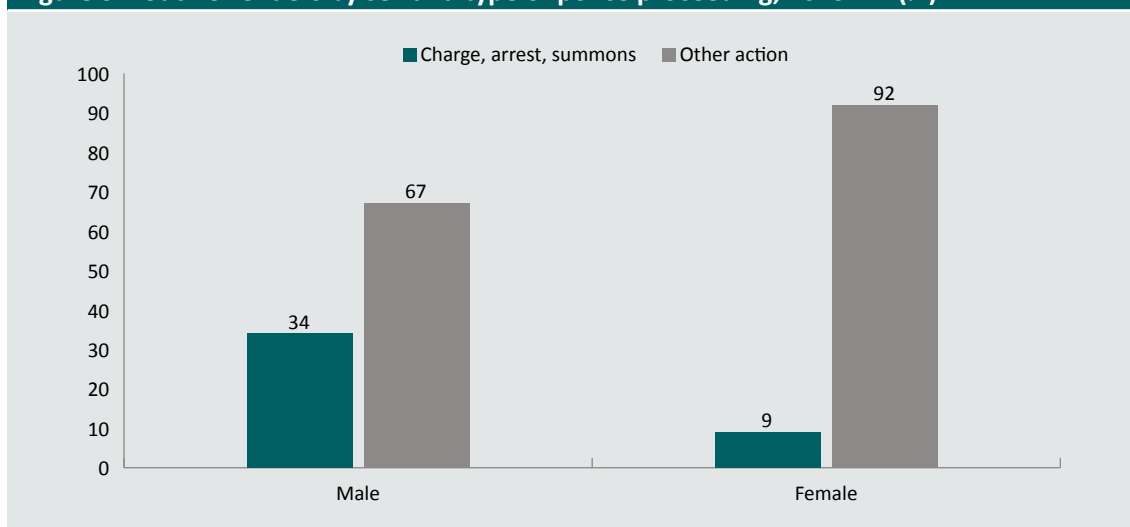
The number of unique victims of youth offenders could be calculated for New South Wales, Victoria, Queensland, Western Australia, South Australia and the Northern Territory. The median number of victims of youth offenders from these jurisdictions was 1.0 (mean=1.2). Eighty-eight percent of youth offenders ($n=896$; see Table B12) were proceeded against for offences involving one victim and 12 percent ($n=120$) were proceeded against for offences involving two or more victims. Boys were more likely than girls to have multiple victims (13%, $n=106$ vs 8%, $n=14$).

Number and type of proceedings

Ninety-six percent ($n=1,362$) of youth offenders were proceeded against once for a sexual offence and four percent ($n=61$) were proceeded against more than once for a sexual offence (see Table B13). The median number of police proceedings for sexual offences was 1.0 (range=1–5).

Three in 10 youth offenders were charged, arrested or summonsed (28%, $n=394$), but most were proceeded against with other actions, such as a formal caution, conference or penalty notice (71%, $n=1,014$). Another one percent had both types of actions ($n=15$). Boys were more likely than girls to have had one or more charges, arrests or summonses (boys: 34%, $n=380$ vs girls: 9%, $n=27$; see Figure 5 and Table B14). The median age of boys charged, arrested or summonsed (16.0 years, mean=15.9 years) was the same as the median age of girls (16.0 years, mean=15.7 years).

Figure 5: Youth offenders by sex and type of police proceeding, 2023–24 (%)



Note: Percentages do not add to 100 as some offenders may have been proceeded against by charge, arrest or summons and another action. Data relate to each offender's index event

Source: AIC ASOS 2023–24 [computer file]; see Table B14

Girls were more likely than boys to have had other actions (girls: 92%, $n=285$ vs boys: 67%, $n=741$). The median age of youth offenders with other actions was also lower (14.8 years, mean=14.7 years) than the age of those charged, arrested or summonsed (16.0 years, mean=15.9 years).

As mentioned earlier, a small proportion of youth offenders (1%, $n=15$) had a charge, arrest or summons and other actions for sexual offences in 2023–24. For those with one type of action in 2023–24 (99%, $n=1,408$), offenders with penetrative sexual conduct offences were more likely to have a charge, arrest or summons than other actions (61%, $n=166$ vs 39%, $n=106$). But youth offenders with CSAM, IBSA, non-penetrative sexual conduct or enabling unlawful sexual conduct offences were more likely to have been proceeded against with other actions (CSAM: 87%, $n=520$ vs 13%, $n=80$; IBSA: 81%, $n=135$ vs 19%, $n=31$; non-penetrative sexual conduct: 62%, $n=320$ vs 38%, $n=196$; enabling: 59%, $n=37$ vs 41%, $n=26$).

Prior police proceedings

Four percent of youth offenders had prior police proceedings for sexual offences in the previous nine-year reference period ($n=61$; see Table B15). Boys were more likely than girls to have prior police proceedings for sexual offending (boys: 5%, $n=55$ vs girls: 2%, $n=6$). A larger proportion of youth offenders (28%; $n=404$) had prior police proceedings for any type of offending, with boys more likely than girls to have prior police proceedings (boys: 31%, $n=343$ vs girls: 19%, $n=60$).

Adult offenders

In 2023–24, 86 percent ($n=8,921$; see Tables 7 and B1) of sexual offenders were 18 years or over at their first police proceeding for a sexual offence, the same proportion as in 2022–23 (86%, $n=7,823$). The adult sexual offender rate was 41.69 per 100,000 relevant adult population (see Tables 7 and B2).

Sex of adult offenders

Ninety-five percent (95%, $n=8,468$) of adult sexual offenders were men and four percent (4%, $n=385$) were women, similar to 2022–23 (men: 96%, $n=7,471$ vs women: 4%, $n=342$; see Tables 7 and B1). The adult male adult offender rate (80.45 per 100,000 male adult population) was around 23 times higher than the female adult offender rate (3.54 per 100,000 female adult population; see Tables 7 and B2).

Table 7: Adult offenders by sex and jurisdiction, 2023–24									
	NSW	Vic	Qld	WA	SA	Tas	ACT	NT	Total
Number									
Male	2,654	1,513	2,222	1,081	668	na	na	na	8,468
Female	125	76	112	35	20	na	na	na	385
Total^a	2,837	1,589	2,338	1,120	689	129	127	92	8,921
Rate per 100,000 relevant population									
Male	80.50	56.38	104.25	93.04	90.65	na	na	na	80.45
Female	3.69	2.71	5.05	3.01	2.61	na	na	na	3.54
Total	42.42	28.94	53.74	48.16	45.83	27.99	33.50	46.48	41.69

a: Includes offenders whose sex was not stated or unknown

Note: Male and female data for Tasmania, the ACT and the NT are not available due to data confidentialisation. Data relate to each offender's index event. Rates per 100,000 relevant population were calculated using population data from *National, state and territory population* (ABS 2025a)

Source: AIC ASOS 2023–24 [computer file]; see Tables B1 and B2

Age of adult offenders

Two in three adult offenders were aged 18–44 years (65%; $n=5,821$), an offender rate of 56.42 per 100,000 relevant adult population (see Tables B1 and B2). One in three offenders (35%; $n=3,100$) was aged 45 years and over, an offender rate of 27.97 per 100,000 relevant population. The median age of adult offenders was 38.4 years (mean=40.5 years).

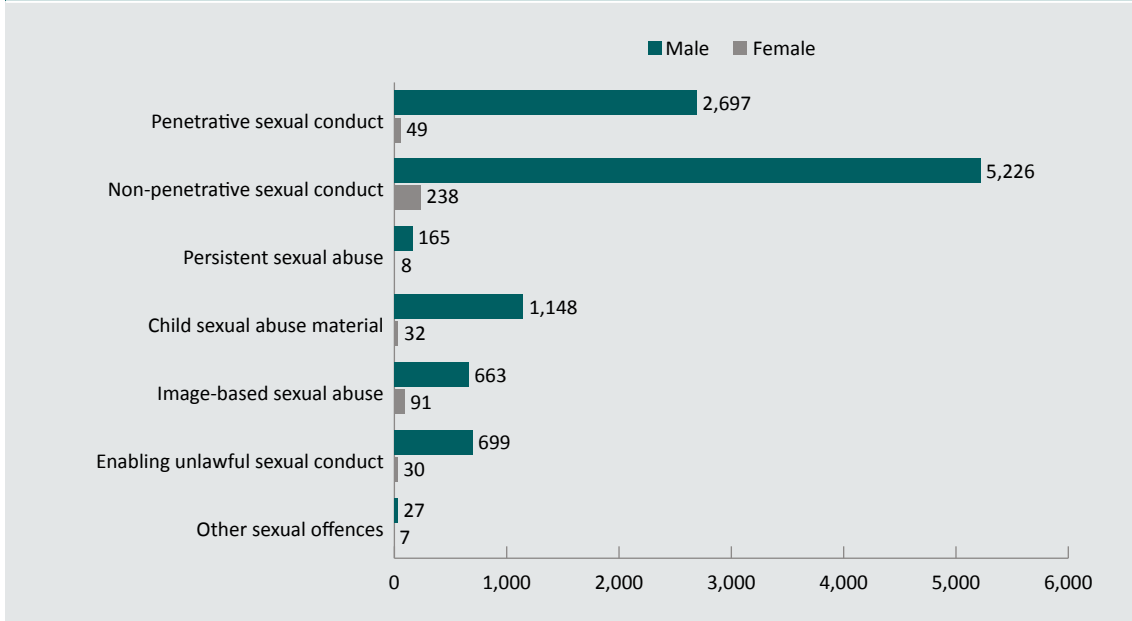
Two in three adult male offenders and three in four adult female offenders were aged 18–44 years (males: 65%, $n=5,487$ vs females: 75%, $n=290$; see Table B1). The offender rate for men aged 18–44 years (105.54 per 100,000 relevant population) was about 19 times higher than the offender rate for women aged 18–44 years (5.67 per 100,000 relevant population). Men also had a higher average age (median=38.5 years, mean=40.7 years) than women (median=36.0 years, mean=37.1 years).

Types of sexual offences

Three in five adult offenders were proceeded against for non-penetrative sexual conduct offences (62%, $n=5,504$), while half as many offenders had penetrative sexual conduct offences (31%, $n=2,774$; see Table B16). Adult offenders were more likely than youth offenders to have been proceeded against for non-penetrative or penetrative sexual conduct offences (80%, $n=7,129$ vs 50%, $n=708$). Additionally, one in eight adult offenders were proceeded against for CSAM offences (13%, $n=1,187$), one in 11 had IBSA offences (9%, $n=763$) and one in 12 had enabling unlawful sexual conduct offences (8%, $n=737$).

The most common offence for men and women was non-penetrative sexual conduct (men: 62%, $n=5,226$; women: 62%, $n=238$; see Figure 6 and Table B16). A higher proportion of men than women had penetrative sexual conduct offences (men: 32%, $n=2,697$ vs women: 16%, $n=62$), whereas a higher proportion of women than men had IBSA offences (women: 24%, $n=91$ vs men: 8%, $n=663$). Men had higher offender rates than women for all offence types (see Table B17).

Figure 6: Adult offenders by offence type and sex, 2023–24 (n)



Note: Numbers do not add to total adult offenders as some offenders were proceeded against for more than one type of sexual offence in 2023–24. Data relate to each offender’s index event

Source: AIC ASOS 2023–24 [computer file]; see Table B15

Indigenous status

One in eight (12%, $n=1,105$) adult offenders were Aboriginal and/or Torres Strait Islander, three in four were non-Indigenous (78%, $n=6,978$) and one in 10 (9%, $n=838$) had an unstated or unknown Indigenous status. The offender rate for Indigenous adults was 171.88 per 100,000 relevant population (see Table B18). The rate for Aboriginal and/or Torres Strait Islander offenders aged 18–44 years was 206.74 per 100,000 relevant population and the rate for those aged 45 years and over was 113.17 per 100,000 relevant population. Ninety-four percent ($n=1,035$) of Indigenous adult offenders were male and six percent ($n=63$) were female.

The non-Indigenous offender rate was 33.62 per 100,000 non-Indigenous population (see Table B19). The rate for offenders aged 18–44 years was greater than for offenders aged 45 years and over (44.94 per 100,000 non-Indigenous population vs 23.27 per 100,000 non-Indigenous population). Ninety-five percent ($n=6,639$) of non-Indigenous adult offenders were male and four percent ($n=286$) were female.

Type of police proceedings

In 2023–24, 92 percent of adult offenders had been charged, arrested or summonsed for a sexual offence ($n=8,207$), and seven percent had faced other action, such as a formal caution, conference or penalty notice ($n=625$). Another one percent had both types of actions ($n=89$). This pattern contrasted with the 28 percent of youth offenders charged, arrested or summonsed and 71 percent proceeded against with other actions. For each type of sexual offence, more than nine in 10 adult offenders with one type of action had been charged, arrested or summonsed.

Prior police proceedings

One in seven adult offenders (14%, $n=1,292$) had been proceeded against for other sexual offences in the nine years before their first or only police proceeding in 2023–24 (see Table 8). Men were more likely than women to have prior police proceedings for sexual offences (15%, $n=1,265$ vs 4%, $n=15$). A larger proportion of adult offenders (61%, $n=5,401$) had been proceeded against for any offences in the nine years before their first or only police proceeding in 2023–24, with 61 percent of men ($n=5,138$) and 56 percent of women ($n=217$) having prior police proceedings.

Table 8: Adult offenders by prior police proceedings for sexual and any offending and sex, 2023–24

	Male		Female		Total ^a	
	<i>n</i>	%	<i>n</i>	%	<i>n</i>	%
Prior proceedings for sexual offending						
Proceeded against for sexual offending in prior nine years	1,265	15	15	4	1,292	14
Not proceeded against for sexual offending in prior nine years	7,203	85	370	96	7,629	86
Prior proceeding for any offending						
Proceeded against for any offending in prior nine years	5,138	61	217	56	5,401	61
Not proceeded against for any offending in prior nine years	3,330	39	168	44	3,520	39
Total offenders	8,468		385		8,921	

a: Includes offenders whose sex was not stated or unknown

Note: Prior police proceedings are instances where an offender was proceeded against by police once or more in the nine years before their first or only police proceeding for a sexual offence in 2023–24

Source: AIC ASOS 2023–24 [computer file]

Adults with child sexual offences

The characteristics of adult offenders with child sexual offences were available for New South Wales, Victoria, Queensland, Western Australia, South Australia and the Northern Territory. This report defines a child in the way the legislation in the jurisdiction in which the offence occurred defines a child or someone below the age of consent. Depending on the legislation and jurisdiction, a child may be defined as under 18, under 17 or under 16 (Dowling et al. 2024).

Three in seven adult offenders were proceeded against for an index child sexual offence (43%, $n=3,753$). Most of these child sexual offenders (92%, $n=3,459$) had been proceeded against only for child sexual offences in 2023–24 (ie no non-child offences), an offender rate of 16.82 per 100,000 adult population (see Table 9). Ninety-six percent of adults with only child sexual offences were male ($n=3,332$) and three percent were female ($n=102$). The child sexual offender rate for men was 32.94 per 100,000 adult male population and for women was 0.98 per 100,000 adult female population.

Table 9: Characteristics of adults with only child sexual offences, 2023–24

Number^a	3,459
% of all offenders	33
Rate^b	16.82
Offender sex	
Male	96% ($n=3,332$)
Female	3% ($n=102$)
Median age (years)	39.8

a: Includes offenders whose sex was not stated or unknown

b: Per 100,000 relevant population

Note: Excludes Tasmania and the ACT because of data constraints. Data relate to adults proceeded against for child sexual offences in 2023–24 and not proceeded against for any non-child sexual offences in the same period. Data may also include adults proceeded against for both child sexual offences and sexual offences where it was not stated/unknown if they were child or non-child offences. Data relate to each offender’s index event. Rates per 100,000 relevant population were calculated using population data from *National, state and territory population* (ABS 2025a). Percentages may not total 100 due to rounding

Source: AIC ASOS 2023–24 [computer file]

Three in five adult offenders with child sexual offences were aged 18–44 years (61%, $n=2,108$) and two in five were aged 45 years and over (39%, $n=1,351$; see Table 10). The median age of adult offenders with child sexual offences was 39.8 years (mean=42.0 years), with males having a higher median age than females (40.0 years vs 36.3 years).

	Male		Female		Total ^a	
	<i>n</i>	%	<i>n</i>	%	<i>n</i>	%
18–44 years	2,021	61	73	72	2,108	61
45 years and over	1,311	39	29	28	1,351	39
Total offenders	3,332		102		3,459	

a: Includes offenders whose sex was not stated or unknown

Note: Excludes Tasmania and the ACT because of data constraints. Data relate to adults proceeded against for child sexual offences in 2023–24 and not proceeded against for any non-child sexual offences in the same period. Data may also include adults proceeded against for both child sexual offences and sexual offences where it was not stated/unknown if they were child or non-child offences. Data relate to each offender's index event. Percentages may not total 100 due to rounding

Source: AIC ASOS 2023–24 [computer file]

Just over a half of adults with only child sexual offences had non-penetrative sexual conduct offences (56%, *n*=1,932; see Tables 11 and B20), one-third (33%, *n*=1,149) had penetrative sexual conduct offences and three in 10 (31%, *n*=1,085) had CSAM offences. Smaller proportions had enabling unlawful sexual conduct (16%, *n*=560), persistent sexual abuse (4%, *n*=147), IBSA (1%, *n*=37) or other sexual offences (<1%, *n*=9). The leading offence for men and women with child sexual offences was non-penetrative sexual conduct (men: 56%, *n*=1,851; women: 67%, *n*=68).

	Male	Female	Total ^a
<i>Penetrative or non-penetrative sexual conduct^b</i>	2,290	77	2,383
Penetrative sexual conduct	1,110	34	1,149
Non-penetrative sexual conduct	1,851	68	1,932
Persistent sexual abuse	141	6	147
Child sexual abuse material	1,051	27	1,085
Image-based sexual abuse	na	na	37
Enabling unlawful sexual conduct	531	22	560
Other sexual offences	na	na	9
Total offenders^c	3,332	102	3,459

a: Includes offenders whose sex was not stated or unknown

b: Numbers do not add to subtotal as some offenders were proceeded against for both penetrative and non-penetrative sexual conduct offences in 2023–24

c: Numbers do not add to total as some offenders were proceeded against for more than one type of sexual offence in 2023–24

Note: Excludes Tasmania and the ACT because of data constraints. Male and female data for IBSA and other sexual offences are not available due to data confidentialisation. Data relate to adults proceeded against for child sexual offences in 2023–24 and not proceeded against for any non-child sexual offences in the same period. Data may also include adults proceeded against for both child sexual offences and sexual offences where it was not stated/unknown if they were child or non-child offences. Data relate to each offender's index event

Source: AIC ASOS 2023–24 [computer file]

Eleven percent of adult offenders with child sexual offences were Aboriginal and/or Torres Strait Islander ($n=380$), 76 percent were non-Indigenous ($n=2,632$) and 13 percent had an unstated or unknown Indigenous status ($n=447$). The same proportion of men and women offenders were Indigenous (men: 11%, $n=369$ vs women: 11%, $n=11$). The median age of Aboriginal and/or Torres Strait Islander adults with child sexual offences was 35.2 years (mean=36.9 years). The median age of non-Indigenous adults with child sexual offences was 40.8 years (mean=42.7 years).

Offender–victim relationship

Data on offender–victim relationships were available for offenders with an identified victim. Adults proceeded against for child sexual offences and no non-child sexual offences were most commonly a non-intimate partner family member of the victim (39%, $n=1,017$; see Table 12). Three in 10 offenders were a non-family member known to the victim (31%, $n=813$), one in six was a stranger (17%, $n=447$) and one in 25 was an intimate partner (4%, $n=111$). Non-intimate partner family member was the most common relationship for male and female adult offenders, although females were more likely to have this relationship with a victim (females: 46%, $n=39$ vs males: 39%, $n=973$).

Table 12: Adults with only child sexual offences by relationship with victim and sex, 2023–24

	Male		Female		Total ^a	
	<i>n</i>	%	<i>n</i>	%	<i>n</i>	%
Intimate partner	105	4	6	7	111	4
Non-intimate partner family member	973	39	39	46	1,017	39
Non-family member known to victim	784	31	22	26	813	31
Stranger	435	17	7	8	447	17
Not stated/unknown	213	8	11	13	224	9
Total offenders	2,510		85		2,612	

a: Includes offenders whose sex was not stated or unknown

Note: Excludes Tasmania and the ACT because of data constraints. Data relate to adults proceeded against for child sexual offences in 2023–24 and not proceeded against for any non-child sexual offences in the same period. Data may also include adults proceeded against for both child sexual offences and sexual offences where it was not stated/unknown if they were child or non-child offences. Data relate to each offender’s index event. Percentages may not total 100 due to rounding

Source: AIC ASOS 2023–24 [computer file]

Location of offending

More than three in four adults with child sexual offences (78%, $n=2,714$; see Table B21) had perpetrated at least one offence at or around a residential location, which was greater than the proportion of youth offenders with offences at residential locations (58%, $n=822$; see Table B10). A smaller proportion of adults had perpetrated offences at community (12%, $n=408$) or other locations (8%, $n=292$). Women were more likely than men to have perpetrated an offence at a residential location (85%, $n=87$ vs 78%, $n=2,610$).

Number of incidents and victims

Adults with child sexual offences were proceeded against for between one and 10 sexual offence incidents in 2023–24. Eighty-six percent ($n=2,989$; see Table B22) of adults with child sexual offences were proceeded against for one incident and 14 percent ($n=470$) for two or more. Men were more likely than women (14%, $n=459$ vs 10%, $n=10$) to have been proceeded against for multiple incidents.

Offenders who had identifiable victims had between one and 20 unique victims in 2023–24, with a median of 1.0 victim (mean=1.3 victims). Four in five offenders (80%, $n=2,119$; see Tables 13 and B23) had one victim and one in five had two or more victims (20%, $n=514$). Men were more likely than women to have had multiple victims (20%, $n=496$ vs 16%, $n=14$).

Table 13: Adults with only child sexual offences by number of victims and offender sex, 2023–24 (n)

	Male	Female	Total ^a
1 victim	2,035	71	2,119
2 or more victims	496	14	514
Total offenders	2,531	85	2,633

a: Includes offenders whose sex was not stated or unknown

Note: Excludes Tasmania and the ACT because of data constraints. Data relate to adults proceeded against for child sexual offences in 2023–24 and not proceeded against for any non-child sexual offences in the same period. Data may also include adults proceeded against for both child sexual offences and sexual offences where it was not stated/unknown if they were child or non-child offences

Source: AIC ASOS 2023–24 [computer file]

Number and type of proceedings

In 2023–24, 92 percent of adults with child sexual offences ($n=3,183$; see Table B24) were proceeded against once for sexual offending and eight percent ($n=276$) were proceeded against more than once. The median number of police proceedings was 1.0 (mean=1.1).

Ninety-five percent of adults with child sexual offences ($n=3,274$; see Table B25) were charged, arrested or summonsed, which was more than three times greater than the proportion of youth offenders charged, arrested or summonsed (29%). Seven percent of adult offenders ($n=230$) had been proceeded against with other actions. Men were more likely than women to have been charged, arrested or summonsed (95%, $n=3,159$ vs 88%, $n=90$).

Adults with non-child sexual offences

The characteristics of offenders with non-child sexual offences were available for New South Wales, Victoria, Queensland, Western Australia, South Australia and the Northern Territory. One in two adult offenders were proceeded against for an index non-child sexual offence (50%, $n=4,359$). More than nine in 10 of these adults (93%, $n=4,065$) had been proceeded against only for non-child sexual offences in 2023–24 (ie no child sexual offences; see Table 14), equating to an offender rate of 19.77 per 100,000 adult population.

Number^a	4,065
% of all offenders	39
Rate^b	19.77
Offender sex	
Male	94% (<i>n</i> =3,839)
Female	5% (<i>n</i> =196)
Median age (years)	36.8

a: Includes offenders whose sex was not stated or unknown

b: Per 100,000 relevant population

Note: Excludes Tasmania and the ACT because of data constraints. Data relate to adults proceeded against for non-child sexual offences in 2023–24 and not proceeded against for any child sexual offences in the same period. Data may also include adults proceeded against for both non-child sexual offences and sexual offences where it was not stated/unknown if they were child or non-child offences. Data relate to each offender’s index event. Rates per 100,000 relevant population were calculated using population data from *National, state and territory population* (ABS 2025a). Percentages may not total 100 due to rounding

Source: AIC ASOS 2023–24 [computer file]

Nineteen in 20 offenders with non-child sexual offences were male (94%, *n*=3,839) and one in 20 was female (5%, *n*=196; see Table 14). The male offender rate was 37.96 per 100,000 relevant adult male population and female offender rate was 1.88 per 100,000 relevant adult female population.

Seven in 10 adults with non-child sexual offences were aged 18–44 years (70%, *n*=2,850) and three in 10 were aged 45 years and over (30%, *n*=1,215; see Table 15). The median age of adults with non-child sexual offences was 36.8 years (mean=38.9 years), with men having a higher median age (37.0 years, mean=39.1 years) than women (33.3 years, mean=35.3 years).

	Male	Female	Total ^a
18–44 years	2,669	157	2,850
45 years and over	1,170	39	1,215
Total offenders	3,839	196	4,065

a: Includes offenders whose sex was not stated or unknown

Note: Excludes Tasmania and the ACT because of data constraints. Data relate to adults proceeded against for non-child sexual offences in 2023–24 and not proceeded against for any child sexual offences in the same period. Data may also include adults proceeded against for both non-child sexual offences and sexual offences where it was not stated/unknown if they were child or non-child offences. Data relate to each offender’s index event

Source: AIC ASOS 2023–24 [computer file]

Three in five offenders (59%, $n=2,402$) with non-child sexual offences had non-penetrative sexual offences, one in three (34%, $n=1,381$) had penetrative sexual offences, one in six (16%, $n=639$) had IBSA offences and one in 50 (2%, $n=65$) had enabling unlawful sexual conduct offences (see Table 16). Men and women with non-child sexual offences most commonly had non-penetrative sexual conduct offences (men: 60%, $n=2,286$; women: 51%, $n=100$). Men were more likely than women to have penetrative sexual conduct offences (men: 35%, $n=1,351$ vs women: 10%, $n=20$), and women were more likely than men to have IBSA offences (women: 43%, $n=85$ vs men: 14%, $n=547$).

Table 16: Adults with only non-child sexual offences by offence and sex, 2023–24 (n)

	Male	Female	Total ^a
<i>Penetrative or non-penetrative sexual conduct^b</i>	3,334	112	3,469
Penetrative sexual conduct	1,351	20	1,381
Non-penetrative sexual conduct	2,286	100	2,402
Image-based sexual abuse	547	85	639
Enabling unlawful sexual conduct	na	na	65
Total offenders^c	3,839	196	4,065

a: Includes offenders whose sex was not stated or unknown

b: Numbers do not add to subtotal as some offenders were proceeded against for both penetrative and non-penetrative sexual conduct offences in 2023–24

c: Numbers do not add to total as some offenders were proceeded against for more than one type of sexual offence in 2023–24

Note: Excludes Tasmania and the ACT because of data constraints. Male and female data for enabling unlawful sexual conduct offences are not available due to data confidentialisation. Data relate to adults proceeded against for non-child sexual offences in 2023–24 and not proceeded against for any child sexual offences in the same period. Data may also include adults proceeded against for both non-child sexual offences and sexual offences where it was not stated/unknown if they were child or non-child offences. Data relate to each offender's index event

Source: AIC ASOS 2023–24 [computer file]

One in eight adults with non-child sexual offences were Aboriginal and/or Torres Strait Islander (12%, $n=497$), four in five were non-Indigenous (80%, $n=3,256$) and one in 12 had an unstated or unknown Indigenous status (8%, $n=312$). The median age of Indigenous adults with non-child sexual offences was 33.2 years (mean=35.0 years). The median age of non-Indigenous adults with non-child sexual offences was 37.2 years (mean=39.5 years).

Offender–victim relationship

Most adult offenders with non-child sexual offences and no child sexual offences knew their victim. Among offenders with identified victims, three in 10 (29%, $n=1,189$; see Table 17) were a non-family member of their victim, one in four was an intimate partner (26%, $n=1,040$) and one in 25 was a non-intimate partner family member (4%, $n=157$). Almost three in 10 offenders (28%, $n=1,152$) were not known to the victim. Men were more likely than women to offend against an intimate partner (26%, $n=994$ vs 20%, $n=39$). Women were more likely than men to offend against a non-family member (32%, $n=63$ vs 29%, $n=1,115$).

Table 17: Adults with only non-child sexual offences by relationship with victim and sex, 2023–24

	Male		Female		Total ^a	
	<i>n</i>	%	<i>n</i>	%	<i>n</i>	%
Intimate partner	994	26	39	20	1,040	26
Non-intimate partner family member	na	na	na	na	157	4
Non-family member known to victim	1,115	29	63	32	1,189	29
Stranger	na	na	na	na	1,152	28
Not stated/unknown	466	12	55	28	523	13
Total offenders	3,837		194		4,061	

a: Includes offenders whose sex was not stated or unknown

Note: Excludes Tasmania and the ACT because of data constraints. Data relate to adults proceeded against for non-child sexual offences in 2023–24 and not proceeded against for any child sexual offences in the same period. Data may also include adults proceeded against for both non-child sexual offences and sexual offences where it was not stated/unknown if they were child or non-child offences. Data for male and female offenders with non-intimate partner family member victims and male and female offenders with stranger victims are not available due to data confidentialisation. Data relate to each offender’s index event

Source: AIC ASOS 2023–24 [computer file]

Location of offending

Three in five adults with non-child sexual offences (61%, $n=2,479$; see Table B27) were proceeded against for at least one offence that occurred at or around a residential location, less than the equivalent proportion of adults with child sexual offences (78%). Smaller but similar proportions of adults had perpetrated offences at community (21%, $n=865$) or other locations (18%, $n=740$). Women were more likely than men to have offended at or around residential locations (70%, $n=138$ vs 61%, $n=2,325$), and men were more likely than women to have offended at other locations (19%, $n=715$ vs 9%, $n=18$). Men and women were similarly likely to have offended at community locations (21%, $n=821$ vs 19%, $n=37$).

Number of incidents and victims

In 2023–24, 93 percent of adults with non-child sexual offences were proceeded against for one sexual offence incident ($n=3,769$; see Table B28) and seven percent were proceeded against for two or more incidents ($n=296$). Men were more likely than women to have been proceeded against for multiple incidents (8%, $n=288$ vs 4%, $n=7$).

Adults with non-child sexual offences had a median number of unique victims of 1.0 (mean=1.1 victims, range=1–31; see Table B29). Ninety-two percent of offenders ($n=3,728$) had one unique victim and eight percent had two or more victims ($n=333$; see Table 18). Similar proportions of men and women had two or more victims (8%, $n=313$ vs 9%, $n=18$).

Table 18: Adults with only non-child sexual offences by number of victims and offender sex, 2023–24 (n)

	Male	Female	Total ^a
1 victim	3,524	176	3,728
2 or more victims	313	18	333
Total offenders	3,837	194	4,061

a: Includes offenders whose sex was not stated or unknown

Note: Excludes Tasmania and the ACT because of data constraints. Data relate to adults proceeded against for non-child sexual offences in 2023–24 and not proceeded against for any child sexual offences in the same period. Data may also include adults proceeded against for both non-child sexual offences and sexual offences where it was not stated/unknown if they were child or non-child offences

Source: AIC ASOS 2023–24 [computer file]

Number and type of proceedings

Adults with non-child sexual offences had a median of 1.0 police proceedings for sexual offences in 2023–24 (mean=1.0, range=1–5). Ninety-three percent of offenders ($n=3,791$; see Table B30) were proceeded against with a charge, arrest or summons, and seven percent ($n=294$) had another type of police action. As was the case with adults with child sexual offences, men with non-child sexual offences were more likely than women to have been charged, arrested or summonsed (94%, $n=3,595$ vs 85%, $n=166$).

Adults with child and non-child sexual offences

Three percent of adult offenders were proceeded against for child and non-child sexual offences ($n=294$; see Table 19), a rate of 1.43 per 100,000 adult population. Ninety-eight percent of offenders with child and non-child offences were male ($n=287$). The median age of these offenders was 40.4 years (mean=41.7 years), with three in five aged 18–44 years (59%, $n=173$) and two in five aged 45 years and over (41%, $n=121$). More than three-quarters of these offenders (77%, $n=225$) had non-penetrative sexual offences, greater than the proportion of adults with only child (56%) or only non-child (59%) non-penetrative offences. Twelve percent of these offenders were Aboriginal and/or Torres Strait Islander ($n=35$), 82 percent were non-Indigenous ($n=242$) and six percent had an unstated or unknown Indigenous status ($n=17$).

Table 19: Characteristics of adults with child and non-child sexual offences, 2023–24

Number	294
% of all offenders	3
Rate^a	1.43
Offender sex	
Male	98% ($n=287$)
Female	2% ($n=7$)
Median age (years)	40.4

a: Per 100,000 relevant population

Note: Excludes Tasmania and the ACT because of data constraints. Data relate to adults proceeded against for child sexual offences and non-child sexual offences in 2023–24. Data may also include adults proceeded against for both child and non-child sexual offences, and sexual offences where it was not stated/unknown if they were child or non-child offences. Data relate to each offender’s index event. Rates per 100,000 relevant population were calculated using population data from *National, state and territory population* (ABS 2025a)

Source: AIC ASOS 2023–24 [computer file]

References

URLs correct as at March 2026

Australian Bureau of Statistics 2025a. *National, state and territory population*. Canberra: ABS. <https://www.abs.gov.au/statistics/people/population/national-state-and-territory-population/jun-2025>

Australian Bureau of Statistics 2025b. *Recorded crime – offenders*. Canberra: ABS. <https://www.abs.gov.au/statistics/people/crime-and-justice/recorded-crime-offenders/2023-24>

Australian Bureau of Statistics 2024. *Estimates and projections, Australian Aboriginal and Torres Strait Islander population*. Canberra: ABS. <https://www.abs.gov.au/statistics/people/aboriginal-and-torres-strait-islander-peoples/estimates-and-projections-australian-aboriginal-and-torres-strait-islander-population/2011-2031>

Australian Bureau of Statistics 2023a. *Australian and New Zealand Standard Offence Classification (ANZSOC)*. Canberra: ABS. <https://www.abs.gov.au/statistics/classifications/australian-and-new-zealand-standard-offence-classification-anzsoc/2023>

Australian Bureau of Statistics 2023b. *Sexual violence*. Canberra: ABS. <https://www.abs.gov.au/statistics/people/crime-and-justice/sexual-violence/2021-22>

Australian Bureau of Statistics 2011. *Australian and New Zealand Standard Offence Classification (ANZSOC), 3rd ed*. Canberra: ABS. <https://www.abs.gov.au/statistics/classifications/australian-and-new-zealand-standard-offence-classification-anzsoc/2011>

Bright S, Roach C, Barnaba L, Walker S & Millsted M 2021. *Attrition of sexual offence incidents through the Victorian criminal justice system: 2021 update*. Melbourne: Crime Statistics Agency. <https://www.crimestatistics.vic.gov.au/research-and-evaluation/publications/attrition-of-sexual-offence-incidents-through-the-victorian>

Crime Statistics Agency 2023. *Location type classification*. Melbourne: Crime Statistics Agency. <https://www.crimestatistics.vic.gov.au/about-the-data/classifications-and-victorian-map-boundaries/location-type-classification>

Dowling C, Lawler S, Doherty L & Wolbers H 2024. *National review of child sexual abuse and sexual assault legislation in Australia*. Canberra: Australian Institute of Criminology. <https://doi.org/10.52922/sp77581>

Morgan A 2022. *Exploring the role of opportunity in recidivist child sexual offending*. Research Report no. 24. Canberra: Australian Institute of Criminology. <https://doi.org/10.52922/rr78719>

Moritz D & Christensen L 2020. When sexting conflicts with child sexual abuse material: The legal and social consequences for children. *Psychiatry, Psychology and Law* 27(5): 815–830. <https://doi.org/10.1080/13218719.2020.1742242>

Appendix A: Methodology

Sexual offences are coded into broad types of conduct (see Box A1) based on categories developed by an extensive national review of child sexual abuse and sexual assault legislation in Australia (Dowling et al. 2024). This report also adds a new category, 'other sexual offending', for sexual offences not categorised by the national review.

Box A1: Sexual offence categories

Penetrative or non-penetrative sexual conduct

Penetrative sexual conduct

Penetrative sexual conduct is defined as non-consensual sexual intercourse with or penetration (to any extent) of another person. This does not include penetration carried out for proper medical or hygienic purposes, or any other purpose authorised by law.

Non-penetrative sexual conduct

Non-penetrative sexual conduct includes a range of other behaviours involving non-consensual sexual physical contact without penetration. These refer broadly to conduct of a sexual nature, including sexualised touching or touching of the genitalia, and sexual behaviours or gestures in the presence of a victim.

Persistent sexual abuse

Persistent sexual abuse offences apply in circumstances where a child has been subjected to ongoing patterns of sexual abuse in which repeated instances of sexual offending are alleged to have been perpetrated by an offender over a period of time.

Box A1: Sexual offence categories (cont.)

Handling of unlawful sexual material

Handling of unlawful sexual material comprises conduct pertaining to child sexual abuse material (CSAM) and image-based sexual abuse (IBSA).

Child sexual abuse material

CSAM offences involve conduct pertaining to material that sexually depicts children. Every Australian jurisdiction has specifically criminalised the possession, distribution and production of CSAM.

Image-based sexual abuse

IBSA offences involve taking and/or distributing an intimate image or recording without the consent of the person depicted, or threatening to take and distribute such material. This material can include depictions of a person engaged in a sexual act, or images of a person's breasts, genitals or anal region.

Conduct done to enable unlawful sexual conduct

Enabling offences involve various forms of conduct undertaken with the intent of enabling unlawful sexual conduct. These include:

- coercion—making another person do something against their will through the use of violence, force or intimidation, specifically with the intent of engaging in unlawful sexual conduct of some kind;
- deception and trickery—unlawful sexual conduct committed against victims procured through false pretence, false or misleading representation, or fraud; deceptive recruitment of victims into delivering sexual services; and deception regarding sexual health status in the context of sex work;
- use of substances—coercive or deceptive administration of an intoxicating substance to render a victim incapacitated to allow the offender to engage in unlawful sexual conduct against them;
- procuring, grooming and encouragement—enticing or persuading a person into engaging in unlawful sexual conduct. Due to the nature of this conduct, the offences relate mostly to victims who are children or young people;
- incitement—offences that involve offenders encouraging or making (through whatever means) another person commit a sexual offence;
- facilitation—any conduct that aids or enables another person to commit a sexual offence or to avoid apprehension for a sexual offence;
- causing a child to perform sexual services—conduct that results in a child providing commercial sexual services.

Box A1: Sexual offence categories (cont.)

Other sexual offences

Other sexual offences include conduct that is defined as a sexual offence by ANZSOC 2023 but not categorised by the national review of child sexual abuse and sexual assault legislation in Australia (Dowling et al. 2024). Offences include sexual contact or activity with an animal.

Note: The *National review of child sexual abuse and sexual assault legislation in Australia* (Dowling et al. 2024) also categorises offences relating to a failure to report or stop unlawful sexual conduct. This report excludes failure to report child sexual abuse offences as we did not request data for these offences from police agencies because ANZSOC 2023 classifies them as acts that harm or endanger persons rather than sexual offences. This report also excludes trafficking and sexual servitude offences as they are modern slavery offences

Source: Adapted from Dowling et al. (2024)

This report codes the location of sexual offences at the subdivision level of the location type classification published by Victoria’s Crime Statistics Agency (2023; see Table A1).

Table A1: Location type classification

Location division	Location subdivision
Residential	Dwelling—private
	Dwelling—non-private
	Grounds/surrounding land
Community	Education
	Health
	Religious
	Public transport
	Other transport
	Justice
	Open space
	Street/footpath
	Other community location
Other	Administrative/professional
	Financial
	Retail
	Wholesale
	Warehousing/storage
	Manufacturing
	Agricultural
	Recreational
Unknown	Unknown location
	Missing

Source: Crime Statistics Agency (2023)

State and territory data items coding

New South Wales

New South Wales Police Force provided data for offenders proceeded against for sexual offences in 2023–24 by any of the following methods:

- charge and bail/remand;
- charge and summons;
- formal caution or formal warning;
- conference; or
- penalty notice.

Victoria

Victoria Police provided the age of each offender and victim at the date of offence and date of proceeding rather than the dates of birth.

Victoria Police also provided data on offenders proceeded against for sexual offences in 2023–24 with the following offence outcome categories:

- intent to summon;
- no offence detected;
- offender processed; or
- summons not authorised.

The ‘offender processed’ outcome was broken down into the following categories:

- arrest;
- caution;
- complaint withdrawn;
- not authorised;
- offender deceased;
- summons applied for/issued;
- under age; or
- other.

To standardise the Victorian data with those of the other jurisdictions, we restricted the sexual offence data to offences coded with the following methods of processing:

- arrest;
- caution;
- summons applied for/issued; or
- other.

This report also only includes offences with an ‘offender processed’ outcome as the ASOS collection inclusion criteria stipulated that an offender must have been proceeded against by police in the form of a charge, caution or other action.

This report excludes individuals with the offences of ‘abduction or detention for a sexual purpose’ and ‘abduction or detention of a child under the age of 16 for a sexual purpose’. It also excludes failure to report child abuse offences as ANZSOC 2023 classifies these offences as acts that harm or endanger persons rather than sexual offences. It also excludes individuals with the offences ‘behaves in a riotous indecent offensive manner’ and ‘behave in indecent manner public place’.

Additionally, the offence ‘assault with intent to rape’ was recoded from a penetrative sexual conduct offence to an enabling unlawful sexual conduct offence, and ‘observe person’s genitals—upskirting’ was recoded from image-based sexual abuse to non-penetrative sexual conduct.

Offences that involved an identified victim and had no relationship specified were coded as having an offender–victim relationship of ‘not stated or unknown’.

In past reports, the age of offenders in Victoria may not have been their age at their first police proceeding for a sexual offence in the reference period. In this report the age is the offender’s age at their first police proceeding for a sexual offence in 2023–24. The victim’s age is based on the end date of offending rather than the start date.

Queensland

Queensland Police Service provided data for offenders proceeded against for sexual offences in 2023–24 with the following methods:

- charge and bail/remand;
- charge and summons;
- other court action, not elsewhere classified;
- formal caution or formal warning;
- conference;
- penalty notices; or
- other non-court action, not elsewhere classified.

We excluded offences with an ‘other non-court action, not elsewhere classified’ method of proceeding to ensure the data met the ASOS collection criteria.

Western Australia

Western Australia Police Force provided data for offenders proceeded against for sexual offences in 2023–24 with the following process outcomes:

- arrest;
- cautioned—young offender (oral);
- cautioned—young offender (written);
- no action taken;
- not in public interest;
- notice to attend;
- referred to juvenile justice team;
- statute barred; or
- summonsed.

To ensure the data met the ASOS collection criteria, we included offences in the following categories:

- arrest;
- cautioned—young offender (oral);
- cautioned—young offender (written);
- referred to juvenile justice team; or
- summonsed.

Western Australia Police Force’s Incident Management System uses identifiers for each offender and victim. A person may have multiple identifiers and their offence history and associations may be spread across multiple identifiers. Where an offender or victim included in this report has multiple identifiers in the Incident Management System, data on criminal history and the relationship between an offender and victim may be incomplete.

The date of birth and Indigenous status of offenders and victims was obtained based on the current information associated with their system identifier in the Incident Management System. Western Australia Police Force defined a sexual offence as an offence categorised as sexual assault and related offences by ANZSOC 2011 but also included the offence ‘distribution of intimate image’.

South Australia

South Australia Police provided data for offenders proceeded against for sexual offences in 2023–24 with the following methods of proceeding:

- caution adult;
- caution juvenile;
- family conference juvenile;
- juvenile victim offences cannot be particularised;
- no offence revealed;
- offender application made;
- offender arrested;
- offender died;
- offender reported;
- victim wants no further action; or
- warrant issued.

To ensure the data met the ASOS collection criteria, we included offences in the following categories:

- caution adult;
- caution juvenile;
- family conference juvenile;
- offender application made;
- offender arrested; or
- offender reported.

It could not be determined whether the offences ‘sexual assault—compelled sexual manipulation’ and ‘sexual assault—compelled sexual manipulation (aggravated)’ were penetrative sexual conduct or non-penetrative sexual conduct, so these two offences were coded to an aggregated penetrative or non-penetrative sexual conduct category.

Tasmania

Due to constraints connecting data from different crime recording systems, this report does not include information about victims or incidents for Tasmania. Tasmania data on prior police proceedings excludes proceedings for breach of bail and traffic offences.

Tasmania Police provided data for offenders proceeded against for sexual offences in 2023–24 with the following methods of proceeding:

- court action; or
- youth caution.

For the Tasmanian data, offenders with a charge, arrest or summons comprise individuals proceeded against for sexual offences by court actions. Offenders with other actions comprise individuals proceeded against for sexual offences by youth cautions.

Australian Capital Territory

Australian Capital Territory Policing provided data for offenders proceeded against for sexual offences in 2023–24 with the following methods of proceeding:

- charge and bail/remand;
- charge and summons;
- formal caution or formal warning; or
- conference.

Australian Capital Territory Policing data do not allow for direct linking of offender charges to a victim. Therefore, this report does not include any information from the Australian Capital Territory that combined offender and victim information. Additionally, Australian Capital Territory Policing did not provide the Indigenous status of victims.

The minimum age of criminal responsibility in the Australian Capital Territory was raised from 10 years to 12 years in November 2023. This report's ACT data include only offenders who were proceeded against in 2023–24 for a sexual offence that occurred when they were 12 years or over. Caution should be used when comparing Australian Capital Territory statistics with those from earlier reference periods.

Northern Territory

Northern Territory Police Force provided data for offenders proceeded against for sexual offences in 2023–24 with the following methods of proceeding:

- arrested and charged;
- caution/warning—adult;
- infringement notice issued;
- notice to appear;
- summons; and
- youth diversion scheme family conference.

Several changes affect the comparability of 2023–24 Northern Territory data and data from previous periods. First, Northern Territory Police Force implemented a new crime recording system in 2023. In 2023–24 the method ‘notice to appear’ was also categorised as charge, arrest or summons based on Northern Territory Police Force data. Previously this method was categorised as ‘other action’. Further, the minimum age of criminal responsibility was raised from 10 to 12 years in the Northern Territory in August 2023. Data for the Northern Territory include only offenders proceeded against in 2023–24 for a sexual offence that occurred when they were 12 years or over. These changes mean that caution should be used when comparing 2023–24 Northern Territory statistics with those from earlier reference periods.

Appendix B: Data tables

Table B1: Offenders by sex, age group (years) and jurisdiction, 2023–24 (n)									
	NSW	Vic	Qld	WA	SA	Tas	ACT	NT	Total
Males									
Youth offenders									
10–17	206	158	492	173	55	na	8	na	1,108
Adult offenders									
18–44	1,707	971	1,460	688	445	na	na	na	5,487
45 and over	947	542	762	393	223	na	na	na	2,981
<i>Male adult offenders</i>	<i>2,654</i>	<i>1,513</i>	<i>2,222</i>	<i>1,081</i>	<i>668</i>	<i>na</i>	<i>na</i>	<i>na</i>	<i>8,468</i>
Total male offenders^a	2,860	1,683	2,716	1,254	723	130	na	na	9,590
Mean age (years)	39.3	38.2	35.8	36.8	38.9	38.7	40.3	36.0	37.7
Median age (years)	37.1	37.0	34.1	36.0	37.8	34.9	38.0	35.3	36.0
Females									
Youth offenders									
10–17	55	36	166	36	14	na	0	na	310
Adult offenders									
18–44	101	60	83	26	11	na	na	na	290
45 and over	24	16	29	9	9	na	na	na	95
<i>Female adult offenders</i>	<i>125</i>	<i>76</i>	<i>112</i>	<i>35</i>	<i>20</i>	<i>na</i>	<i>na</i>	<i>na</i>	<i>385</i>
Total female offenders^a	180	113	278	71	34	9	na	na	696
Mean age (years)	29.1	28.7	23.8	26.5	32.4	32.9	47.0	37.7	27.1
Median age (years)	26.4	27.5	15.7	17.0	24.4	25.2	44.0	33.0	21.8

Table B1: Offenders by sex, age group (years) and jurisdiction, 2023–24 (n) (cont.)									
	NSW	Vic	Qld	WA	SA	Tas	ACT	NT	Total
All offenders^b									
Youth offenders									
10–17	263	194	659	211	69	11	8	8	1,423
Adult offenders									
18–44	1,844	1,031	1,546	718	456	82	77	67	5,821
45 and over	993	558	792	402	233	47	50	25	3,100
<i>Total adult offenders</i>	<i>2,837</i>	<i>1,589</i>	<i>2,338</i>	<i>1,120</i>	<i>689</i>	<i>129</i>	<i>127</i>	<i>92</i>	<i>8,921</i>
Total offenders^a	3,100	1,796	2,999	1,331	758	140	135	100	10,359
Mean age (years)	38.7	37.6	34.7	36.2	38.6	38.2	40.5	36.1	37.0
Median age (years)	36.7	36.0	32.7	35.0	37.6	34.5	38.0	35.2	35.5

a: Includes offenders whose age was not stated or unknown

b: Includes offenders whose sex was not stated or unknown

Note: Age group data for male and female offenders are not available for Tasmania, the ACT and the NT due to data confidentialisation. Total male and female offender data are not available for the ACT and the NT due to data confidentialisation. Data relate to each offender's index event

Source: AIC ASOS 2023–24 [computer file]

Table B2: Offenders by sex, age group (years) and jurisdiction, 2023–24 (rate per 100,000 relevant population)									
	NSW	Vic	Qld	WA	SA	Tas	ACT	NT	Total
Males									
Youth offenders									
10–17	48.23	46.45	165.17	112.95	60.44	na	46.76	na	80.59
Adult offenders									
18–44	105.19	71.14	142.33	117.66	131.22	na	na	na	105.54
45 and over	56.56	41.11	68.92	68.09	56.07	na	na	na	55.97
<i>Male adult offenders</i>	<i>80.50</i>	<i>56.38</i>	<i>104.25</i>	<i>93.04</i>	<i>90.65</i>	<i>na</i>	<i>na</i>	<i>na</i>	<i>80.45</i>
Total male offenders^a	76.79	55.66	111.80	95.36	87.33	51.10	na	na	80.65
Females									
Youth offenders									
10–17	13.68	11.16	59.06	24.81	16.18	na	0.00	na	23.87
Adult offenders									
18–44	6.39	4.42	8.05	4.64	3.32	na	na	na	5.67
45 and over	1.33	1.10	2.44	1.49	2.07	na	na	na	1.65
<i>Female adult offenders</i>	<i>3.69</i>	<i>2.71</i>	<i>5.05</i>	<i>3.01</i>	<i>2.61</i>	<i>na</i>	<i>na</i>	<i>na</i>	<i>3.54</i>
Total female offenders^a	4.75	3.61	11.12	5.43	3.99	3.45	na	na	5.72
All offenders^b									
Youth offenders									
10–17	31.72	29.28	113.83	70.75	38.87	20.29	24.03	39.61	53.22
Adult offenders									
18–44	57.56	37.88	75.14	62.73	67.97	42.76	36.62	57.95	56.42
45 and over	28.50	20.15	34.54	34.04	27.99	17.46	29.60	30.36	27.97
<i>Total adult offenders</i>	<i>42.42</i>	<i>28.94</i>	<i>53.74</i>	<i>48.16</i>	<i>45.83</i>	<i>27.99</i>	<i>33.50</i>	<i>46.48</i>	<i>41.69</i>
Total offenders^a	41.24	29.19	60.84	50.73	45.10	27.18	32.73	45.84	43.06

a: Includes offenders whose age was not stated or unknown

b: Includes offenders whose sex was not stated or unknown

Note: Age group data for male and female offenders are not available for Tasmania, the ACT and the NT due to data confidentialisation. Total male and female offender data are not available for the ACT and the NT due to data confidentialisation. Data relate to each offender's index event. Rates per 100,000 relevant population were calculated using population data from *National, state and territory population* (ABS 2025a)

Source: AIC ASOS 2023–24 [computer file]

Table B3: Offenders by sex, offence type and jurisdiction, 2023–24 (n)									
	NSW	Vic	Qld	WA	SA	Tas	ACT	NT	Total
Male offenders									
<i>Penetrative or non-penetrative sexual conduct^a</i>	2,064	1,199	2,285	1,060	575	103	na	na	7,474
Penetrative sexual conduct	838	347	839	456	336	na	na	21	2,952
Non-penetrative sexual conduct	1,651	1,056	1,671	828	298	na	na	na	5,717
Child sexual abuse material	429	270	460	204	113	na	na	18	1,524
Total male offenders^b	2,860	1,683	2,716	1,254	723	130	na	na	9,590
Female offenders									
<i>Penetrative or non-penetrative sexual conduct^a</i>	60	54	129	47	20	5	na	na	322
Penetrative sexual conduct	21	12	20	14	11	na	na	0	81
Non-penetrative sexual conduct	52	50	120	38	14	na	na	na	283
Child sexual abuse material	47	13	156	28	11	na	0	0	258
Total female offenders^b	180	113	278	71	34	9	na	na	696
All offenders^c									
<i>Penetrative or non-penetrative sexual conduct^a</i>	2,167	1,253	2,419	1,113	596	108	119	76	7,851
Penetrative sexual conduct	872	359	860	473	348	46	72	21	3,051
Non-penetrative sexual conduct	1,738	1,106	1,795	869	312	76	88	58	6,042
Persistent sexual abuse	39	5	0	32	84	na	9	na	176
Child sexual abuse material	483	283	616	233	124	24	9	18	1,790
Enabling unlawful sexual conduct	317	182	107	84	71	18	17	5	801
Other sexual offences	5	16	12	0	0	7	0	0	40
Total offenders^d	3,100	1,796	2,999	1,331	758	140	135	100	10,359

a: Numbers do not add to subtotal as some offenders were proceeded against for both penetrative and non-penetrative sexual conduct offences in 2023–24

b: Includes offenders proceeded against for persistent sexual abuse, IBSA, enabling unlawful sexual conduct, or other sexual offences

c: Includes offenders whose sex was not stated or unknown

d: Includes offenders proceeded against for IBSA offences

Note: Offenders may have been proceeded against for more than one type of sexual offence in 2023–24. Data are not available due to data confidentialisation for: male and female penetrative or non-penetrative sexual conduct offenders in the ACT and the NT; male and female penetrative sexual conduct offenders in Tasmania and the ACT; male and female non-penetrative sexual conduct offenders in Tasmania, the ACT and the NT; male and female CSAM offenders in Tasmania and the ACT; total male and female offenders in the ACT and the NT; and persistent sexual abuse offenders in Tasmania and the NT. Data relate to each offender's index event

Source: AIC ASOS 2023–24 [computer file]

Table B4: Offenders by sex, offence type and jurisdiction, 2023–24 (rate per 100,000 relevant population)									
	NSW	Vic	Qld	WA	SA	Tas	ACT	NT	Total
Male offenders									
<i>Penetrative or non-penetrative sexual conduct</i>	55.42	39.65	94.06	80.60	69.45	40.49	na	na	62.86
Penetrative sexual conduct	22.50	11.48	34.54	34.67	40.59	na	na	18.76	24.83
Non-penetrative sexual conduct	44.33	34.93	68.78	62.96	36.00	na	na	na	48.08
Child sexual abuse material	11.52	8.93	18.94	15.51	13.65	na	na	16.08	12.82
Total male offenders^a	76.79	55.66	111.80	95.36	87.33	51.10	na	na	80.65
Female offenders									
<i>Penetrative or non-penetrative sexual conduct</i>	1.58	1.73	5.16	3.59	2.42	1.97	na	na	2.65
Penetrative sexual conduct	0.55	0.38	0.80	1.07	1.33	na	na	0.00	0.67
Non-penetrative sexual conduct	1.37	1.60	4.80	2.90	1.69	na	na	na	2.33
Child sexual abuse material	1.24	0.42	6.24	2.14	1.33	na	0.00	0.00	2.12
Total female offenders^a	4.75	3.61	11.12	5.43	4.11	3.54	na	na	5.72
All offenders^b									
<i>Penetrative or non-penetrative sexual conduct</i>	28.83	20.36	49.07	42.42	71.99	42.45	28.85	34.84	32.64
Penetrative sexual conduct	11.60	5.83	17.45	18.03	42.04	18.08	17.46	9.63	12.68
Non-penetrative sexual conduct	23.12	17.97	36.41	33.12	37.69	29.87	21.34	26.59	25.12
Persistent sexual abuse	0.52	0.08	0.00	1.22	10.15	na	2.18	na	0.73
Child sexual abuse material	6.43	4.60	12.50	8.88	14.98	9.43	2.18	8.25	7.44
Enabling unlawful sexual conduct	4.22	2.96	2.17	3.20	8.58	7.08	4.12	2.29	3.33
Other sexual offences	0.07	0.26	0.24	0.00	0.00	2.75	0.00	0.00	0.17
Total offenders^c	41.24	29.19	60.84	50.73	45.10	55.03	32.73	45.84	43.06

a: Includes offenders proceeded against for persistent sexual abuse, IBSA, enabling unlawful sexual conduct, or other sexual offences

b: Includes offenders whose sex was not stated or unknown

c: Includes offenders proceeded against for IBSA offences

Note: Offenders may have been proceeded against for more than one type of sexual offence in 2023–24. Due to confidentialisation, data are not available on male and female penetrative or non-penetrative sexual conduct offenders in the ACT and the NT; male and female penetrative sexual conduct offenders in Tasmania and the ACT; male and female non-penetrative sexual conduct offenders in Tasmania, the ACT and the NT; male and female CSAM offenders in Tasmania and the ACT; total male and female offenders in the ACT and the NT; and persistent sexual abuse offenders in Tasmania and the NT. Data relate to each offender's index event. Rates per 100,000 relevant population were calculated using population data from *National, state and territory population* (ABS 2025a)

Source: AIC ASOS 2023–24 [computer file]

	Male	Female
10–11 years ^a	28	6
12–13 years	198	104
14–15 years	441	150
16–17 years	441	50
Total offenders	1,108	310

a: Excludes the ACT and the NT, where the age of criminal responsibility was 12 years during 2023–24

Note: Data relate to each offender's index event

Source: AIC ASOS 2023–24 [computer file]

	Male	Female	Total ^a
<i>Penetrative or non-penetrative sexual conduct^b</i>	646	57	708
Penetrative sexual conduct	252	19	274
Non-penetrative sexual conduct	480	44	526
<i>Handling of unlawful sexual material^c</i>	491	266	758
Child sexual abuse material	375	226	602
Image-based sexual abuse	124	42	166
Enabling unlawful sexual conduct	56	8	64
Other sexual offences	na	na	6
Total offenders^d	1,108	310	1,423

a: Includes offenders whose sex was not stated or unknown

b: Numbers do not add to subtotal as some offenders were proceeded against for both penetrative and non-penetrative sexual conduct offences in 2023–24

c: Numbers do not add to subtotal as some offenders were proceeded against for both CSAM and IBSA offences in 2023–24

d: Includes offenders proceeded against for persistent sexual abuse

Note: Males and females with other sexual offences are not available due to data confidentialisation. Data relate to each offender's index event

Source: AIC ASOS 2023–24 [computer file]

Table B7: Youth offenders by offence type and sex, 2023–24 (rate per 100,000 relevant population)

	Male	Female	Total ^a
<i>Penetrative or non-penetrative sexual conduct</i>	46.99	4.39	26.48
Penetrative sexual conduct	18.33	1.46	10.25
Non-penetrative sexual conduct	34.91	3.39	19.67
<i>Handling of unlawful sexual material</i>	35.71	20.48	28.35
Child sexual abuse material	27.28	17.40	22.52
Image-based sexual abuse	9.02	3.23	6.21
Enabling unlawful sexual conduct	4.07	0.62	2.39
Other sexual offences	na	na	0.22
Total offenders^b	80.59	23.87	53.22

a: Includes offenders whose sex was not stated or unknown

b: Includes offenders proceeded against for persistent sexual abuse

Note: Males and females with other sexual offences are not available due to data confidentialisation. Data relate to each offender's index event. Rates per 100,000 relevant population were calculated using population data from *National, state and territory population* (ABS 2025a)

Source: AIC ASOS 2023–24 [computer file]

Table B8: Youth offenders by Indigenous status and sex, 2023–24

	Male (n)	Female (n)	Total ^a (n)	Rate ^b
Aboriginal and/or Torres Strait Islander	176	46	224	129.22
Non-Indigenous	806	229	1,037	41.48
Not stated/unknown	126	35	162	–
Total offenders	1,108	310	1,423	53.22

a: Includes offenders whose sex was not stated or unknown

b: Per 100,000 relevant population

Note: Data relate to each offender's index event. Rates per 100,000 relevant population were calculated using population data from *National, state and territory population* (ABS 2025a)

Source: AIC ASOS 2023–24 [computer file]

Table B9: Youth offenders by child or non-child sexual offences, relationship with primary victim and sex, 2023–24 (n)

	Male	Female	Total ^a
Offenders with only child sexual offences^b			
Intimate partner	69	23	92
Non-intimate partner family member	139	6	146
Non-family member known to victim	285	72	359
Stranger	62	9	71
Not stated/unknown	81	36	117
Total offenders with only child sexual offences	636	146	785
Offenders with only non-child sexual offences^c			
Intimate partner	25	6	31
Non-intimate partner family member	12	0	12
Non-family member known to victim	58	9	69
Stranger	na	na	59
Not stated/unknown	na	na	23
Total offenders with only non-child sexual offences	172	20	194

a: Includes offenders whose sex was not stated or unknown

b: Youth offenders proceeded against for child sexual offences in 2023–24 and not proceeded against for any non-child sexual offences in the same period. Data may also include youth offenders proceeded against for both child sexual offences and sexual offences where it was not stated/unknown if they were child or non-child offences

c: Youth offenders proceeded against for non-child sexual offences and no child sexual offences in 2023–24. Data may also include youth offenders proceeded against for both non-child sexual offences and sexual offences where it was not stated/unknown if they were child or non-child offences

Note: Excludes Tasmania and the ACT because of data constraints. Data on males and females with non-child sexual offences and stranger or unstated or unknown relationships with victims are not available due to confidentiality. Excludes offenders for whom police did not provide victim information or offender information. The relationship data in this table relate to an individual's relationship with their only or primary victim for sexual offences for which they were proceeded against either the first or only time in 2023–24. The first or only police proceeding may have involved one or more offences and one or more victims. Data relate to each offender's index event

Source: AIC ASOS 2023–24 [computer file]

Table B10: Youth offenders by sex and location of offending, 2023–24 (n)

	Male	Female	Total ^a
Residential	644	175	822
Community	325	98	424
Other	93	22	116
Total offenders^b	1,099	308	1,412

a: Includes offenders whose sex was not stated or unknown

b: Numbers do not add to total as offenders may have been proceeded against for offences that occurred at more than one location in 2023–24. Includes youth offenders whose offending locations were not stated or unknown

Note: Excludes Tasmania due to data constraints. Data relate to each offender's index event

Source: AIC ASOS 2023–24 [computer file]

Table B11: Youth offenders by number of sexual offence incidents and sex, 2023–24 (n)			
	Male	Female	Total ^a
1 sexual offence incident	1,016	300	1,321
2 or more sexual offence incidents	83	8	91
Total offenders	1,099	308	1,412

a: Includes offenders whose sex was not stated or unknown

Note: Excludes Tasmania due to data constraints

Source: AIC ASOS 2023–24 [computer file]

Table B12: Youth offenders by number of unique victims and offender sex, 2023–24 (n)			
	Male	Female	Total ^a
1 victim	735	156	896
2 or more victims	106	14	120
Total offenders	841	170	1,016

a: Includes offenders whose sex was not stated or unknown

Note: Excludes Tasmania and the ACT due to data constraints

Source: AIC ASOS 2023–24 [computer file]

Table B13: Youth offenders by number of police proceedings for sexual offending and sex, 2023–24 (n)			
	Male	Female	Total ^a
1 proceeding	1,054	303	1,362
2 or more proceedings	54	7	61
Total offenders	1,108	310	1,423
Mean police proceedings	1.1	1.0	1.0
Median police proceedings	1.0	1.0	1.0

a: Includes offenders whose sex was not stated or unknown

Source: AIC ASOS 2023–24 [computer file]

Table B14: Youth offenders by type of police proceedings for sexual offences and sex, 2023–24						
	Male		Female		Total ^a	
	n	%	n	%	n	%
Charge, arrest or summons	380	34	27	9	409	29
Other action	741	67	285	92	1,029	72
Total offenders^b	1,108		310		1,423	

a: Includes offenders whose sex was not stated or unknown

b: Numbers do not add to total as some offenders were proceeded against by charge, arrest or summons and other action

Note: Data relate to each offender’s index event. Percentages may not total 100 due to rounding

Source: AIC ASOS 2023–24 [computer file]

Table B15: Youth offenders by prior police proceedings for sexual offending and all offending, and sex, 2023–24						
	Male		Female		Total ^a	
	<i>n</i>	%	<i>n</i>	%	<i>n</i>	%
Sexual offending						
Prior police proceedings for sexual offending	55	5	6	2	61	4
No prior police proceedings for sexual offending	1,053	95	304	98	1,362	96
Total offenders	1,108		310		1,423	
Any offending						
Prior police proceedings	343	31	60	19	404	28
No prior police proceedings	765	69	250	81	1,019	72
Total offenders	1,108		310		1,423	

a: Includes offenders whose sex was not stated or unknown

Note: Prior police proceedings are instances where an offender was proceeded against by police once or more in the nine years before their first or only police proceeding for a sexual offence in 2023–24. Percentages may not total 100 due to rounding

Source: AIC ASOS 2023–24 [computer file]

Table B16: Adult offenders by offence type and sex, 2023–24 (n)			
	Male	Female	Total ^a
<i>Penetrative or non-penetrative sexual conduct^b</i>	6,815	264	7,129
Penetrative sexual conduct	2,697	62	2,774
Non-penetrative sexual conduct	5,226	238	5,504
Persistent sexual abuse	165	8	173
<i>Handling of unlawful sexual material^c</i>	1,769	122	1,907
Child sexual abuse material	1,148	32	1,187
Image-based sexual abuse	663	91	763
Enabling unlawful sexual conduct	699	30	737
Other sexual offences	27	7	34
Total offenders	8,468	385	8,921

a: Includes offenders whose sex was not stated or unknown

b: Numbers do not add to subtotal as some offenders were proceeded against for both penetrative and non-penetrative sexual conduct offences in 2023–24

c: Numbers do not add to subtotal as some offenders were proceeded against for both CSAM and IBSA offences in 2023–24

Note: Data relate to each offender's index event

Source: AIC ASOS 2023–24 [computer file]

Table B17: Adult offenders by offence type and sex, 2023–24 (rate per 100,000 relevant population)

	Male	Female	Total ^a
<i>Penetrative or non-penetrative sexual conduct</i>	64.75	2.43	33.31
Penetrative sexual conduct	25.62	0.57	12.96
Non-penetrative sexual conduct	49.65	2.19	25.72
Persistent sexual abuse	1.57	0.07	0.81
<i>Handling of unlawful sexual material</i>	16.81	1.12	8.91
Child sexual abuse material	10.91	0.29	5.55
Image-based sexual abuse	6.30	0.84	3.57
Enabling unlawful sexual conduct	6.64	0.28	3.44
Other sexual offences	0.26	0.06	0.16
Total offenders	80.45	3.54	41.69

a: Includes offenders whose sex was not stated or unknown

Note: Data relate to each offender’s index event. Rates per 100,000 relevant population were calculated using population data from *National, state and territory population* (ABS 2025a)

Source: AIC ASOS 2023–24 [computer file]

Table B18: Adult Aboriginal and Torres Strait Islander offenders by age group and sex, 2023–24

	Male	Female	Total ^a	
	<i>n</i>	<i>n</i>	<i>n</i>	Rate
18–44 years	774	53	834	206.74
45 years and over	261	10	271	113.17
Total offenders	1,035	63	1,105	171.88

a: Includes offenders whose sex was not stated or unknown

Note: Data relate to each offender’s index event. Rates per 100,000 relevant population were calculated using estimated population data from the *Estimates and projection, Australian Aboriginal and Torres Strait Islander population series* (ABS 2024)

Source: AIC ASOS 2023–24 [computer file]

Table B19: Adult non-Indigenous offenders by age group and sex, 2023–24

	Male	Female	Total ^a	
	<i>n</i>	<i>n</i>	<i>n</i>	Rate
18–44 years	4,213	209	4,455	44.94
45 years and over	2,426	77	2,523	23.27
Total offenders	6,639	286	6,978	33.62

a: Includes offenders whose sex was not stated or unknown

Note: Data relate to each offender’s index event. Rates per 100,000 relevant population were calculated using estimated population data from the *Estimates and projection, Australian Aboriginal and Torres Strait Islander population series* (ABS 2024) and population data from *National, state and territory population* (ABS 2025a)

Source: AIC ASOS 2023–24 [computer file]

Table B20: Adults with only child sexual offences by offence type and jurisdiction, 2023–24 (n)

	NSW	Vic	Qld	WA	SA	NT	Total
<i>Penetrative or non-penetrative sexual conduct^a</i>	626	334	730	449	229	15	2,383
Penetrative sexual conduct	332	163	291	225	133	5	1,149
Non-penetrative sexual conduct	536	289	591	372	133	11	1,932
Child sexual abuse material	360	220	262	143	83	17	1,085
Enabling unlawful sexual conduct	226	119	76	69	65	5	560
Total offenders^b	984	533	975	579	354	34	3,459

a: Numbers do not add to subtotal as some offenders were proceeded against for both penetrative and non-penetrative sexual conduct offences in 2023–24

b: Includes offenders proceeded against for persistent sexual abuse, IBSA or other sexual offences

Note: Excludes Tasmania and the ACT due to data constraints. Offenders may have been proceeded against for more than one type of sexual offence in 2023–24. Data relate to adults proceeded against for child sexual offences in 2023–24 and not proceeded against for any non-child sexual offences in the same period. Data may also include adults proceeded against for both child sexual offences and sexual offences where it was not stated/unknown if they were child or non-child offences. Data relate to each offender's index event

Source: AIC ASOS 2023–24 [computer file]

Table B21: Adults with only child sexual offences by location of offending and sex, 2023–24 (n)

	Male	Female	Total ^a
Residential	2,610	87	2,714
Community	394	9	408
Other	285	5	292
Total offenders^b	3,332	102	3,459

a: Includes offenders whose sex was not stated or unknown

b: Numbers do not add to total as offenders may have been proceeded against for offences that occurred at more than one location in 2023–24. Includes adults with child sexual offences whose offending locations were not stated or unknown

Note: Excludes Tasmania and the ACT due to data constraints. Data relate to adults proceeded against for child sexual offences in 2023–24 and not proceeded against for any non-child sexual offences in the same period. Data may also include adults proceeded against for both child sexual offences and sexual offences where it was not stated/unknown if they were child or non-child offences. Data relate to each offender's index event

Source: AIC ASOS 2023–24 [computer file]

Table B22: Adults with only child sexual offences by sexual and non-sexual offences, number of sexual offence incidents and sex, 2023–24 (n)

	Male	Female	Total ^a
Proceeded against for sexual offences only			
1 sexual offence incident	1,056	na	1,104
2 or more sexual offence incidents	145	na	151
<i>Total proceeded against for sexual offences only</i>	<i>1,201</i>	<i>52</i>	<i>1,255</i>
Proceeded against for sexual and non-sexual offences			
1 sexual offence incident	1,817	na	1,885
2 or more sexual offence incidents	314	na	319
<i>Total proceeded against for sexual and non-sexual offences</i>	<i>2,131</i>	<i>50</i>	<i>2,204</i>
All sexual offenders			
1 sexual offence incident	2,873	92	2,989
2 or more sexual offence incidents	459	10	470

a: Includes offenders whose sex was not stated or unknown

Note: Excludes Tasmania and the ACT due to data constraints. Females proceeded against for one or for two or more sexual offences only, or for one or for two or more sexual and non-sexual offences are not available due to data confidentialisation. Data relate to adults proceeded against for child sexual offences in 2023–24 and not proceeded against for any non-child sexual offences in the same period. Data may also include adults proceeded against for both child sexual offences and sexual offences where it was not stated/unknown if they were child or non-child offences

Source: AIC ASOS 2023–24 [computer file]

Table B23: Adults with only child sexual offences by number of unique victims and jurisdiction, 2023–24 (n)

	NSW	Vic	Qld	WA	SA	NT	Total
1 victim	572	279	616	394	na	na	2,119
2 or more victims	159	70	140	92	na	na	514
Total offenders	731	349	756	486	297	14	2,633
Mean number of victims	1.4	1.3	1.3	1.3	1.3	1.2	1.3
Median number of victims	1.0	1.0	1.0	1.0	1.0	1.0	1.0

Note: Excludes Tasmania and the ACT due to data constraints. Data on SA and NT adults with child sexual offences and one victim or two or more victims are not available due to confidentialisation. Data relate to adults proceeded against for child sexual offences in 2023–24 and not proceeded against for any non-child sexual offences in the same period. Data may also include adults proceeded against for both child sexual offences and sexual offences where it was not stated/unknown if they were child or non-child offences

Source: AIC ASOS 2023–24 [computer file]

Table B24: Adults with only child sexual offences by number of police proceedings for sexual offences and sex, 2023–24 (n)

	Male	Female	Total ^a
1 proceeding	3,060	na	3,183
2 or more proceedings	272	na	276
Total offenders	3,332	102	3,459
Mean police proceedings	1.1	1.0	1.1
Median police proceedings	1.0	1.0	1.0

a: Includes offenders whose sex was not stated or unknown

Note: Excludes Tasmania and the ACT due to data constraints. Data on female adults with child sexual offences and one proceeding or two or more proceedings are not available due to confidentialisation. Data relate to adults proceeded against for child sexual offences in 2023–24 and not proceeded against for any non-child sexual offences in the same period. Data may also include adults proceeded against for both child sexual offences and sexual offences where it was not stated/unknown if they were child or non-child offences

Source: AIC ASOS 2023–24 [computer file]

Table B25: Adults with only child sexual offences by type of police proceedings for sexual offences and sex, 2023–24

	Male		Female		Total ^a	
	n	%	n	%	n	%
Charge, arrest or summons	3,159	95	90	88	3,274	95
Other action	218	7	12	12	230	7
Total offenders^b	3,332		102		3,459	

a: Includes offenders whose sex was not stated or unknown

b: Numbers may not add to total and percentages may not add to 100 as some offenders were proceeded against by charge, arrest or summons and other actions

Note: Excludes Tasmania and the ACT due to data constraints. Data relate to adults proceeded against for child sexual offences in 2023–24 and not proceeded against for any non-child sexual offences in the same period. Data may also include adults proceeded against for both child sexual offences and sexual offences where it was not stated/unknown if they were child or non-child offences. Data relate to each offender's index event. Percentages may not total 100 due to rounding

Source: AIC ASOS 2023–24 [computer file]

Table B26: Adults with only non-child sexual offences by offence type and jurisdiction, 2023–24 (n)

	NSW	Vic	Qld	WA	SA	NT	Total
<i>Penetrative or non-penetrative sexual conduct^a</i>	1,127	649	1,000	348	307	38	3,469
Penetrative sexual conduct	433	146	426	172	190	14	1,381
Non-penetrative sexual conduct	833	565	612	228	139	25	2,402
Total offenders^b	1,498	860	1,009	349	307	42	4,065

a: Numbers do not add to subtotal as some offenders were proceeded against for both penetrative and non-penetrative sexual conduct offences in 2023–24

b: Includes offenders proceeded against for IBSA and enabling unlawful sexual conduct

Note: Excludes Tasmania and the ACT because of data constraints. Data relate to adults proceeded against for non-child sexual offences in 2023–24 and not proceeded against for any child sexual offences in the same period. Data may also include adults proceeded against for both non-child sexual offences and sexual offences where it was not stated/unknown if they were child or non-child offences. Data relate to each offender's index event

Source: AIC ASOS 2023–24 [computer file]

Table B27: Adults with only non-child sexual offences by location of offending and sex, 2023–24 (n)

	Male	Female	Total ^a
Residential	2,325	138	2,479
Community	821	37	865
Other	715	18	740
Total offenders^b	3,839	196	4,065

a: Includes offenders whose sex was not stated or unknown

b: Numbers do not add to total as offenders may have been proceeded against for offences that occurred at more than one location in 2023–24. Includes adults with non-child sexual offences whose offending locations were not stated or unknown

Note: Excludes Tasmania and the ACT due to data constraints. Data relate to adults proceeded against for non-child sexual offences in 2023–24 and not proceeded against for any child sexual offences in the same period. Data may also include adults proceeded against for both non-child sexual offences and sexual offences where it was not stated/unknown if they were child or non-child offences. Data relate to each offender's index event

Source: AIC ASOS 2023–24 [computer file]

Table B28: Adults with only non-child sexual offences by sexual and non-sexual offences and number of sexual offence incidents, 2023–24 (n)

Proceeded against for sexual offences only	
1 sexual offence incident	921
2 or more sexual offence incidents	48
<i>Total proceeded against for sexual offences only</i>	969
Proceeded against for sexual and non-sexual offences	
1 sexual offence incident	2,848
2 or more sexual offence incidents	248
<i>Total proceeded against for sexual and non-sexual offences</i>	3,096
All sexual offenders	
1 sexual offence incident	3,769
2 or more sexual offence incidents	296
Total offenders	4,065

Note: Excludes Tasmania and the ACT due to data constraints. Data relate to adults proceeded against for non-child sexual offences in 2023–24 and not proceeded against for any child sexual offences in the same period. Data may also include adults proceeded against for both non-child sexual offences and sexual offences where it was not stated/unknown if they were child or non-child offences

Source: AIC ASOS 2023–24 [computer file]

Table B29: Adults with only non-child sexual offences by number of unique victims and jurisdiction, 2023–24 (n)

	NSW	Vic	Qld	WA	SA	NT	Total
1 victim	1,383	766	930	324	292	33	3,728
2 or more victims	115	94	75	25	15	9	333
Total offenders	1,498	860	1,005	349	307	42	4,061
Mean number of victims	1.1	1.2	1.1	1.1	1.1	1.3	1.1
Median number of victims	1.0	1.0	1.0	1.0	1.0	1.0	1.0

Note: Excludes Tasmania and the ACT due to data constraints. Data relate to adults proceeded against for non-child sexual offences in 2023–24 and not proceeded against for any child sexual offences in the same period. Data may also include adults proceeded against for both non-child sexual offences and sexual offences where it was not stated/unknown if they were child or non-child offences

Source: AIC ASOS 2023–24 [computer file]

Table B30: Adults with only non-child sexual offences by type of police proceedings for sexual offences and sex, 2023–24

	Male		Female		Total ^a	
	n	%	n	%	n	%
Charge, arrest or summons	3,595	94	166	85	3,791	93
Other action	263	7	31	16	294	7
Total offenders^b	3,839		196		4,065	

a: Includes offenders whose sex was not stated or unknown

b: Numbers do not add to total and percentages do not add to 100 as some offenders were proceeded against by charge, arrest or summons and other actions

Note: Excludes Tasmania and the ACT due to data constraints. Data relate to adults proceeded against for non-child sexual offences in 2023–24 and not proceeded against for any child sexual offences in the same period. Data may also include adults proceeded against for both non-child sexual offences and sexual offences where it was not stated/unknown if they were child or non-child offences. Data relate to each offender's index event. Percentages may not total 100 due to rounding

Source: AIC ASOS 2023–24 [computer file]

Table B31: Sexual offence victims by number of offenders and jurisdiction, 2023–24 (n)

	NSW	Vic	Qld	WA	SA	NT	Total
1 offender	2,975	1,746	2,648	1,142	na	na	9,303
2 or more offenders	85	51	99	41	na	na	300
Total victims	3,060	1,797	2,747	1,183	738	78	9,603
Mean number of offenders	1.0	1.1	1.0	1.0	1.1	1.0	1.0
Median number of offenders	1.0	1.0	1.0	1.0	1.0	1.0	1.0

Note: Excludes Tasmania and the ACT due to data constraints. Data on SA and NT victims with one offender or two or more offenders are not available due to confidentialisation

Source: AIC ASOS 2023–24 [computer file]

AIC reports

Statistical Report

Tom Sullivan is a Principal Research Analyst in the Australian Institute of Criminology's Statistical Collections Program.

Australia's national research and
knowledge centre on crime and justice

www.aic.gov.au

